

City of Laredo  
Building Development Services Department  
Monthly Report for January 2017

Type	Permit Description	Permits	Fee Collected	Valuation	Units	Bldgs
<b>HOUSEKEEPING BUILDING</b>						
101	*Single Family Detached	61	\$ 39,490.50	\$ 8,741,107	61	
102	*Single Family Attached					
103	*2 Family Building					
104	*3 and 4 Family Buildings					
105	*5 or More Family Buildings	12	\$ 14,247.75	\$ 14,596,133	158	10
107	*Mobile Home Installation					
106	*Mobile Home REINSTALLATION	7	\$ 350.00			
	<b>Subtotal</b>	<b>80</b>	<b>\$ 54,088.25</b>	<b>\$ 23,337,240</b>	<b>219</b>	
<b>NEW RESIDENTIAL NON-HOUSEKEEPING BLDG</b>						
213	*Hotels, Motels & Tourist Cabins					
<b>NEW NON-RESIDENTIAL BUILDING</b>						
318	*Amusement, Social & Recreational	1	\$ 1,674.00	\$ 477,900		
319	*Church & Other Religious					
320	*Industrial/Warehouse	4	\$ 8,763.00	\$ 4,895,000		
321	*Prkg/Paving (Bldg & Open Decked)					
322	*Service Stations & Repair Garages					
323	*Hospitals & Institutional	1	\$ 690.00	\$ 150,000		
324	*Office, Banks & Professional	3	\$ 6,676.50	\$ 4,351,780		
325	*Public Works & Utilities					
326	*Schools & Other Educational					
327	*Stores & Customer Services	32	\$ 22,925.98	\$ 5,337,419		
330	*Commercial-Shell Only					
331	*Restaurant	7	\$ 4,122.00	\$ 945,070		
	<b>Subtotal</b>	<b>48</b>	<b>\$ 44,851.48</b>	<b>\$ 16,157,169</b>		
<b>ADDITIONS, ALTERNATIONS &amp; CONVERSION</b>						
434	*Residential Porch, Carport, & Additions	33	\$ 3,720.25	\$ 381,958		
435	*Block Fence, Remodel, Reroof	159	\$ 8,769.50	\$ 1,240,580		
437	*Non Residential & Non Housekeeping	6	\$ 202.50	\$ 13,586		
438	*Adds of Resid. Storage, & Palapa	22	\$ 963.00	\$ 57,739		
439	*Swimming Pools Res. & Commercial	12	\$ 1,182.00	\$ 157,000		
440	*Remodeling Residential	9	\$ 1,100.50	\$ 270,576		
	<b>Subtotal</b>	<b>241</b>	<b>\$ 15,937.75</b>	<b>\$ 2,121,439</b>		
<b>BUILDING PERMITS</b>						
	January 2017	369	\$ 114,877.48	\$ 41,615,848		
	January 2016	252	\$ 73,081.05	\$ 15,854,220.00		
	Increase or Decrease	<b>117</b>	<b>\$ 41,796.43</b>	<b>\$ 25,761,628</b>		
	Jan. 1, 2017 to Jan. 31, 2017	369	\$ 114,877.48	\$ 41,615,848		
	Jan. 1, 2016 to Jan. 31, 2016	252	\$ 73,081.05	\$ 15,854,220		
	Increase of Decrease	<b>117</b>	<b>\$ 41,796.43</b>	<b>\$ 25,761,628</b>		

City of Laredo  
 Building Development Services Department  
 Monthly Report for January 2017

**CONCRETE DRIVEWAY & STREET CUTS**

500	*Driveway & Sidewalks/Residential	90	\$	4,750.00
501	*Driveway & Sidewalks/Commercial	17	\$	4,050.00
502	*Irrigation Residential	9	\$	450.00
503	*Irrigation Commercial	1	\$	250.00
511B	*Street Cuts & Excavation R.O.W.	4	\$	650.00
504	*Wastewater in R.O.W.	14		
505	*Water distribution in R.O.W.	35		
506	*AEP in R.O.W.	10		
507	*AT&T in R.O.W.	4		
508	*Time Warner in R.O.W.	0		
510	*Reliant Energy / Centerpoint	0		
512	*Utilities in R.O.W.	0		
	<b>Subtotal</b>	<b>184</b>	<b>\$</b>	<b>10,150.00</b>

**DEMOLITIONS AND RAZING OF BUILDINGS**

645	*Single Family House (Atch/Detach)	11	\$	500.00
646	*2 Family Building			
647	*3 & 4 Family Buildings			
648	*5 or More Family Building			
649	*All Other Building and Structures	4	\$	200.00
	<b>Subtotal</b>	<b>15</b>	<b>\$</b>	<b>700.00</b>

**ELECTRICAL PERMITS**

700	*Temporary Poles	8	\$	406.00
701	*Residential Permits	109	\$	14,106.50
702	*Commercial Permits	78	\$	12,441.00
703	*Reconnection Permits	5	\$	125.00
704	*H-Frame			
705	*Meter Upgrade	1	\$	50.00
	<b>Subtotal</b>	<b>201</b>	<b>\$</b>	<b>27,128.50</b>

**PLUMBING PERMITS**

800	*Residential Plumbing	84	\$	11,365.00
801	*Commercial Plumbing	33	\$	3,292.00
802	*Natural Gas			
803	*Medical Gas			
804	*Irrigation Residential	31	\$	2,307.00
805	*Irrigation Commercial	6	\$	602.00
	<b>Subtotal</b>	<b>154</b>	<b>\$</b>	<b>17,566.00</b>

**MECHANICAL PERMITS**

900	*Residential Permits	76	\$	8,608.00
901	*Commercial Permits	42	\$	7,096.50
902	*Change Out Permits	6	\$	948.00
	<b>Subtotal</b>	<b>124</b>	<b>\$</b>	<b>16,652.50</b>

City of Laredo  
 Building Development Services Department  
 Monthly Report for January 2017

**OTHERS PERMITS**

960	*Amusement Arcades Permits	17	\$	331,792.50	MACHINES	603
	*Parking Lots					
328	*Signs	46	\$	4,484.50		
329	*Portable Buildings					
332	*Towers	10	\$	945.00		
980	*Vendors Permits	1	\$	100.00		
	*CO Inspection					
915	*New Business Permits	45	\$	2,250.00		
985	*Garage Sale Permits	247	\$	3,710.00		

**Subtotal** **366**    **\$ 343,282.00**

**Total Permits and Fees** **1,413**    **\$ 530,356.48**

2016 January Total Permits and Fees 1,180    \$ 407,332.52    \$    233    \$123,023.96

**Certificates of Occupany**

Amusement (New)	11	4 temp
Residential	72	
MultiFamily	2	
Business	36	
Replacement*	2	

\*includes: Amusement Renewals, Business Replacement

**LARGE PERMITS**

	<u>Description</u>	<u>Valuation</u>	<u>Permit Type/ Numbe</u>	<u>Units</u>	<u>BLDGS</u>
PRJ	Casa Verde Apartments	\$ 14,236,133.00	105 - 5 or more family	9	152
ADD	8501 Casa Verde Rd		16-16771		
OW	Brownstone Construction		1/30/2017		
PRJ	Best Warehouse LTD	\$ 4,750,000.00	320 - Industrial/ Warehouse		
ADD	13802 N Unitec Dr		17-190		
OW	Best Warehouse LTD		1/27/2017		
PRJ	Expansion of Union Pacific Facility	\$ 4,032,000.00	324 - Offices, Banks		
ADD	Near Mile Mark 12 along IH35 North		17-350		
OW	Union Pacific Railroad		1/24/2017		
PRJ	Residence Renovation	\$ 522,086.00	440 - Residential Renovation		
ADD	510 International Blvd		17-187		
OW			1/9/2017		
PRJ	Commercial Shell	\$ 509,857.00	330 - Commercial Shell		
ADD	1920 S US Highway 83		16-17255		
OW			1/19/2017		

City of Laredo  
 Building Development Services Department  
 Monthly Report for January 2017

**INSPECTIONS**

		<b>January</b>	<b>Year to Date</b>		
100	FOUNDATION	102	102		
101	FRAMING	171	171		
102	CERTIFICATE OF OCCUPANCY			-	
104	BUILDING FINAL	181	181		
105	FOOTING			-	
106	INVESTIGATION INSPECTION	9	9		
107	POOL REINFORCING INSPECTION			-	
108	POOL FENCE			-	
109	ROOF IN PROGRESS			-	
110	ROOF FINAL			-	
111	MH-TIE DOWN			-	
112	MH- SKIRTING			-	
113	MH-DECK			-	
114	INSULATION	98	98	Building	561
200	T-POLE	8	8		
201	EL RES. ROUGH-IN	79	79		
202	EL H-FRAME	82	82		
203	EL COMM WALL ROUGH-IN	34	34		
204	EL COMM CEILING ROUGH-IN	16	16		
205	EL COMM ROUGH-IN	21	21		
206	EL PROVISIONAL	8	8		
207	EL FINAL	185	185		
208	EL RECONNECT	9	9	Electrical	442
300	PL COVER	73	73		
301	PL COPPER	3	3		
302	PL ROUGH-IN	121	121		
303	PL CSI & FINAL	125	125		
304	PL CSI			-	
305	PL GAS ROUGH IN	1	1		
306	PL GAS FINAL	3	3	Plumbing	326
400	ML ROUGH -IN	163	163		
401	ML FINAL	136	136	Mechanical	299
500	SC DRIVEWAY & SIDEWALK	116	116		
501	SC STREET CUT			- ROW	116
550	PZ FLOOD ELEVATION			-	
551	PZ-PLATTING			-	
600	FIRE INSPECTION	168	168		
601	FIRE RE-INSPECTION 2ND VISIT			-	
602	FIRE AFTER HR INSPECTION			-	
603	FIRE AIRPORT INSP			-	
604	FIRE ALARM PANEL REPLACEMENT	2	2		
605	FIRE CONTROL BURNING INSP			-	
606	FIRE BEER & WINE INSP	2	2		
607	FIRE CHURCH INSPECTION			-	
608	FIRE DAYCARE OR SIMILAR INSP	14	14		
609	FIRE DETENTION	1	1		
609B	FIRE CORRECTIONAL			-	
610	FIRE EXPLOSIVE TRANSPORT	4	4		
610B	FIRE RADIATION TRANSPORT			-	
611	FIRE FOOD BOOTH INSP			-	
612	FIRE DRILLS COMMERCIAL INSP			-	
613	FIRE FUEL LN PRESSURE TEST INS			-	
614	FIRE ALARM MODIFICATION INSP			-	

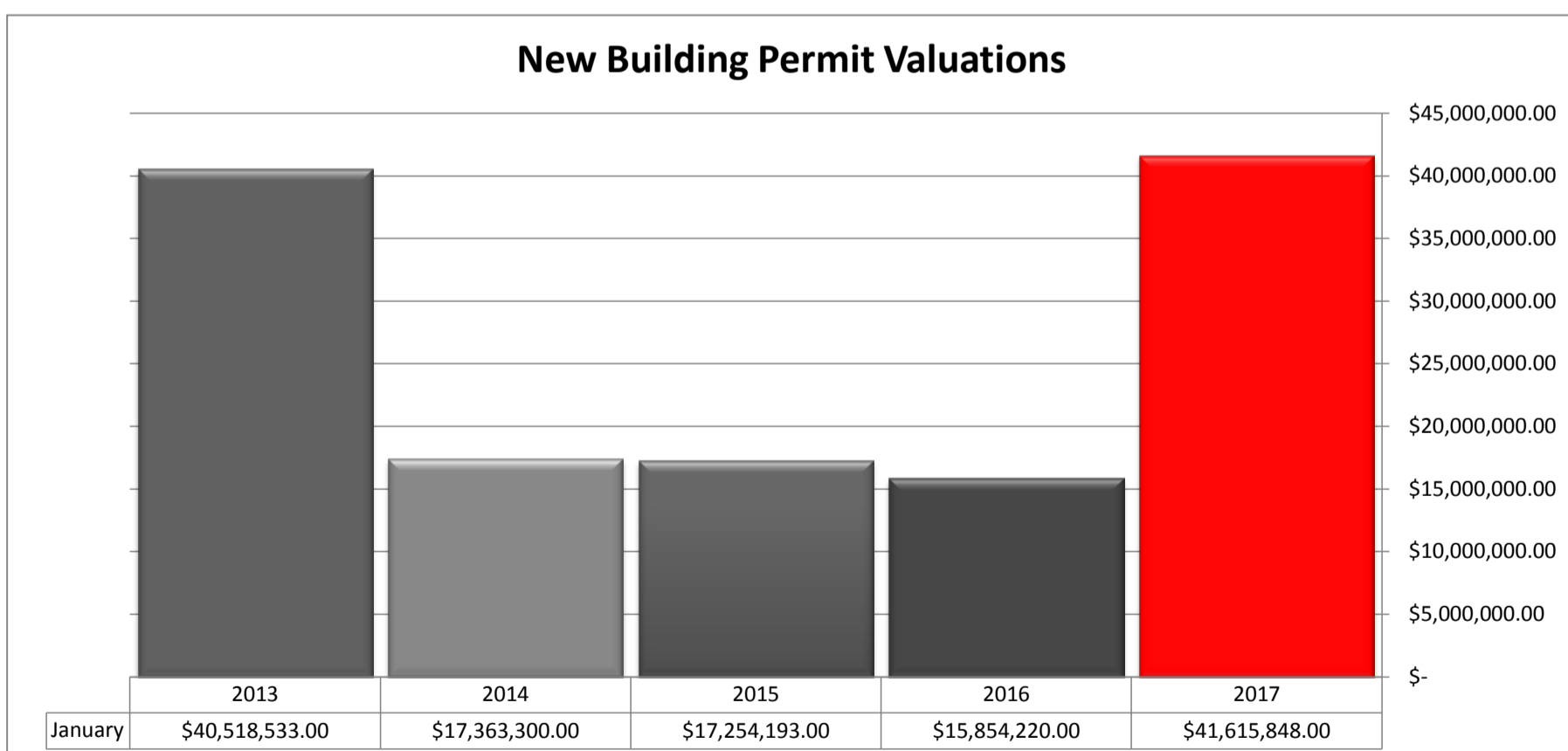
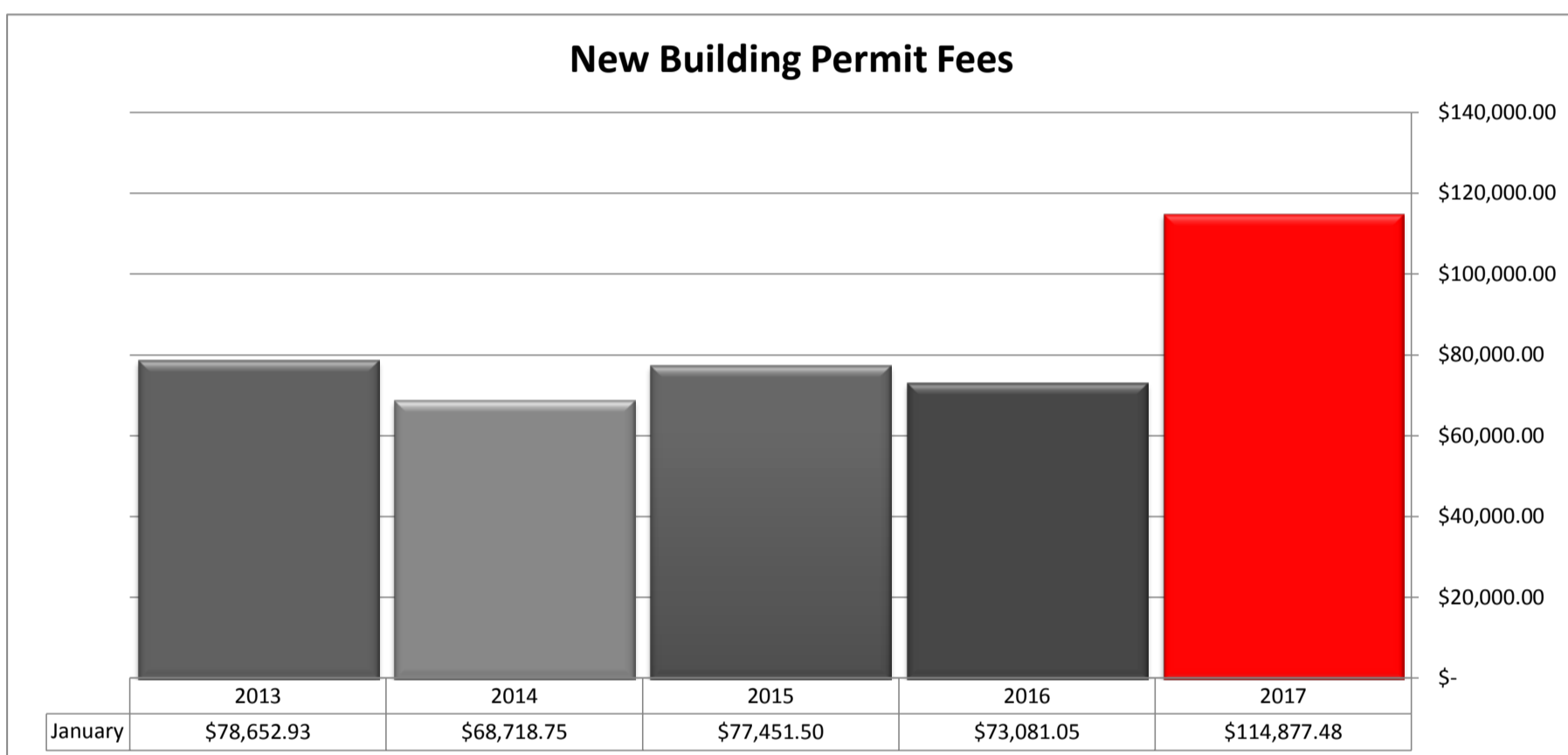
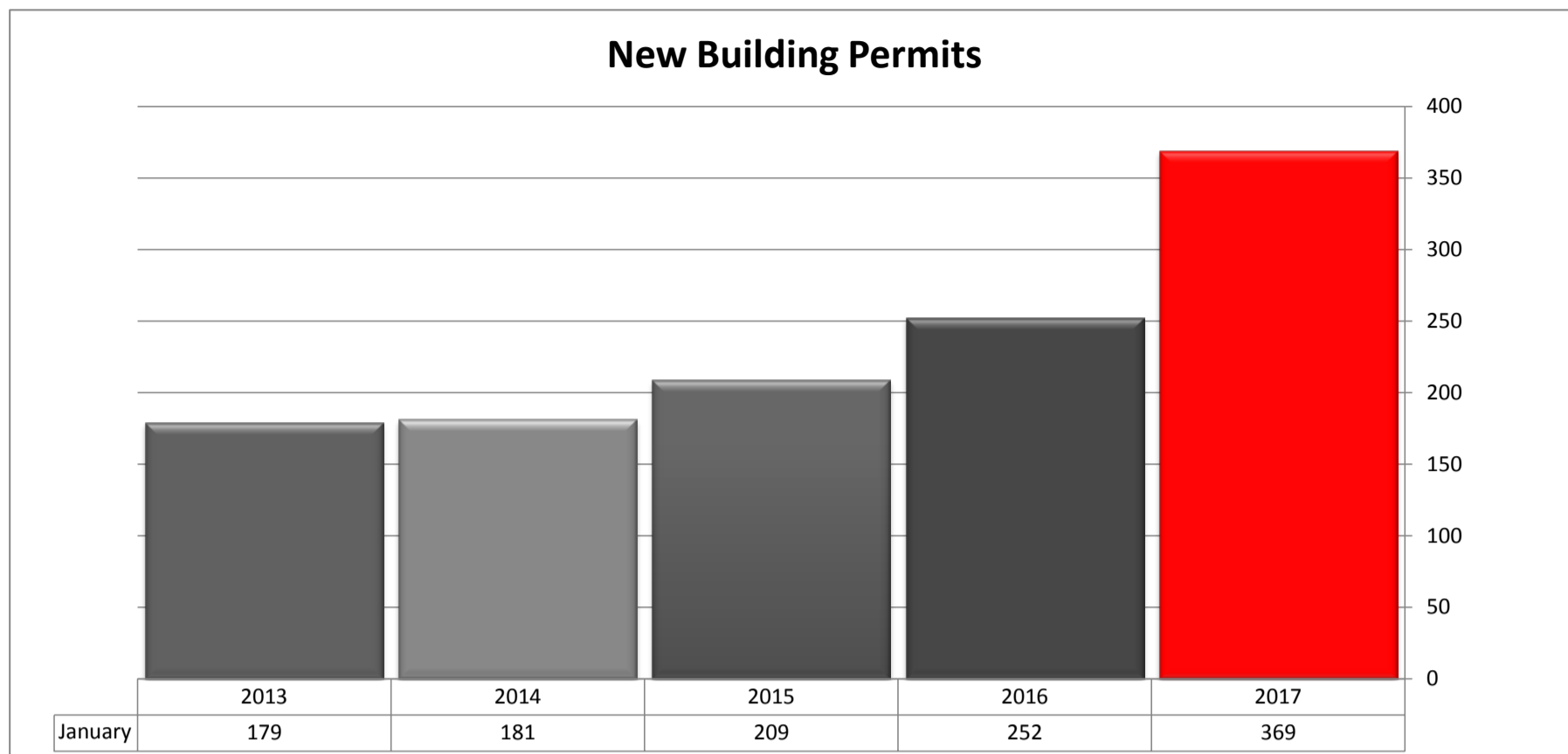
City of Laredo  
Building Development Services Department  
Monthly Report for January 2017

615	FIRE FUEL PUMP FIRE INSP			-
616	FIRE ALARM CONN TO SPRINKLER	2	2	
617	FIRE WORKS DISPLAY OUTDOORS			-
618	FIRE HOTEL INSP	2	2	
618B	FIRE MOTEL INSP			-
619	FIRE HOSPITAL OR SIMILAR INSP			-
620	FIRE SPRINKLER HYDRSTATIC TEST	32	32	
621	FIRE LPG TANK INSP			-
622	FIRE MOBILE REFUEL INSP			-
623	FIRE MONITORING GAS WELL INSP			-
624	FIRE ALARM NEW INSTALL INSP	14	14	
625	FIRE NURSING HOME OR SIMILAR I	1	1	
627	FIRE PARADE FLOAT INSP			-
628	FIRE PYROTECHNICS INDOOR			-
629	FIRE PHYSICAL THERAPY			-
629B	FIRE REHAB	1	1	
629C	FIRE CLINIC			-
630	FIRE SPRINKLER MOD INSP	2	2	
631	FIRE SPRAY PAINT BOOTH INSP			-
632	FIRE STORAGE TANK UNDER GRND			-
632B	FIRE STORAGE TANK ABOVE GRND			-
633	FIRE TENT PERMIT INSP	1	1	
634	FIRE USED CLOTHING INSP			-
635	FIRE LINE UNDERGROUND HYDRO	5	5	
636	FIRE UNDR GRD TANK REMOVAL			-
637	FIRE WAREHOUSE INSP	4	4	
638	FIRE FOSTER HOME INSPECTIONS	9	9	
639	FIRE HAUNTED HOUSE INSPECTION			-
660	FIRE AUTOMATIC VENT HOOD SYS	10	10	
661	FIRE VISUAL UNDERGROUND 1	20	20	
662	FIRE VISUAL UNDERGROUND 2			-
663	FIRE VISUAL SPKL OVERHEAD 1	26	26	
664	FIRE VISUAL SPKL OVERHEAD 2			-
665	FIRE VISUAL SPKL OVERHEAD 3			-
666	FIRE VISUAL FIRE ALARM 1	4	4	
667	FIRE VISUAL FIRE ALARM 2			-
668	FIRE VISUAL FIRE ALARM 3			-
669	FIRE AMUSEMENT CENTER	10	10	
670	FIRE CAREER DAY/DEMO	2	2	
671	FIRE YELLOW TAG INSPECTION	1	1	
672	FIRE RED TAG INSPECTION			-
799	IRRIGATION FINAL			-
899	IRRIGATION ROW FINAL			- Building Dept
FISH	FIRE SAFETY HOUSE			- Fire Dept
<b>Totals</b>		<b>2081</b>	<b>2081</b>	1,744
				337

**Notes:**

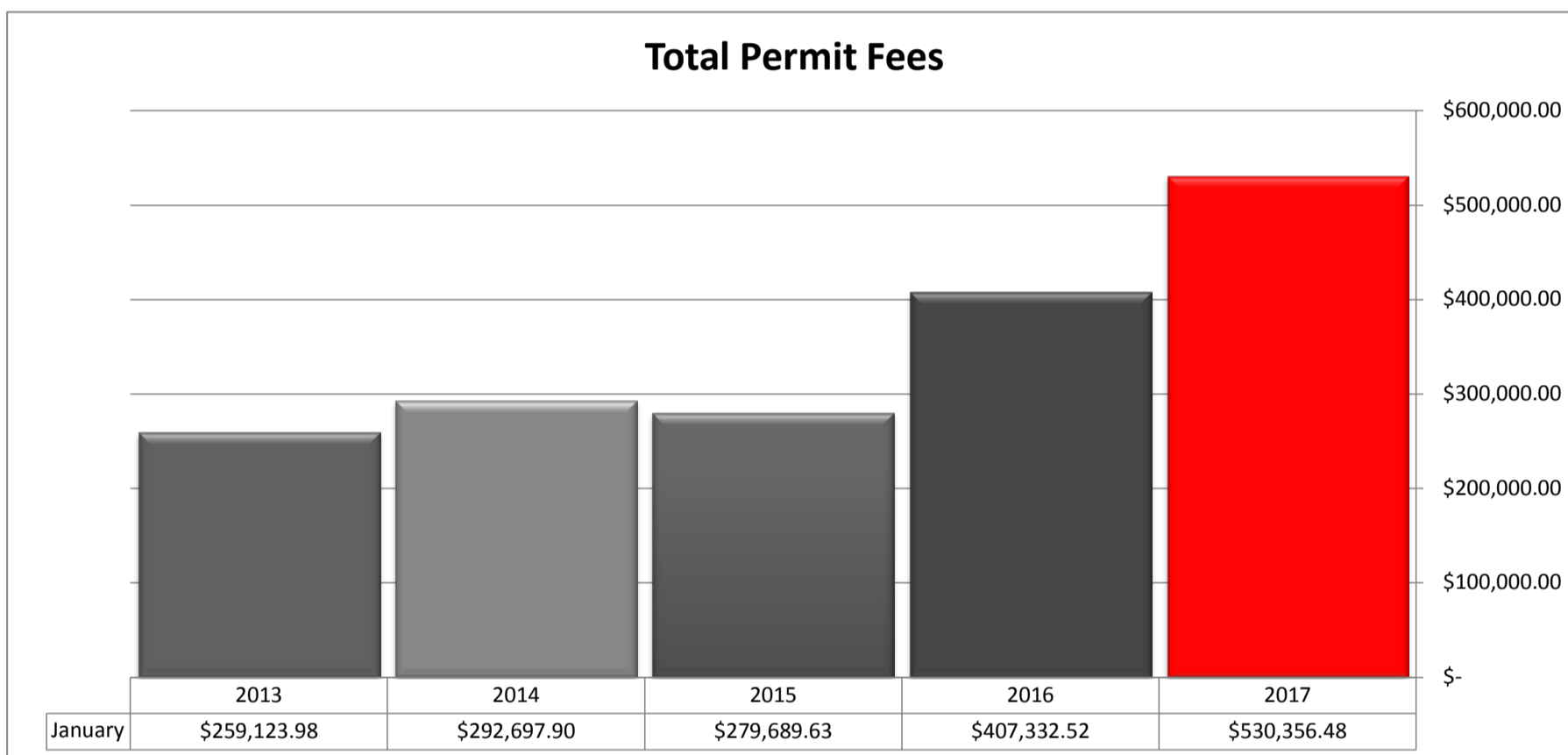
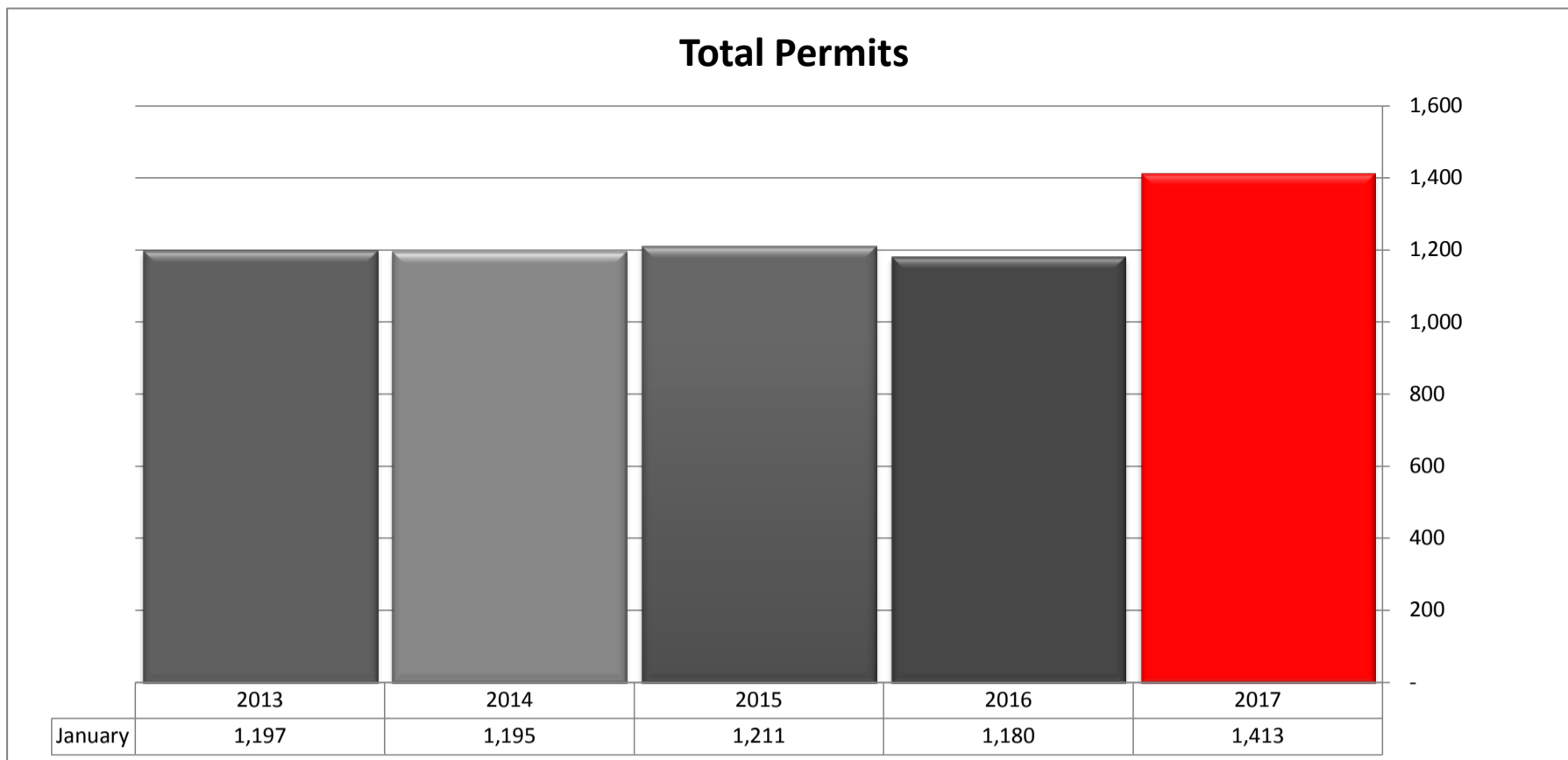
This report is prepared by the Building Development Services Department using monthly building reports. For any questions or comments, please contact Andres Castañeda - 956.794.1625 - acastaneda@ci.laredo.tx.us



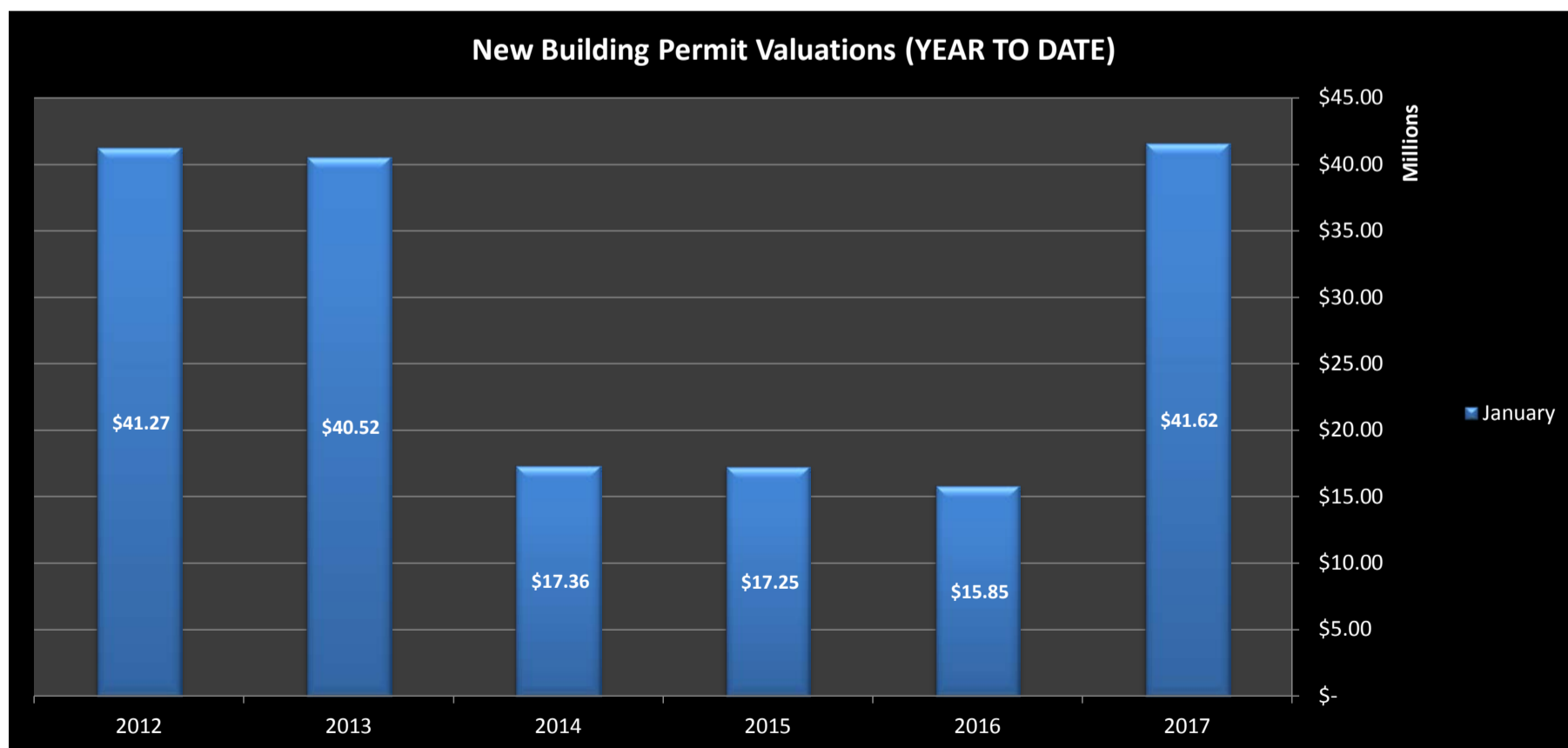
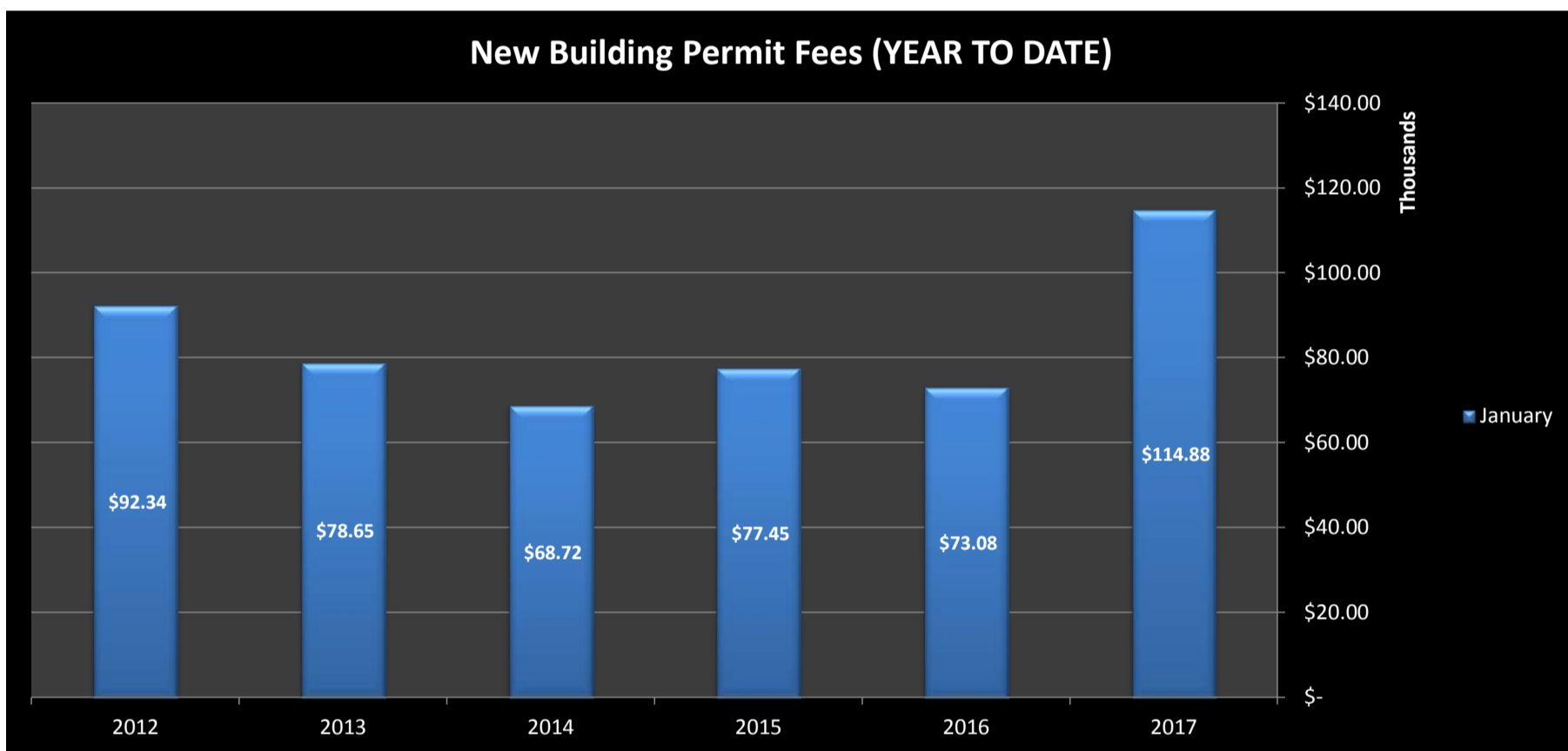
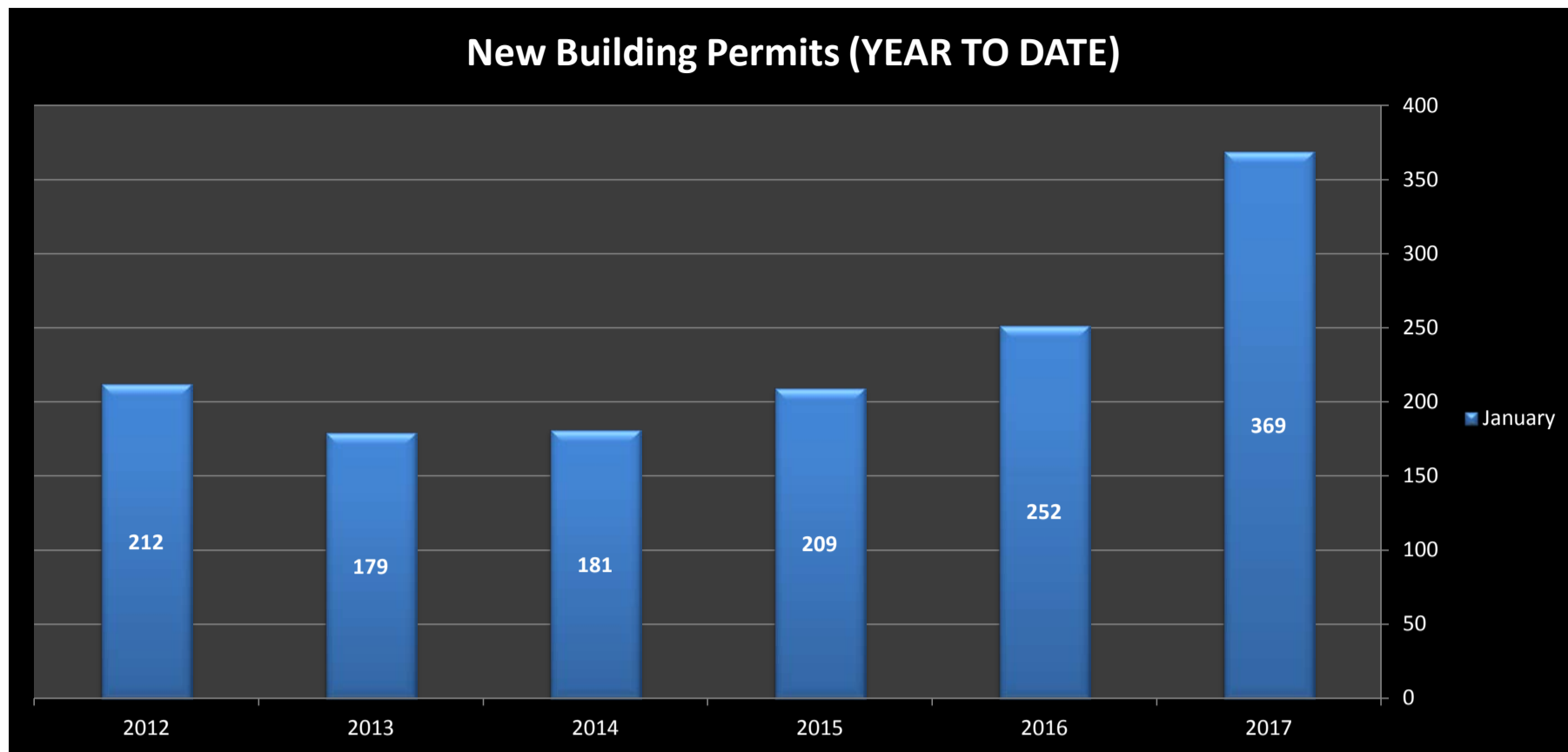


The permits listed here include all permits approved by the Building Development Services Department for NEW CONSTRUCTION. This includes new residential, commercial and addition or remodel construction.

City of Laredo  
 Building Development Services Department  
 Monthly Report for January 2017

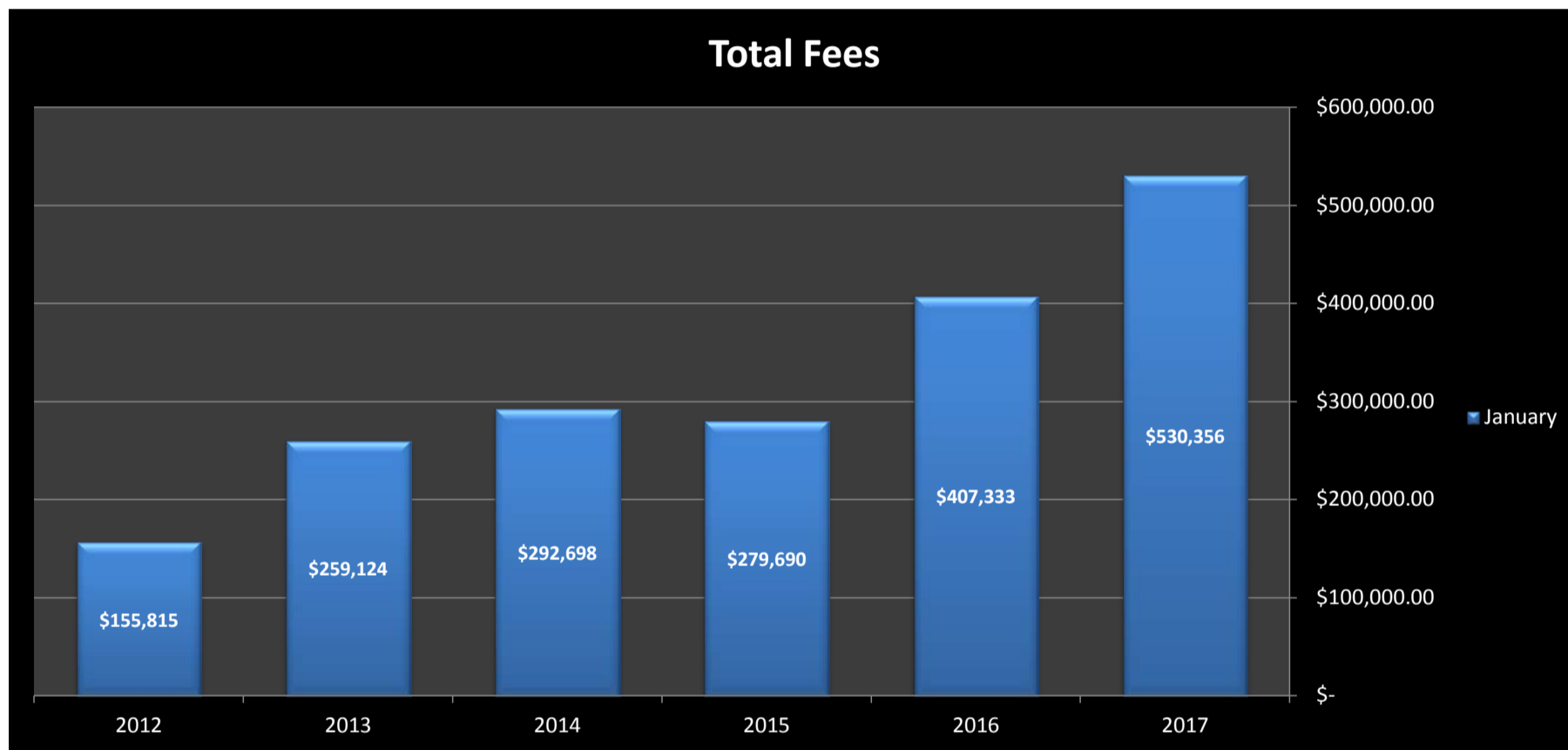
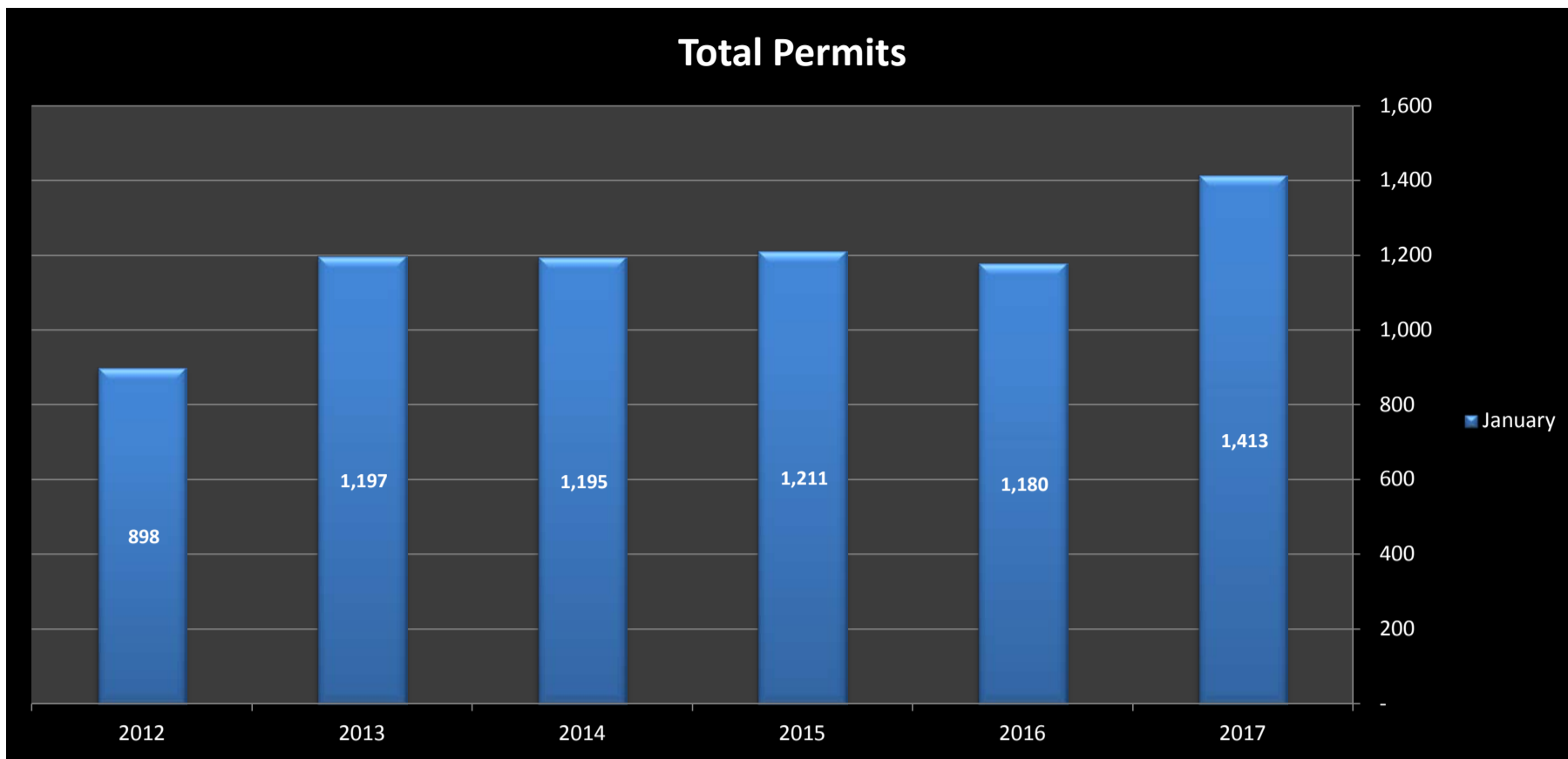


The permits listed here include all permits approved by the Building Development Services Department. Including all electrical, plumbing, mechanical, right of way, and various other types of permits.

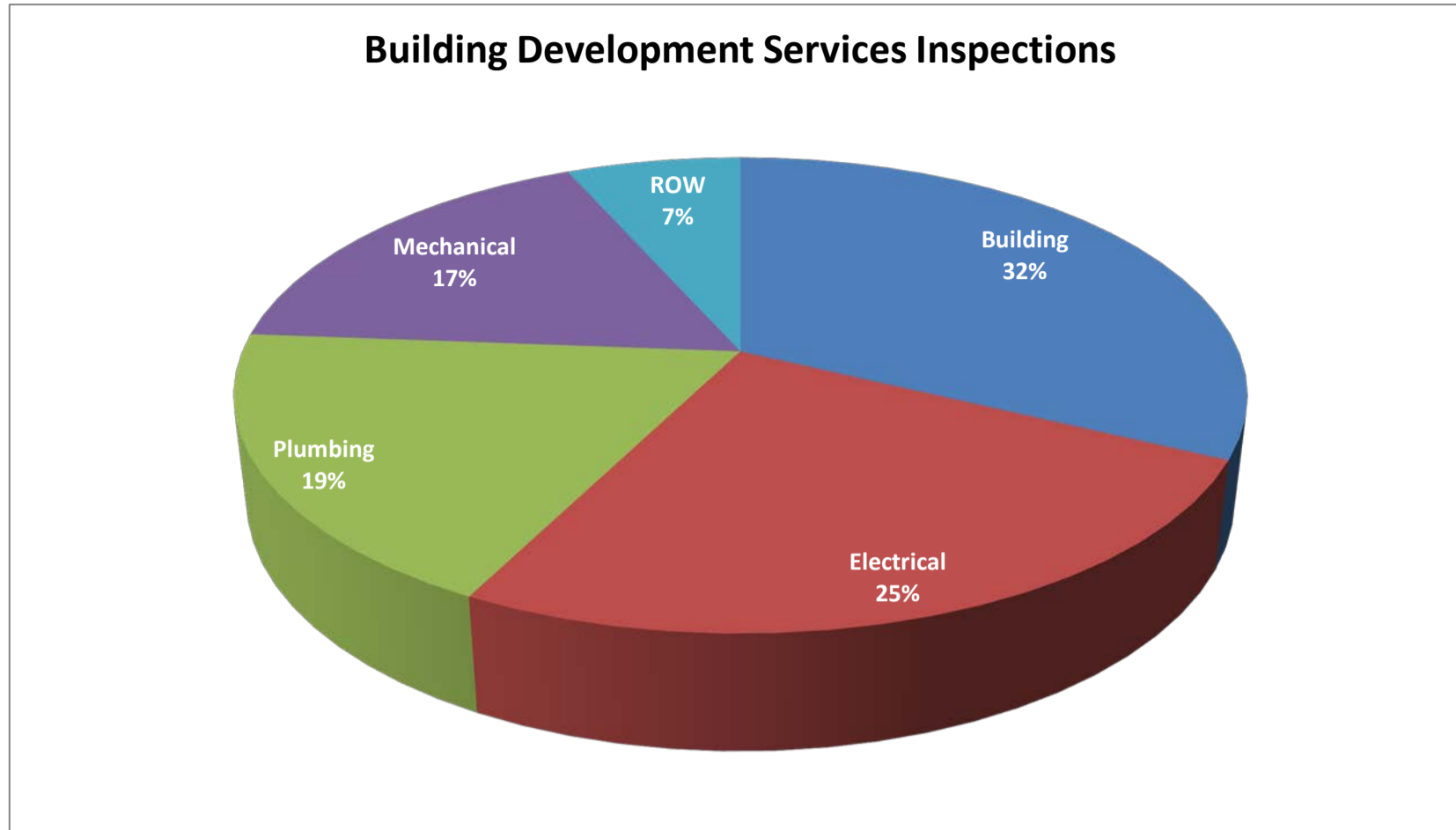


The permits listed here include all permits approved by the Building Development Services Department for NEW CONSTRUCTION. This includes new residential, commercial and addition or remodel construction.





The permits listed here include all permits approved by the Building Development Services Department. Including all electrical, plumbing, mechanical, right of way, and various other types of permits.



BUILDING	561
ELECTRICAL	442
MECHANICAL	299
PLUMBING	326
ROW	116
	1,744