

City of Laredo
Building Development Services Department
Monthly Report for February 2017

Type	Permit Description	Permits	Fee Collected	Valuation	Units	Bldgs
HOUSEKEEPING BUILDING						
101	*Single Family Detached	95	\$ 67,309.50	\$ 14,682,859.00	95	
102	*Single Family Attached					
103	*2 Family Building					
104	*3 and 4 Family Buildings					
105	*5 or More Family Buildings					
107	*Mobile Home Installation	2	\$ 100.00			
106	*Mobile Home REINSTALLATION	3	\$ 150.00			
	Subtotal	100	\$ 67,559.50	\$ 14,682,859.00	95	
NEW RESIDENTIAL NON-HOUSEKEEPING BLDG						
213	*Hotels, Motels & Tourist Cabins					
NEW NON-RESIDENTIAL BUILDING						
318	*Amusement, Social & Recreational	2	\$ 2,605.50	\$ 857,000.00		
319	*Church & Other Religious					
320	*Industrial/Warehouse	4	\$ 8,759.00	\$ 4,163,000.00		
321	*Prkg/Paving (Bldg & Open Decked)					
322	*Service Stations & Repair Garages					
323	*Hospitals & Institutional					
324	*Office, Banks & Professional	14	\$ 19,278.75	\$ 8,566,986.00		
325	*Public Works & Utilities					
326	*Schools & Other Educational	1	\$ 19,950.00	\$ 23,600,000.00		
327	*Stores & Customer Services	10	\$ 4,289.00	\$ 761,500.00		
330	*Commercial-Shell Only	1	\$ 5,125.50	\$ 3,000,000.00		
331	*Restaurant	5	\$ 1,270.50	\$ 215,100.00		
	Subtotal	37	\$ 61,278.25	\$ 41,163,586.00		
ADDITIONS, ALTERNATIONS & CONVERSION						
434	*Residential Porch, Carport, & Additions	39	\$ 6,301.50	\$ 863,722.00		
435	*Block Fence, Remodel, Reroof	214	\$ 10,475.00	\$ 1,243,204.00		
437	*Non Residential & Non Housekeeping	5	\$ 220.50	\$ 21,500.00		
438	*Adds of Resid. Storage, & Palapa	13	\$ 540.00	\$ 37,697.00		
439	*Swimming Pools Res. & Commercial	9	\$ 814.50	\$ 109,000.00		
440	*Remodeling Residential	11	\$ 772.00	\$ 168,679.00		
	Subtotal	291	\$ 19,123.50	\$ 2,443,802.00		
BUILDING PERMITS						
	February 2017	428	\$ 147,961.25	\$ 58,290,247.00		
	February 2016	335	\$ 103,966.00	\$ 27,257,173.00		
	Increase or Decrease	93	\$ 43,995.25	\$ 31,033,074.00		
	Jan. 1, 2017 to Feb 29, 2017	797	\$ 262,838.73	\$ 99,906,095.00		
	Jan. 1, 2016 to Feb 29, 2016	587	\$ 177,047.05	\$ 43,111,393.00		
	Increase of Decrease	210	\$ 85,791.68	\$ 56,794,702.00		

CONCRETE DRIVEWAY & STREET CUTS

500	*Driveway & Sidewalks/Residential	98	\$	5,050.00
501	*Driveway & Sidewalks/Commercial	15	\$	1,150.00
502	*Irrigation Residential	4	\$	200.00
503	*Irrigation Commercial	2	\$	500.00
511B	*Street Cuts & Excavation R.O.W.	17	\$	7,200.00
504	*Wastewater in R.O.W.	15		
505	*Water distribution in R.O.W.	32		
506	*AEP in R.O.W.	13		
507	*AT&T in R.O.W.	8		
508	*Time Warner in R.O.W.	0		
510	*Reliant Energy / Centerpoint	2		
512	*Utilities in R.O.W.	1	\$	250.00
	Subtotal	207	\$	14,350.00

DEMOLITIONS AND RAZING OF BUILDINGS

645	*Single Family House (Atch/Detach)	11	\$	550.00
646	*2 Family Building			
647	*3 & 4 Family Buildings			
648	*5 or More Family Building			
649	*All Other Building and Structures	2	\$	100.00
	Subtotal	13	\$	650.00

ELECTRICAL PERMITS

700	*Temporary Poles	6	\$	348.00
701	*Residential Permits	135	\$	16,142.00
702	*Commercial Permits	56	\$	7,654.50
703	*Reconnection Permits	4	\$	100.00
704	*H-Frame			
705	*Meter Upgrade	2	\$	107.00
	Subtotal	203	\$	24,351.50

PLUMBING PERMITS

800	*Residential Plumbing	116	\$	15,602.00
801	*Commercial Plumbing	104	\$	10,212.00
802	*Natural Gas			
803	*Medical Gas			
804	*Irrigation Residential	41	\$	2,479.00
805	*Irrigation Commercial	11	\$	4,231.00
	Subtotal	272	\$	32,524.00

MECHANICAL PERMITS

900	*Residential Permits	81	\$	8,960.00
901	*Commercial Permits	32	\$	5,368.00
902	*Change Out Permits	3	\$	352.00
	Subtotal	116	\$	14,680.00

City of Laredo
 Building Development Services Department
 Monthly Report for February 2017

OTHERS PERMITS

960	*Amusement Arcades Permits	9	\$	224,260.00	MACHINES	408
	*Parking Lots	4	\$	2,587.50		
328	*Signs	42	\$	5,956.90		
329	*Portable Buildings	1	\$	200.00		
332	*Towers	1	\$	316.50		
980	*Vendors Permits	83	\$	4,150.00		
	*CO Inspection					
915	*New Business Permits	50	\$	2,500.00		
985	*Garage Sale Permits	268	\$	4,020.00		

Subtotal **458** **\$ 243,990.90**

Total Permits and Fees **1,697** **\$ 478,507.65**

2016 February Total Permits and Fees 1,642 \$ 418,278.79 55 \$60,228.86

Certificates of Occupany

- Amusement (New)
- Residential
- MultiFamily
- Business
- Replacement*

*includes: Amusement Renewals, Business Replacement

LARGE PERMITS

	<u>Description</u>	<u>Valuation</u>	<u>Permit Type/ Number</u>	<u>Units</u>	<u>BLDGS</u>
PRJ	LCC Health Sciene Center South	\$ 23,600,000.00	326 - School & Other Education		
ADD	5552 S US Highway 83		16-13572		
OW	Laredo Community College		2/21/2017		
PRJ	Commercial Shell	\$ 3,000,000.00	330 - Commercial Shell		
ADD	12013 General Milton Dr		17-249		
OW			2/9/2017		
PRJ	Fire Station #3	\$ 2,763,000.00	324 - Office, Banks, & Professional		
ADD	616 E Del Mar Blvd		17-292		
OW	City of Laredo		2/17/2017		
PRJ	Trinity Medical Clinic	\$ 2,000,000.00	324 - Office, Banks, & Professional		
ADD	1110 Marshall St		16-15199		
OW			2/14/2017		
PRJ	New Warehouse	\$ 2,000,000.00	320 - Industrial Warehouse		
ADD	11010 Delta Dr		17-20		
OW			2/16/2017		

INSPECTIONS

		February	Year to Date		
100	FOUNDATION	132	234		
101	FRAMING	141	312		
102	CERTIFICATE OF OCCUPANCY		0		
104	BUILDING FINAL	171	352		
105	FOOTING		0		
106	INVESTIGATION INSPECTION	20	29		
107	POOL REINFORCING INSPECTION	3	3		
108	POOL FENCE		0		
109	ROOF IN PROGRESS		0		
110	ROOF FINAL		0		
111	MH-TIE DOWN		0		
112	MH- SKIRTING		0		
113	MH-DECK		0		
114	INSULATION	92	190	Building	559
200	T-POLE	6	14		
201	EL RES. ROUGH-IN	105	184		
202	EL H-FRAME	79	161		
203	EL COMM WALL ROUGH-IN	21	55		
204	EL COMM CEILING ROUGH-IN	30	46		
205	EL COMM ROUGH-IN	22	43		
206	EL PROVISIONAL	9	17		
207	EL FINAL	206	391		
208	EL RECONNECT	10	19	Electrical	488
300	PL COVER	106	179		
301	PL COPPER	6	9		
302	PL ROUGH-IN	123	244		
303	PL CSI & FINAL	109	234		
304	PL CSI		0		
305	PL GAS ROUGH IN	9	10		
306	PL GAS FINAL	7	10	Plumbing	360
400	ML ROUGH -IN	164	327		
401	ML FINAL	153	289	Mechanical	317
500	SC DRIVEWAY & SIDEWALK	113	229		
501	SC STREET CUT	1	1	ROW	114
550	PZ FLOOD ELEVATION		0		
551	PZ-PLATTING		0		
600	FIRE INSPECTION	234	402		
601	FIRE RE-INSPECTION 2ND VISIT		0		
602	FIRE AFTER HR INSPECTION		0		
603	FIRE AIRPORT INSP		0		
604	FIRE ALARM PANEL REPLACEMENT		2		
605	FIRE CONTROL BURNING INSP		0		
606	FIRE BEER & WINE INSP	6	8		
607	FIRE CHURCH INSPECTION		0		
608	FIRE DAYCARE OR SIMILAR INSP	15	29		
609	FIRE DETENTION	1	2		
609B	FIRE CORRECTIONAL		0		
610	FIRE EXPLOSIVE TRANSPORT	7	11		
610B	FIRE RADIATION TRANSPORT		0		
611	FIRE FOOD BOOTH INSP	21	21		
612	FIRE DRILLS COMMERCIAL INSP		0		
613	FIRE FUEL LN PRESSURE TEST INS		0		
614	FIRE ALARM MODIFICATION INSP		0		

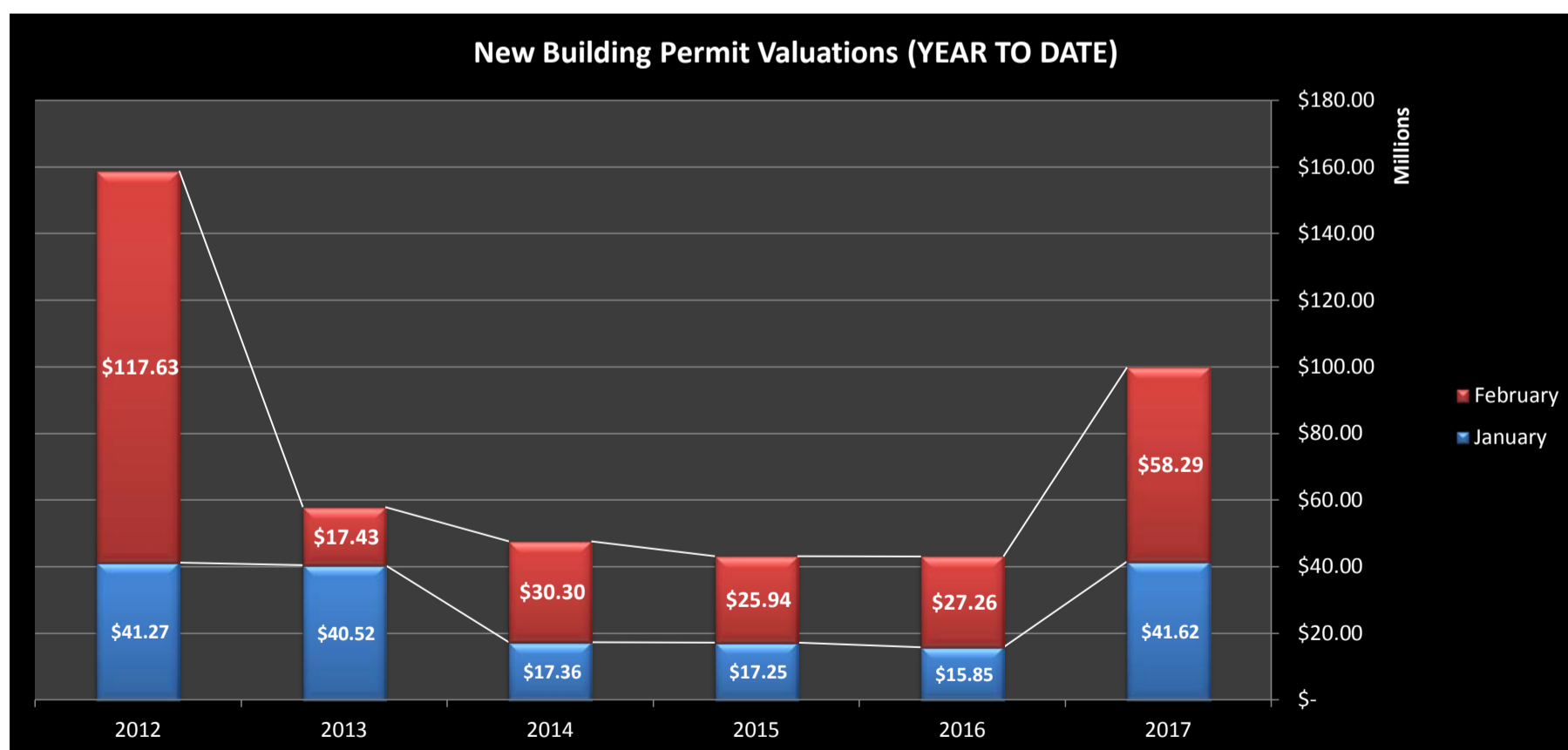
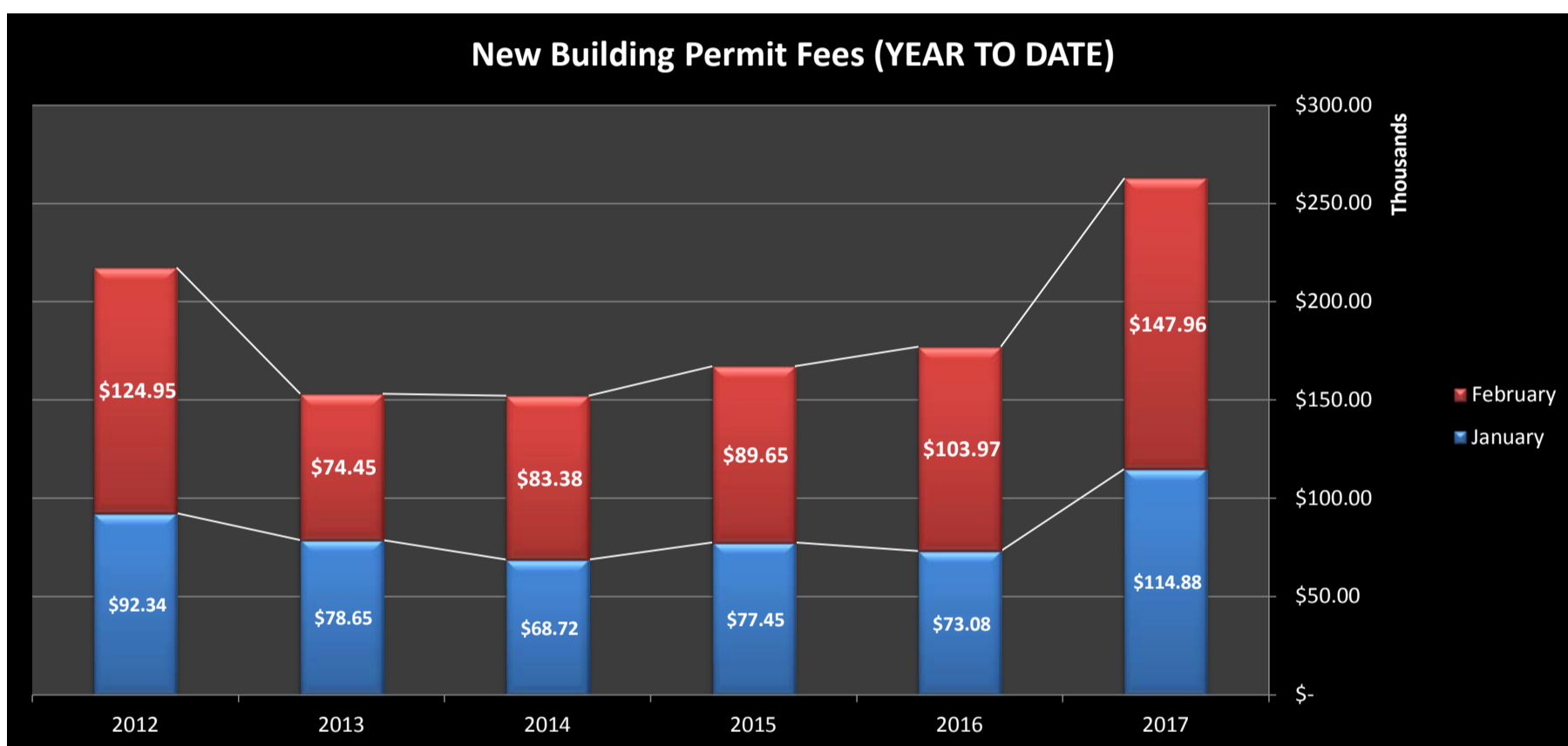
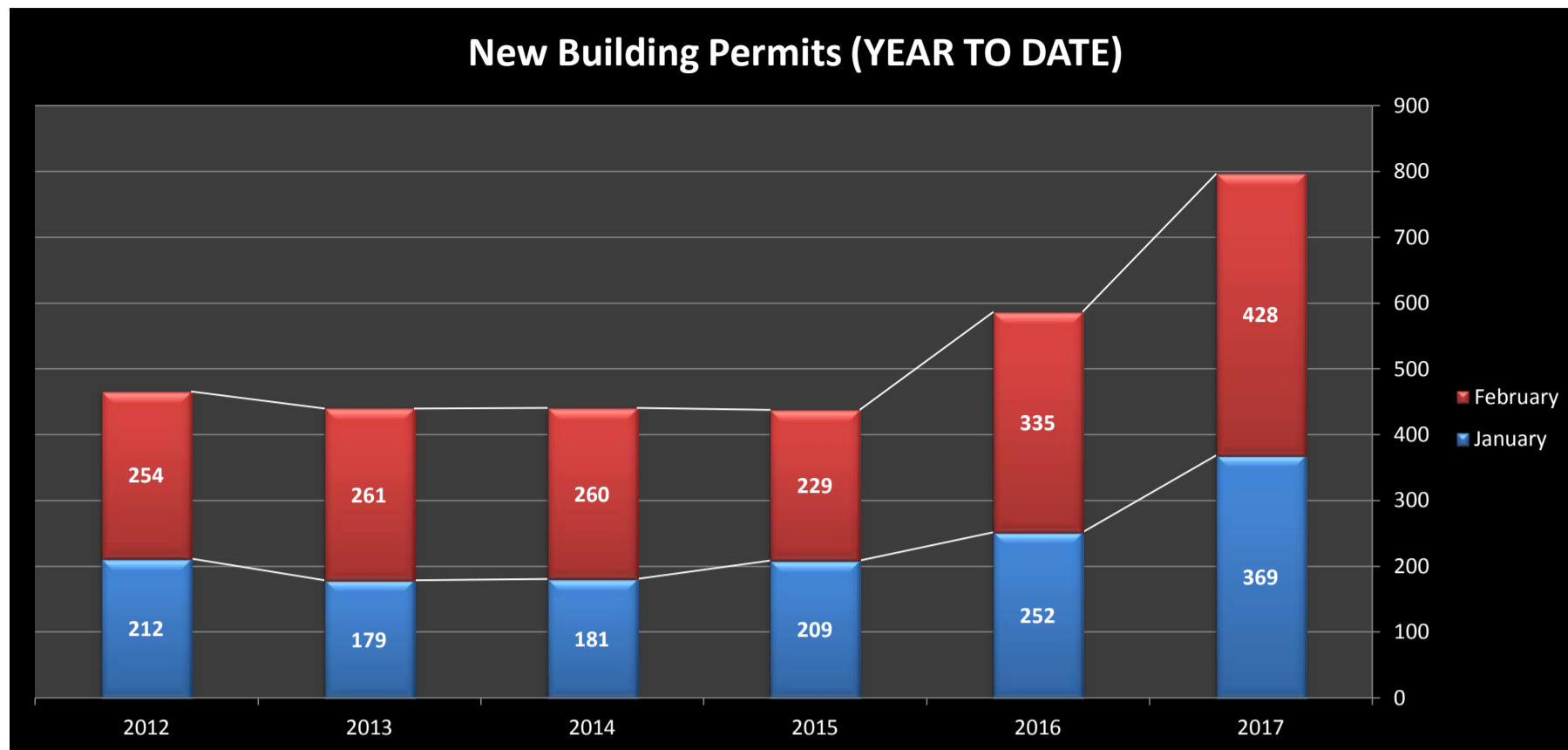
City of Laredo
Building Development Services Department
Monthly Report for February 2017

615	FIRE FUEL PUMP FIRE INSP		0		
616	FIRE ALARM CONN TO SPRINKLER		2		
617	FIRE WORKS DISPLAY OUTDOORS		0		
618	FIRE HOTEL INSP		2		
618B	FIRE MOTEL INSP	1	1		
619	FIRE HOSPITAL OR SIMILAR INSP		0		
620	FIRE SPRINKLER HYDRSTATIC TEST	17	49		
621	FIRE LPG TANK INSP		0		
622	FIRE MOBILE REFUEL INSP		0		
623	FIRE MONITORING GAS WELL INSP		0		
624	FIRE ALARM NEW INSTALL INSP	8	22		
625	FIRE NURSING HOME OR SIMILAR I	2	3		
627	FIRE PARADE FLOAT INSP		0		
628	FIRE PYROTECHNICS INDOOR		0		
629	FIRE PHYSICAL THERAPY		0		
629B	FIRE REHAB		1		
629C	FIRE CLINIC	1	1		
630	FIRE SPRINKLER MOD INSP		2		
631	FIRE SPRAY PAINT BOOTH INSP		0		
632	FIRE STORAGE TANK UNDER GRND		0		
632B	FIRE STORAGE TANK ABOVE GRND		0		
633	FIRE TENT PERMIT INSP	2	3		
634	FIRE USED CLOTHING INSP		0		
635	FIRE LINE UNDERGROUND HYDRO	4	9		
636	FIRE UNDR GRD TANK REMOVAL		0		
637	FIRE WAREHOUSE INSP		4		
638	FIRE FOSTER HOME INSPECTIONS	5	14		
639	FIRE HAUNTED HOUSE INSPECTION		0		
660	FIRE AUTOMATIC VENT HOOD SYS	6	16		
661	FIRE VISUAL UNDERGROUND 1	11	31		
662	FIRE VISUAL UNDERGROUND 2		0		
663	FIRE VISUAL SPKL OVERHEAD 1	23	49		
664	FIRE VISUAL SPKL OVERHEAD 2		0		
665	FIRE VISUAL SPKL OVERHEAD 3		0		
666	FIRE VISUAL FIRE ALARM 1	2	6		
667	FIRE VISUAL FIRE ALARM 2		0		
668	FIRE VISUAL FIRE ALARM 3		0		
669	FIRE AMUSEMENT CENTER	7	17		
670	FIRE CAREER DAY/DEMO		2		
671	FIRE YELLOW TAG INSPECTION		1		
672	FIRE RED TAG INSPECTION	1	1		
799	IRRIGATION FINAL		0		
899	IRRIGATION ROW FINAL		0	Building Dept	1,838
FISH	FIRE SAFETY HOUSE		0	Fire Dept	374
	Totals	2212	4293		

Notes:

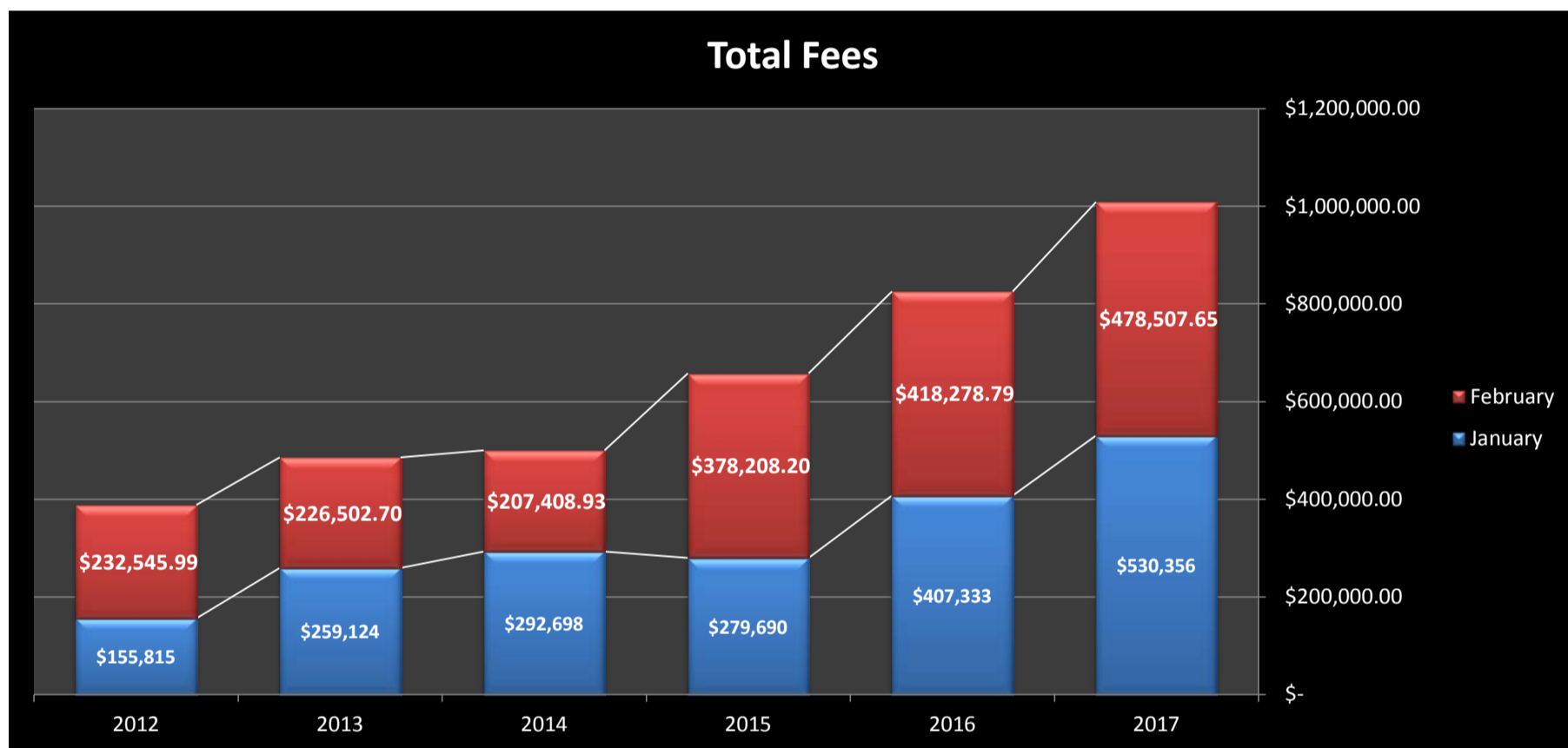
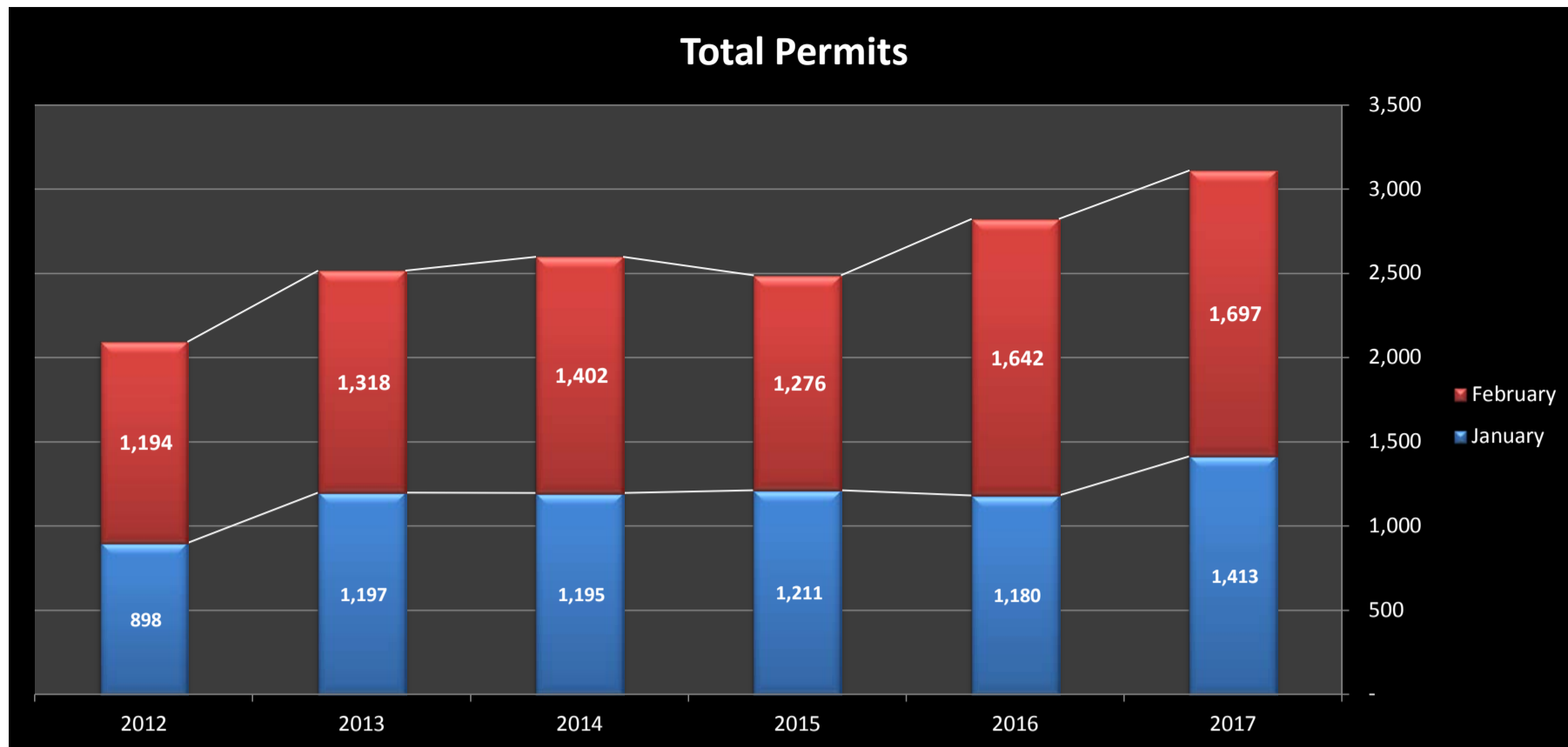
This report is prepared by the Building Development Services Department using monthly building reports. For any questions or comments, please contact Andres Castañeda - 956.794.1625 - acastaneda@ci.laredo.tx.us



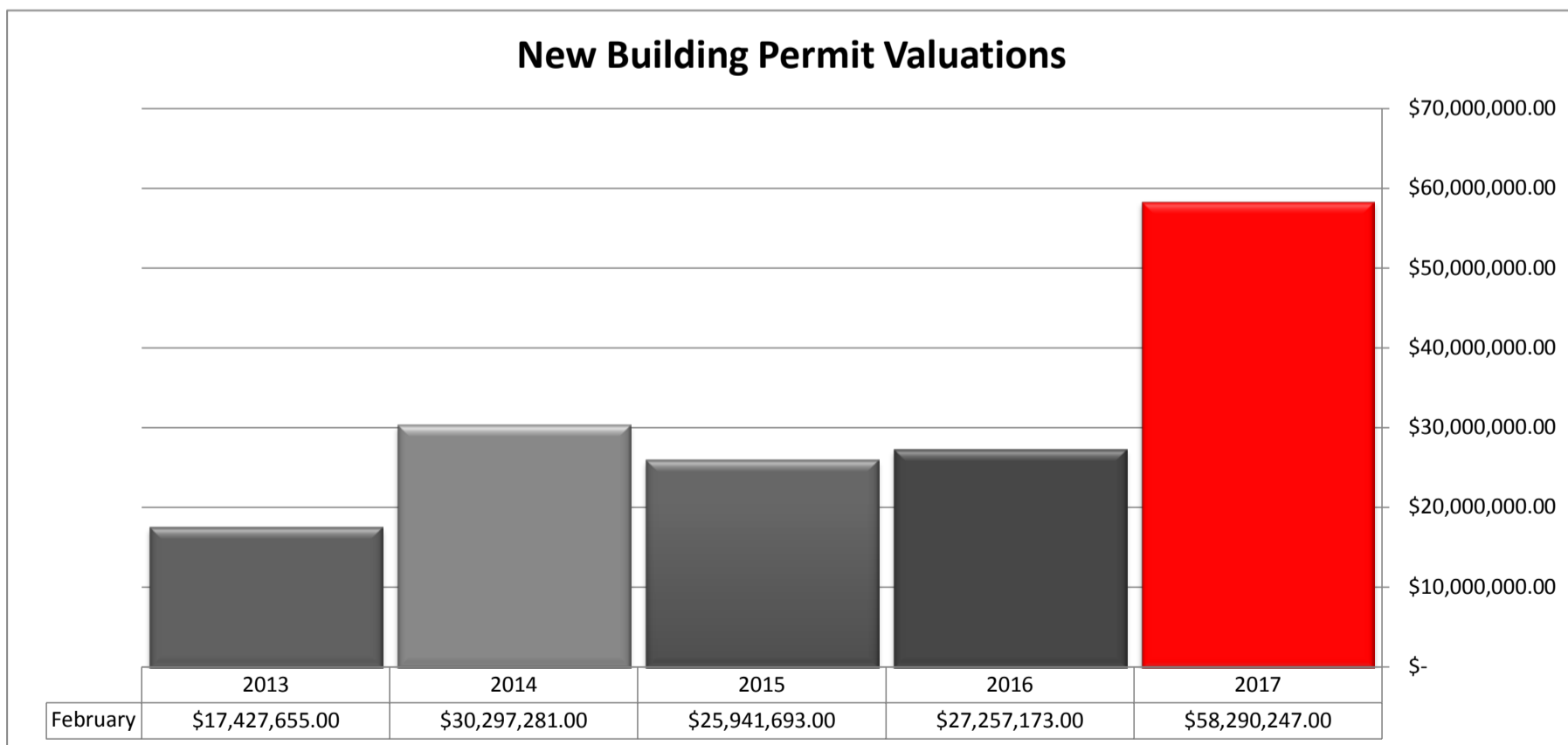
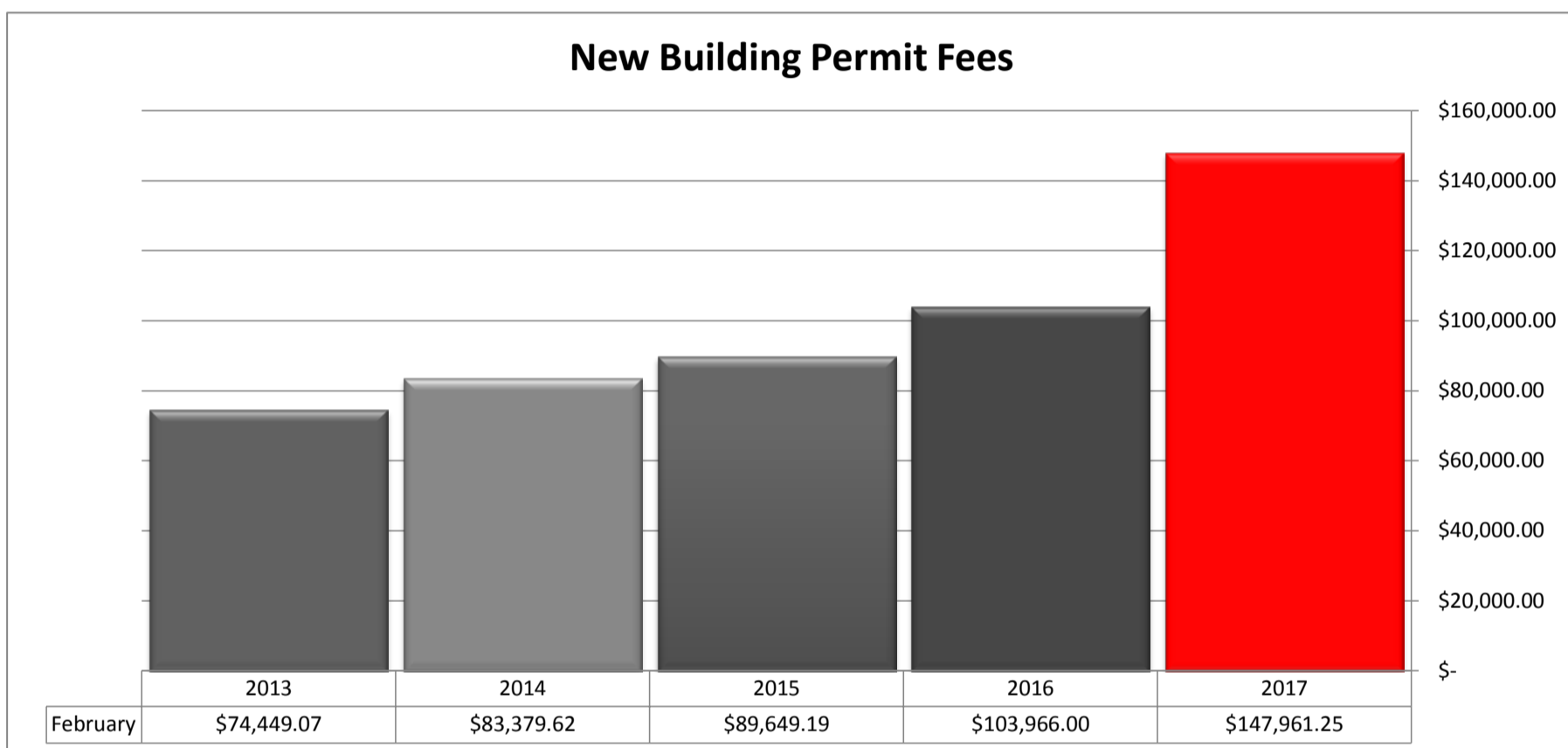
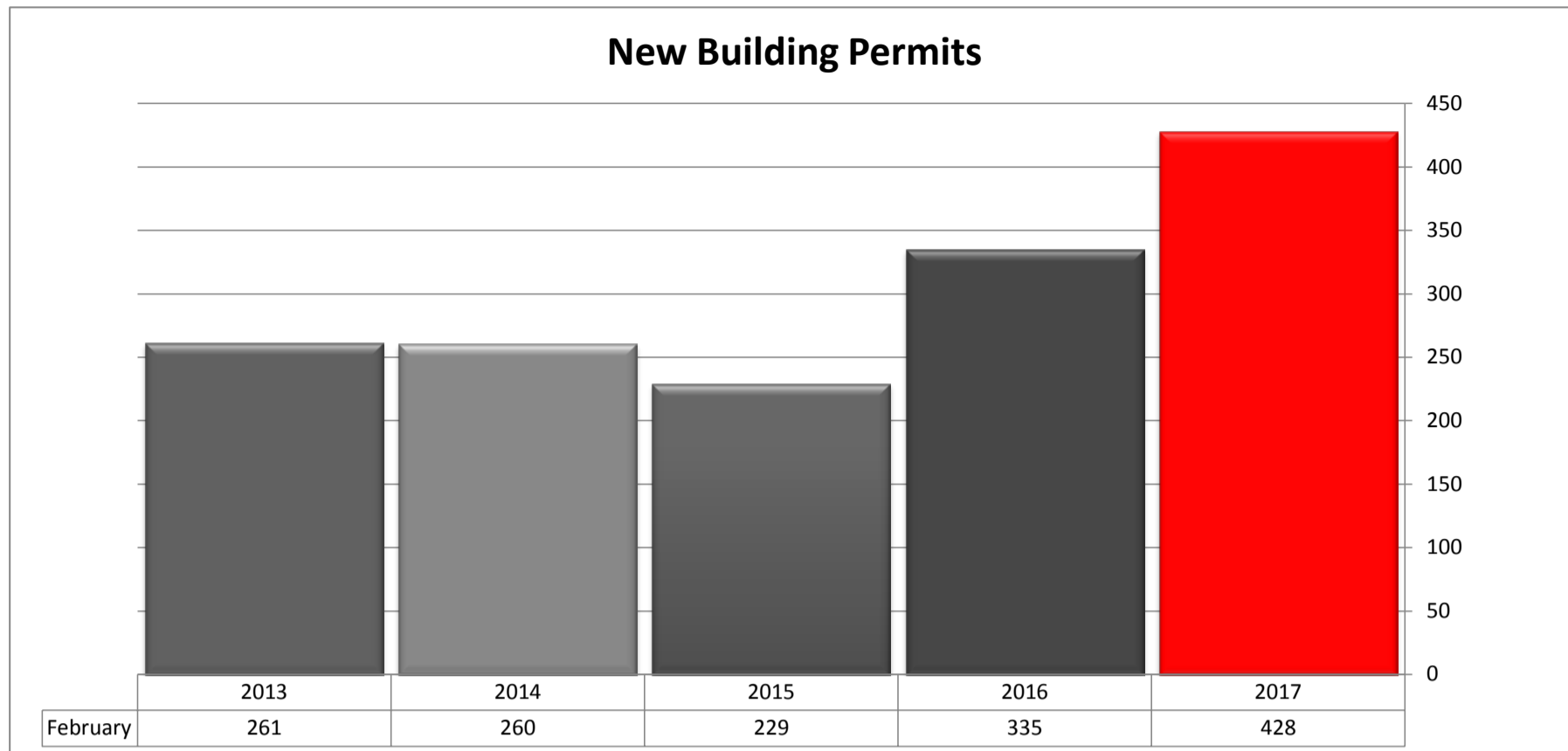


The permits listed here include all permits approved by the Building Development Services Department for NEW CONSTRUCTION. This includes new residential, commercial and addition or remodel construction.

City of Laredo
 Building Development Services Department
 Monthly Report for February 2017

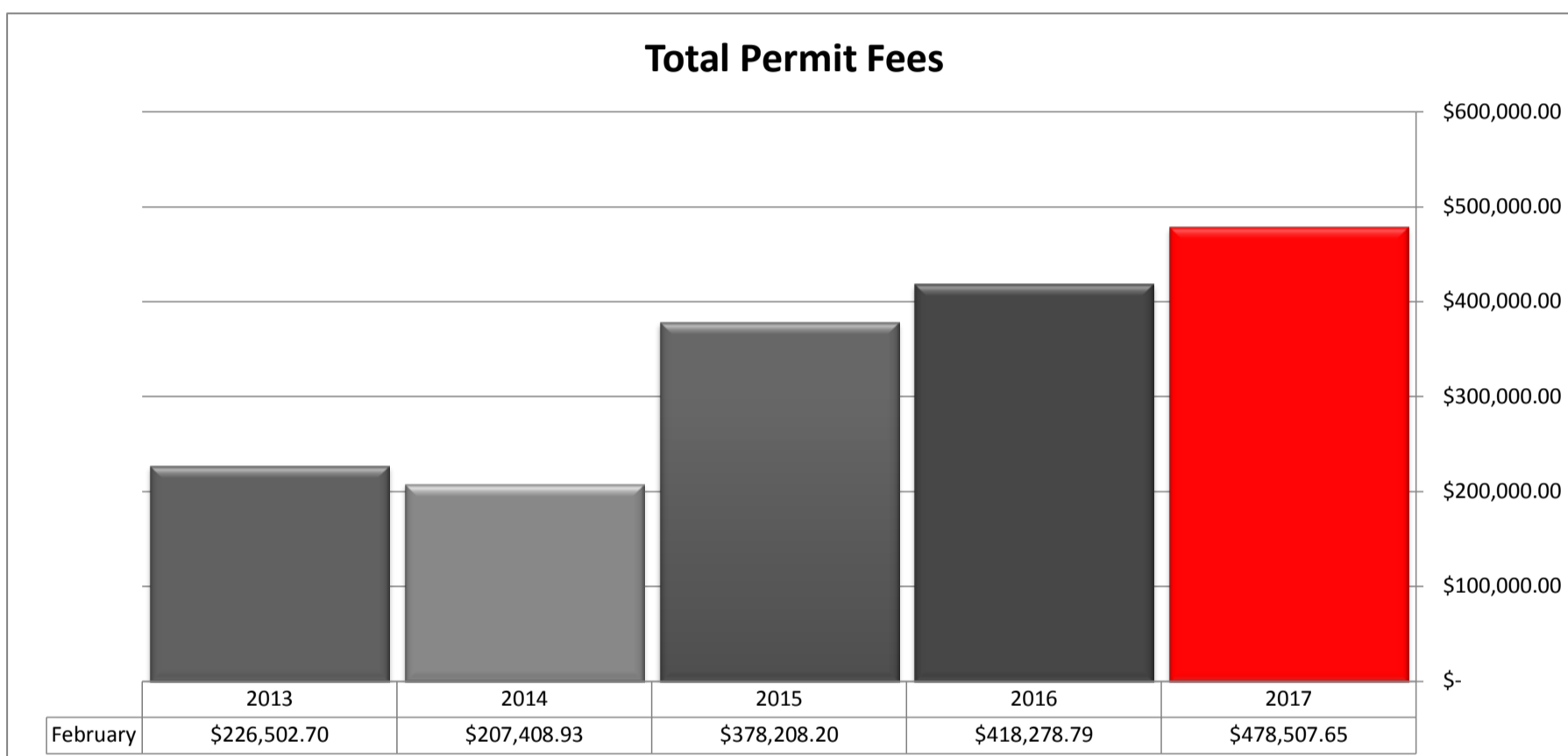
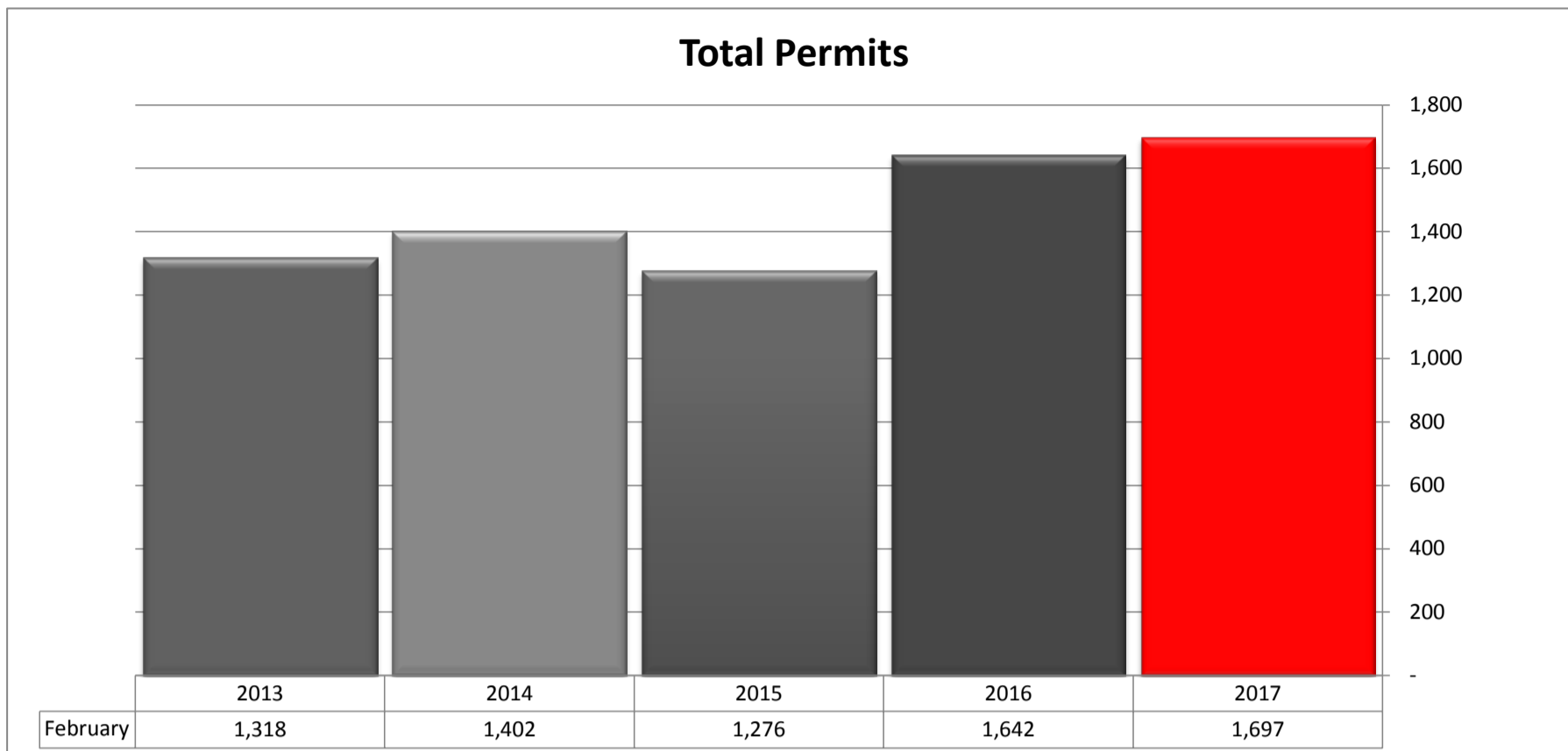


The permits listed here include all permits approved by the Building Development Services Department. Including all electrical, plumbing, mechanical, right of way, and various other types of permits.



The permits listed here include all permits approved by the Building Development Services Department for NEW CONSTRUCTION. This includes new residential, commercial and addition or remodel construction.

City of Laredo
 Building Development Services Department
 Monthly Report for February 2017



The permits listed here include all permits approved by the Building Development Services Department. Including all electrical, plumbing, mechanical, right of way, and various other types of permits.

Building Development Services Inspections

