

Type	BUILDING PERMITS	Permits	Fee Collected	Valuation	Units	bldgs
HOUSEKEEPING BUILDING						
101	*Single Family Detached	102	\$ 65,319.84	\$ 14,156,296	102	
102	*Single Family Attached					
103	*2 Family Building	1		\$ 36,000	1	
104	*3 and 4 Family Buildings					
105	*5 or More Family Buildings	1	\$ 342.00	\$ 55,948	5	1
107	*Mobile Home Installation	3	\$ 150.00		3	
106	*Mobile Home REINSTALLATION	16	\$ 797.00			
	Subtotal	123	\$ 66,608.84	\$ 14,248,244.00	111	
NEW RESIDENTIAL NON-HOUSEKEEPING BLDG						
213	*Hotels, Motels & Tourist Cabins					
NEW NON-RESIDENTIAL BUILDING						
318	*Amusement, Social & Recreational					
319	*Church & Other Religious	1	\$ 1,275.00	\$ 345,000		
320	*Industrial/Warehouse					
321	*Prkg/Paving (Bldg & Open Decked)					
322	*Service Stations & Repair Garages					
323	*Hospitals & Institutional	1	\$ 8,775.00	\$ 8,700,000		
324	*Office, Banks & Professional	12	\$ 7,465.50	\$ 1,888,514		
325	*Public Works & Utilities					
326	*Schools & Other Educational	1	\$ 2,365.50	\$ 917,000		
327	*Stores & Customer Services	9	\$ 11,511.00	\$ 3,749,600		
330	*Commercial-Shell Only					
331	*Restaurant	2	\$ 225.00	\$ 32,000		
	Subtotal	26	\$ 31,617.00	\$ 15,632,114.00		
ADDITIONS, ALTERNATIONS & CONVERSION						
434	*Residential Porch, Carport, & Additions	72	\$ 10,268.00	\$ 1,403,135		
435	*Block Fence, Remodel, Reroof	310	\$ 13,611.00	\$ 1,364,197		
437	*Non Residential & Non Housekeeping	8	\$ 1,998.50	\$ 352,000		
438	*Adds of Resid. Storage, & Palapa	26	\$ 983.50	\$ 66,517		
439	*Swimming Pools Res. & Commercial	10	\$ 903.00	\$ 120,500		
440	*Remodeling Residential	20	\$ 2,388.50	\$ 484,847		
	Subtotal	446	\$ 30,152.50	\$ 3,791,196		
BUILDING PERMITS						
	March 2017	595	\$ 128,378.34	\$ 33,671,554.00		
	March 2016	473	\$ 118,707.87	\$ 28,928,157.00		
	Increase or Decrease	122	\$ 9,670.47	\$ 4,743,397		
	Jan. 1, 2017 to Mar. 31, 2017	1392	\$ 391,217.07	\$ 133,577,649.00		
	Jan. 1, 2016 to Mar. 31, 2016	1060	\$ 295,754.92	\$ 72,039,550.00		
	Increase of Decrease	332	\$ 95,462.15	\$ 61,538,099.00		

CONCRETE DRIVEWAY & STREET CUTS

500	*Driveway & Sidewalks/Residential	75	\$	3,950.00
501	*Driveway & Sidewalks/Commercial	7	\$	1,650.00
502	*Irrigation Residential	4	\$	200.00
503	*Irrigation Commercial	1	\$	250.00
511	*Street Cuts & Excavation R.O.W.	16	\$	9,650.00
504	*Wastewater in R.O.W.	18		
505	*Water distribution in R.O.W.	40		
506	*AEP in R.O.W.	32		
507	*AT&T in R.O.W.	9		
508	*Time Warner in R.O.W.	2		
510	*Reliant Energy / Centerpoint			
512	*Utilities in R.O.W.			
	Subtotal	204	\$	15,700.00

DEMOLITIONS AND RAZING OF BUILDINGS

645	*Single Family House (Atch/Detach)	22	\$	1,100.00
646	*2 Family Building			
647	*3 & 4 Family Buildings			
648	*5 or More Family Building			
649	*All Other Building and Structures	5	\$	200.00
	Subtotal	27	\$	1,300.00

ELECTRICAL PERMITS

700	*Temporary Poles	21	\$	1,240.00
701	*Residential Permits	121	\$	13,275.00
702	*Commercial Permits	82	\$	15,788.50
703	*Reconnection Permits	2	\$	50.00
704	*H-Frame			
705	*Meter Upgrade	3	\$	150.00
	Subtotal	229	\$	30,503.50

PLUMBING PERMITS

800	*Residential Plumbing	145	\$	19,312.00
801	*Commercial Plumbing	90	\$	9,596.00
802	*Natural Gas			
803	*Medical Gas			
804	*Irrigation Residential	29	\$	1,723.00
805	*Irrigation Commercial	3	\$	2,315.00
	Subtotal	267	\$	32,946.00

MECHANICAL PERMITS

900	*Residential Permits	74	\$	8,384.00
901	*Commercial Permits	16	\$	9,042.00
902	*Change Out Permits	6	\$	6,764.00
	Subtotal	96	\$	24,190.00

OTHERS PERMITS					
960	*Amusement Arcades Permits	13	\$	196,762.50	MACHINES 358
	*Parking Lots	3	\$	919.50	
328	*Signs	36	\$	3,302.59	
329	*Portable Buildings	7	\$	425.75	
332	*Towers	2	\$	213.00	\$ 30,500
980	*Vendors Permits	4	\$	715.00	
	*CO Inspections				
915	*New Business Permits	61	\$	3,050.00	
985	Garage Sale Permits	376	\$	5,640.00	

Subtotal **502** **\$ 211,028.34**

Total Permits and Fees **1,920** **\$ 444,046.18** 94 \$51,922.24

2016 March Total Permits and Fees 1,826 \$ 392,123.94

Certificates of Occupany

Amusement (New)

Residential

MultiFamily

Business

Replacement*

*includes: Amusement Renewals, Business Replacement

LARGE PERMITS

	<u>Description</u>	<u>Valuation</u>	<u>Permit Type/ Number</u>	<u>Units</u>	<u>Bldgs</u>
PRJ	ICU ADDITION & EMERGENCY DEP RENOVATION	\$ 8,700,000.00	323 - HOSPITAL & INSTITUTIONAL		
ADD	10700 MCPHERSON RD		17-2224		
OW	LAREDO REGIONAL MEDICAL CENTER		03/14/2017		
PRJ		\$ 1,400,000.00	327 - STORES & CUSTOMER SERVICE		
ADD	518 CROSSROADS ST		16-13921		
OW	A & H TEXAS INVESTMENT		3/21/2017		
PRJ	ROSS	\$ 1,004,600.00	327 STORES & CUSTOMER SERVICE		
ADD	5511 BOB BULLOCK LOOP		16-12118		
OW			3/1/2017		
PRJ	MARY HELP OF CHRISTIANS	\$ 917,000.00	326 - SCHOOLS & OTHER EDUCATIONAL		
ADD	10 E DEL MAR BLVD		17-1355		
OW	INSTITUTE OF THE DAUGHTERS OF ...		03/14/2017		
PRJ	DD'S STORE	\$ 700,000.00	327 - STORES & CUSTOMER SERVICE		
ADD	5511 BOB BULLOCK LOOP		16-12120		
OW			03/01/2017		

INSPECTIONS

	March	Year to Date		
100	FOUNDATION	168	402	
101	FRAMING	145	457	
102	CERTIFICATE OF OCCUPANCY		0	
104	BUILDING FINAL	227	579	
105	FOOTING		0	
106	INVESTIGATION INSPECTION	20	49	
107	POOL REINFORCING INSPECTION	5	8	
108	POOL FENCE		0	
109	ROOF IN PROGRESS		0	
110	ROOF FINAL		0	
111	MH-TIE DOWN		0	
112	MH- SKIRTING		0	
113	MH-DECK		0	
114	INSULATION	94	284	Building 659
200	T-POLE	23	37	
201	EL RES. ROUGH-IN	82	266	
202	EL H-FRAME	84	245	
203	EL COMM WALL ROUGH-IN	19	74	
204	EL COMM CEILING ROUGH-IN	34	80	
205	EL COMM ROUGH-IN	27	70	
206	EL PROVISIONAL	16	33	
207	EL FINAL	247	638	
208	EL RECONNECT	6	25	Electrical 538
300	PL COVER	121	300	
301	PL COPPER	4	13	
302	PL ROUGH-IN	105	349	
303	PL CSI & FINAL	154	388	
304	PL CSI		0	
305	PL GAS ROUGH IN		10	
306	PL GAS FINAL	40	50	Plumbing 424
400	ML ROUGH -IN	150	477	
401	ML FINAL	205	494	Mechanical 355
500	SC DRIVEWAY & SIDEWALK	105	334	
501	SC STREET CUT		1	ROW 105
550	PZ FLOOD ELEVATION		0	
551	PZ-PLATTING		0	
600	FIRE INSPECTION	349	751	
601	FIRE RE-INSPECTION 2ND VISIT		0	
602	FIRE AFTER HR INSPECTION		0	
603	FIRE AIRPORT INSP		0	
604	FIRE ALARM PANEL REPLACEMENT		2	
605	FIRE CONTROL BURNING INSP	1	1	
606	FIRE BEER & WINE INSP	9	17	
607	FIRE CHURCH INSPECTION		0	
608	FIRE DAYCARE OR SIMILAR INSP	8	37	
609	FIRE DETENTION		2	
609B	FIRE CORRECTIONAL		0	
610	FIRE EXPLOSIVE TRANSPORT	10	21	
610B	FIRE RADIATION TRANSPORT		0	
611	FIRE FOOD BOOTH INSP	1	22	
612	FIRE DRILLS COMMERCIAL INSP		0	
613	FIRE FUEL LN PRESSURE TEST INS		0	
614	FIRE ALARM MODIFICATION INSP	1	1	

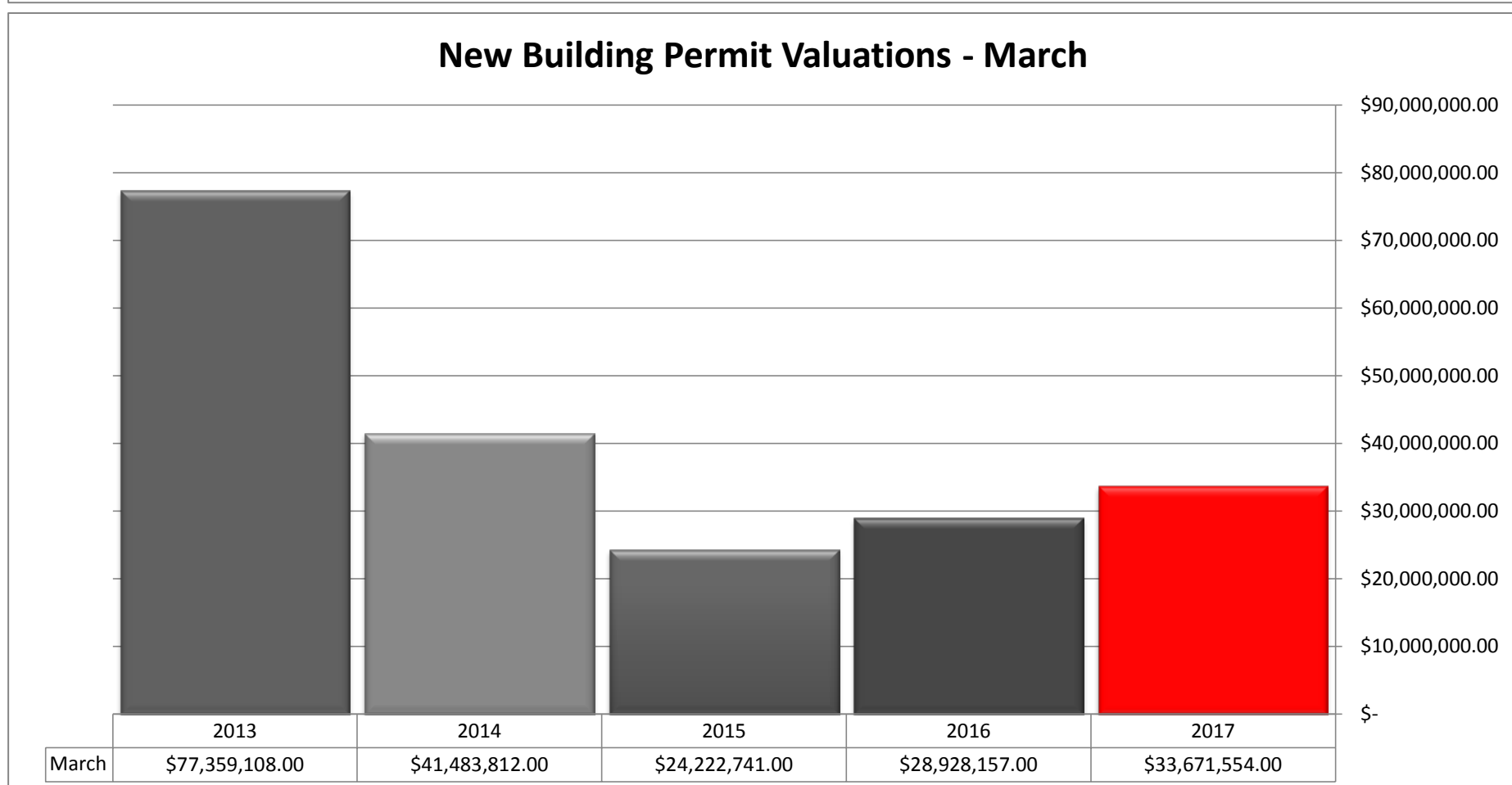
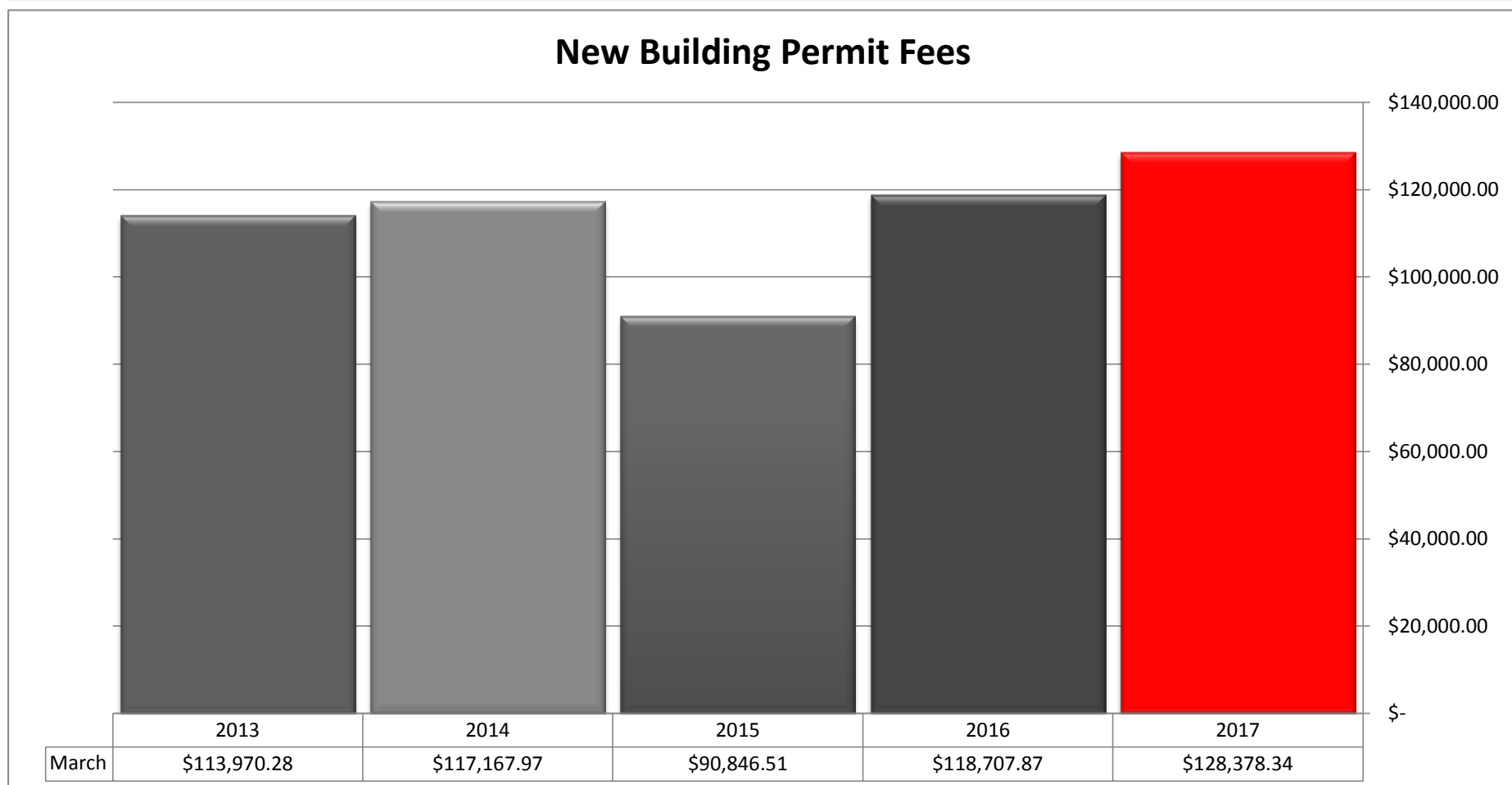
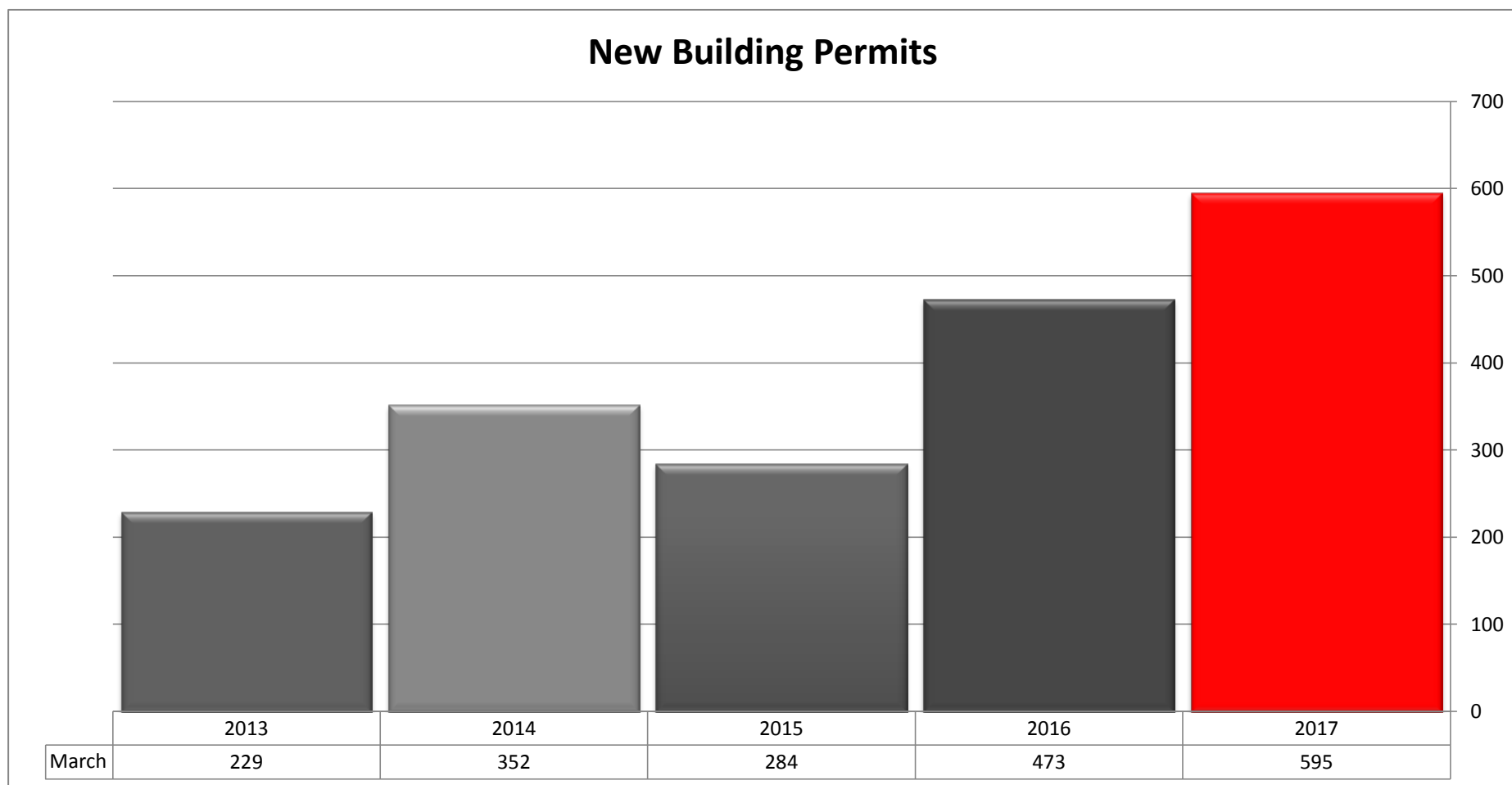
City of Laredo
 Building Development Services Department
 Monthly Report for March 2017

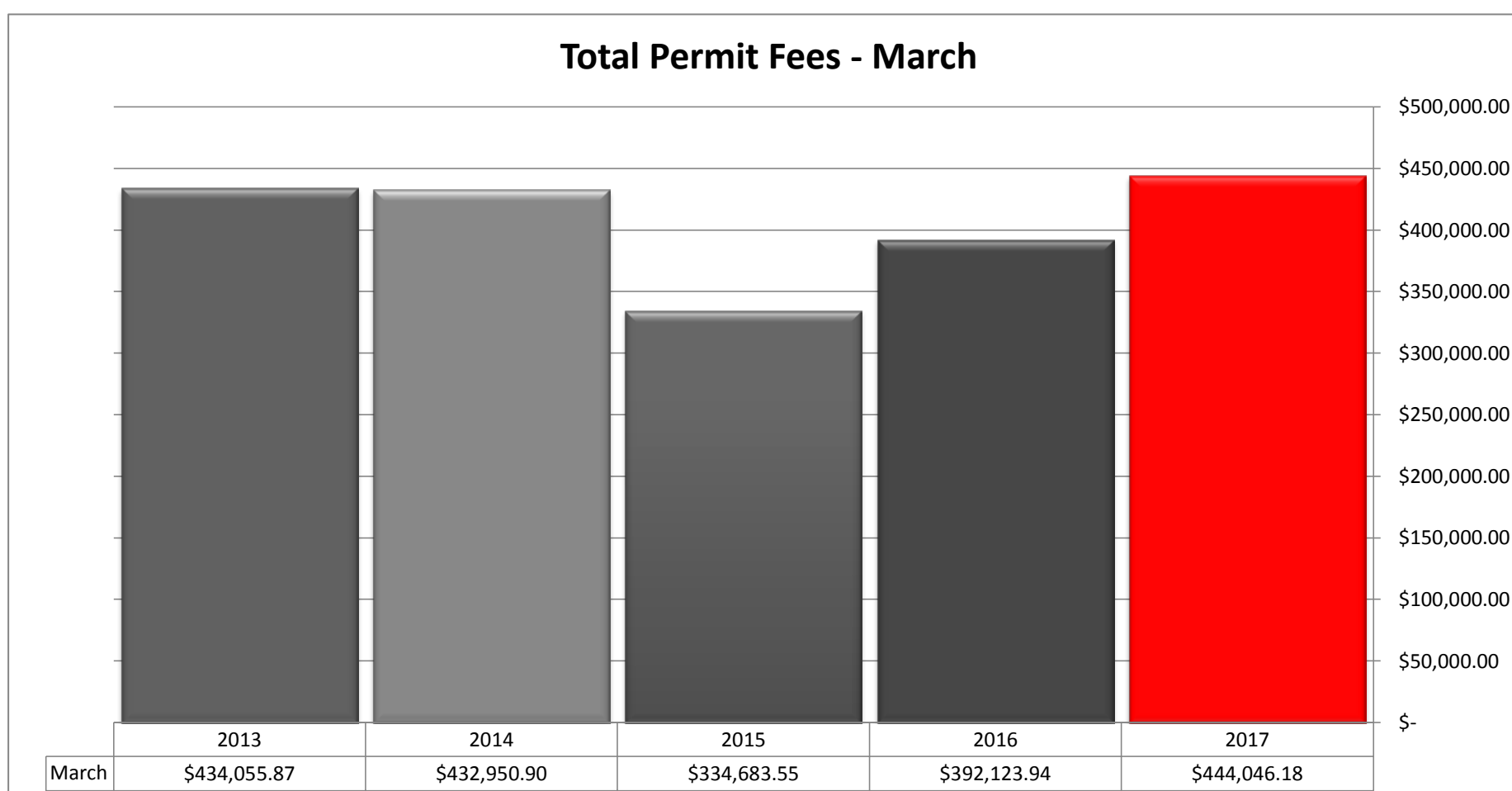
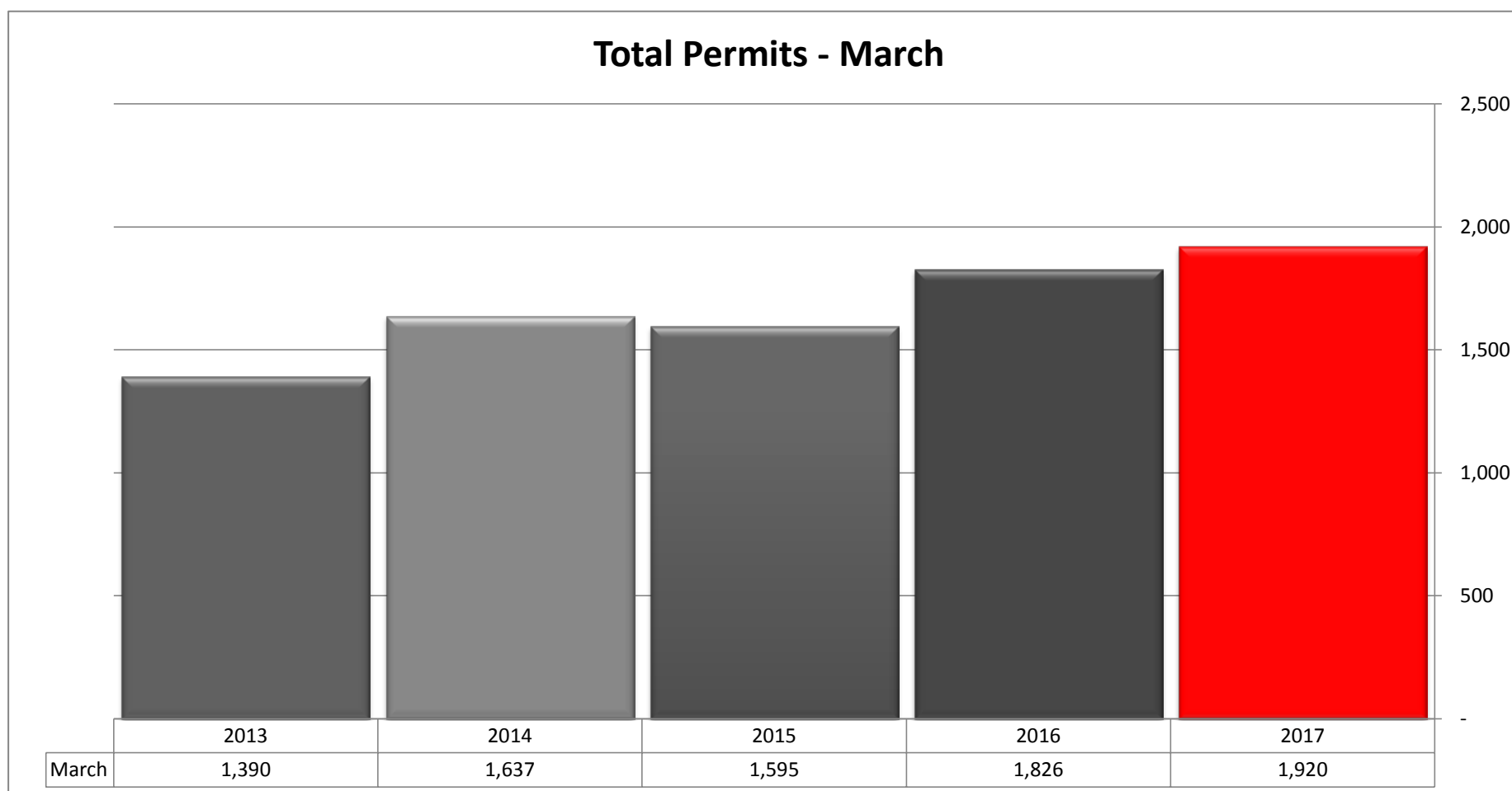
615	FIRE FUEL PUMP FIRE INSP	1	1		
616	FIRE ALARM CONN TO SPRINKLER		2		
617	FIRE WORKS DISPLAY OUTDOORS		0		
618	FIRE HOTEL INSP	2	4		
618B	FIRE MOTEL INSP	1	2		
619	FIRE HOSPITAL OR SIMILAR INSP	1	1		
620	FIRE SPRINKLER HYDRSTATIC TEST	38	87		
621	FIRE LPG TANK INSP		0		
622	FIRE MOBILE REFUEL INSP		0		
623	FIRE MONITORING GAS WELL INSP		0		
624	FIRE ALARM NEW INSTALL INSP	19	41		
625	FIRE NURSING HOME OR SIMILAR I		3		
627	FIRE PARADE FLOAT INSP		0		
628	FIRE PYROTECHNICS INDOOR		0		
629	FIRE PHYSICAL THERAPY	2	2		
629B	FIRE REHAB		1		
629C	FIRE CLINIC	3	4		
630	FIRE SPRINKLER MOD INSP		2		
631	FIRE SPRAY PAINT BOOTH INSP	1	1		
632	FIRE STORAGE TANK UNDER GRND	2	2		
632B	FIRE STORAGE TANK ABOVE GRND	1	1		
633	FIRE TENT PERMIT INSP	1	4		
634	FIRE USED CLOTHING INSP		0		
635	FIRE LINE UNDERGROUND HYDRO	14	23		
636	FIRE UNDR GRD TANK REMOVAL	2	2		
637	FIRE WAREHOUSE INSP	3	7		
638	FIRE FOSTER HOME INSPECTIONS	7	21		
639	FIRE HAUNTED HOUSE INSPECTION		0		
660	FIRE AUTOMATIC VENT HOOD SYS	17	33		
661	FIRE VISUAL UNDERGROUND 1		31		
662	FIRE VISUAL UNDERGROUND 2		0		
663	FIRE VISUAL SPKL OVERHEAD 1	73	122		
664	FIRE VISUAL SPKL OVERHEAD 2		0		
665	FIRE VISUAL SPKL OVERHEAD 3		0		
666	FIRE VISUAL FIRE ALARM 1	4	10		
667	FIRE VISUAL FIRE ALARM 2	1	1		
668	FIRE VISUAL FIRE ALARM 3		0		
669	FIRE AMUSEMENT CENTER	10	27		
670	FIRE CAREER DAY/DEMO	1	3		
671	FIRE YELLOW TAG INSPECTION		1		
672	FIRE RED TAG INSPECTION	3	4		
799	IRRIGATION FINAL		0		
899	IRRIGATION ROW FINAL		0	Building Dept	2,081
FISH	FIRE SAFETY HOUSE		0	Fire Dept	586
Totals		2667	6960		

Notes:

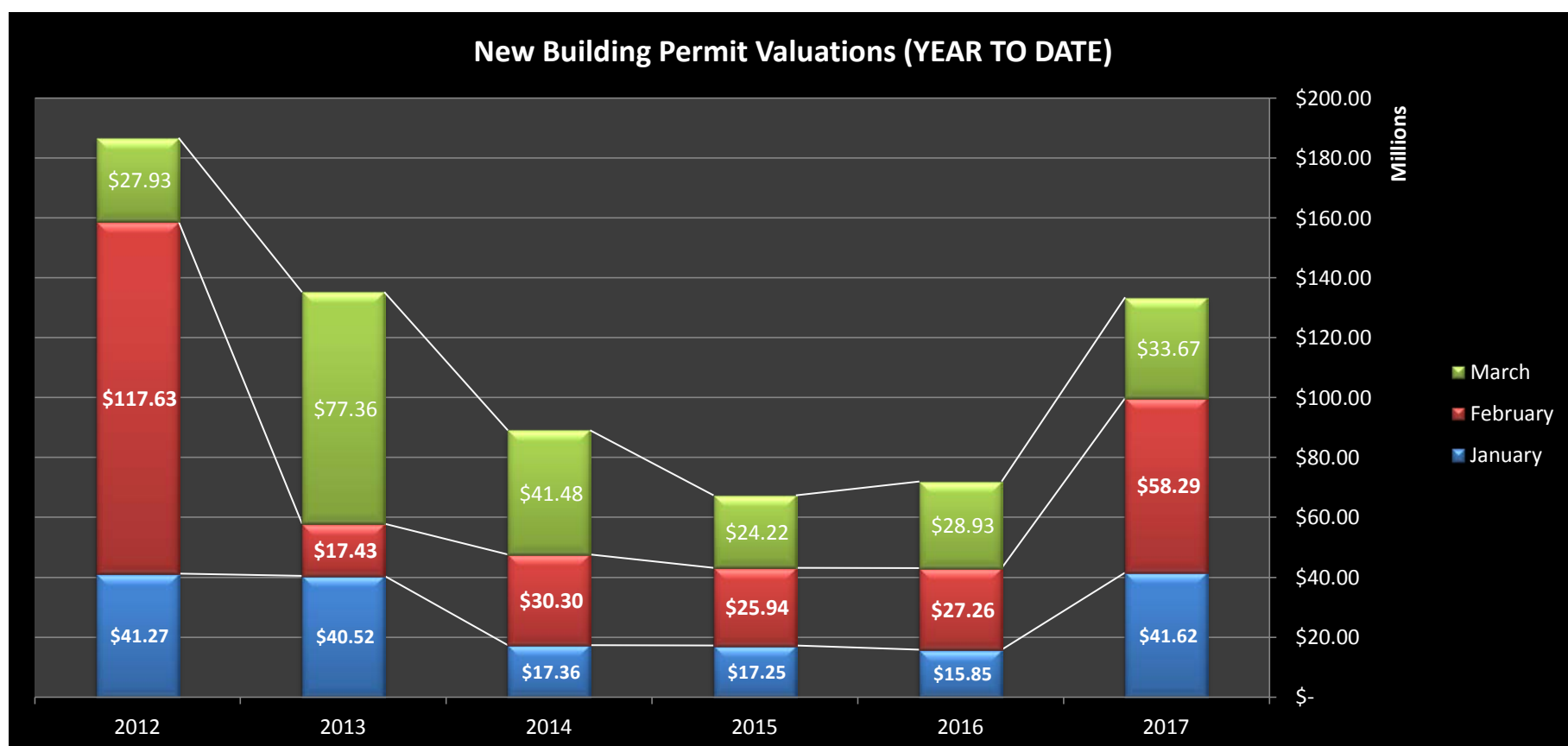
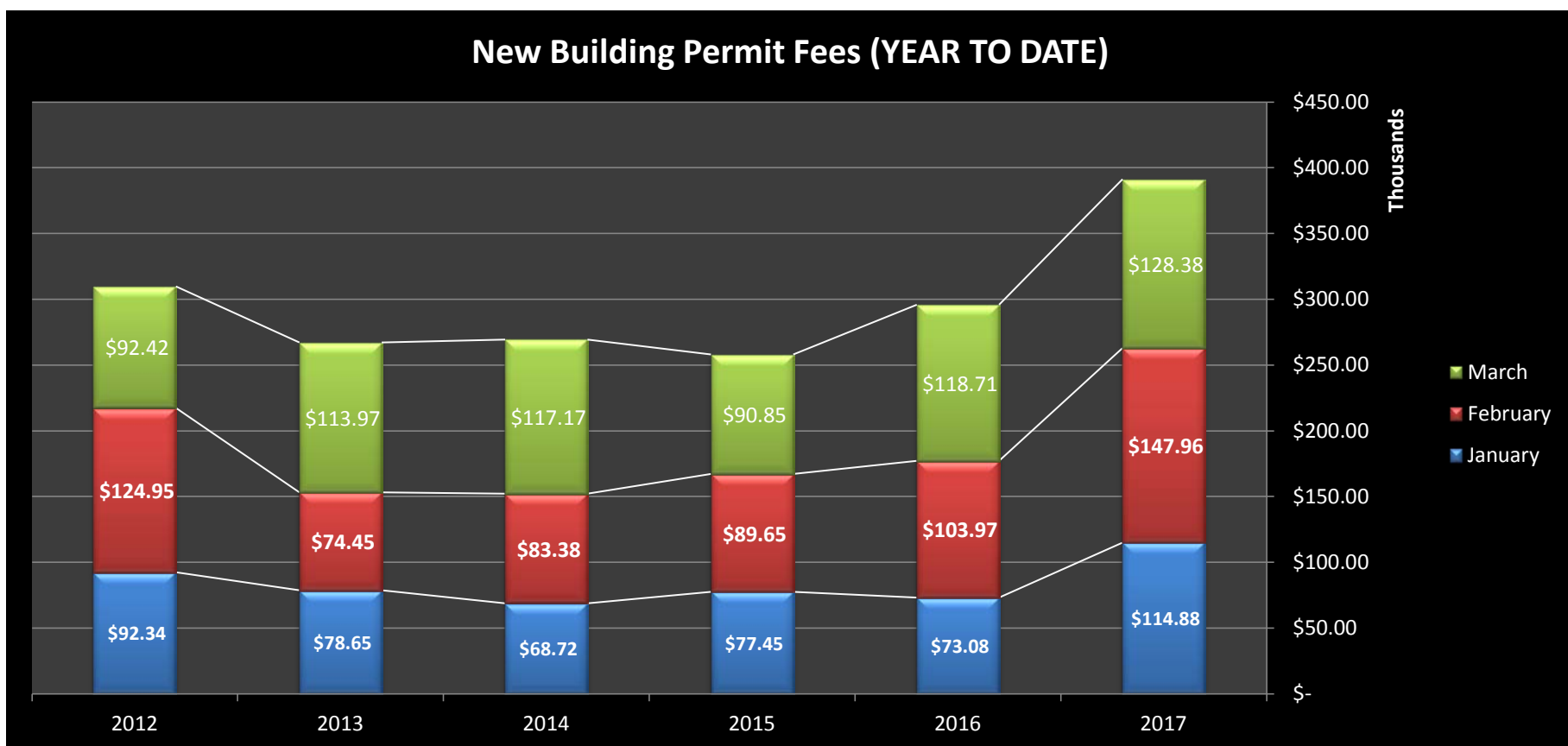
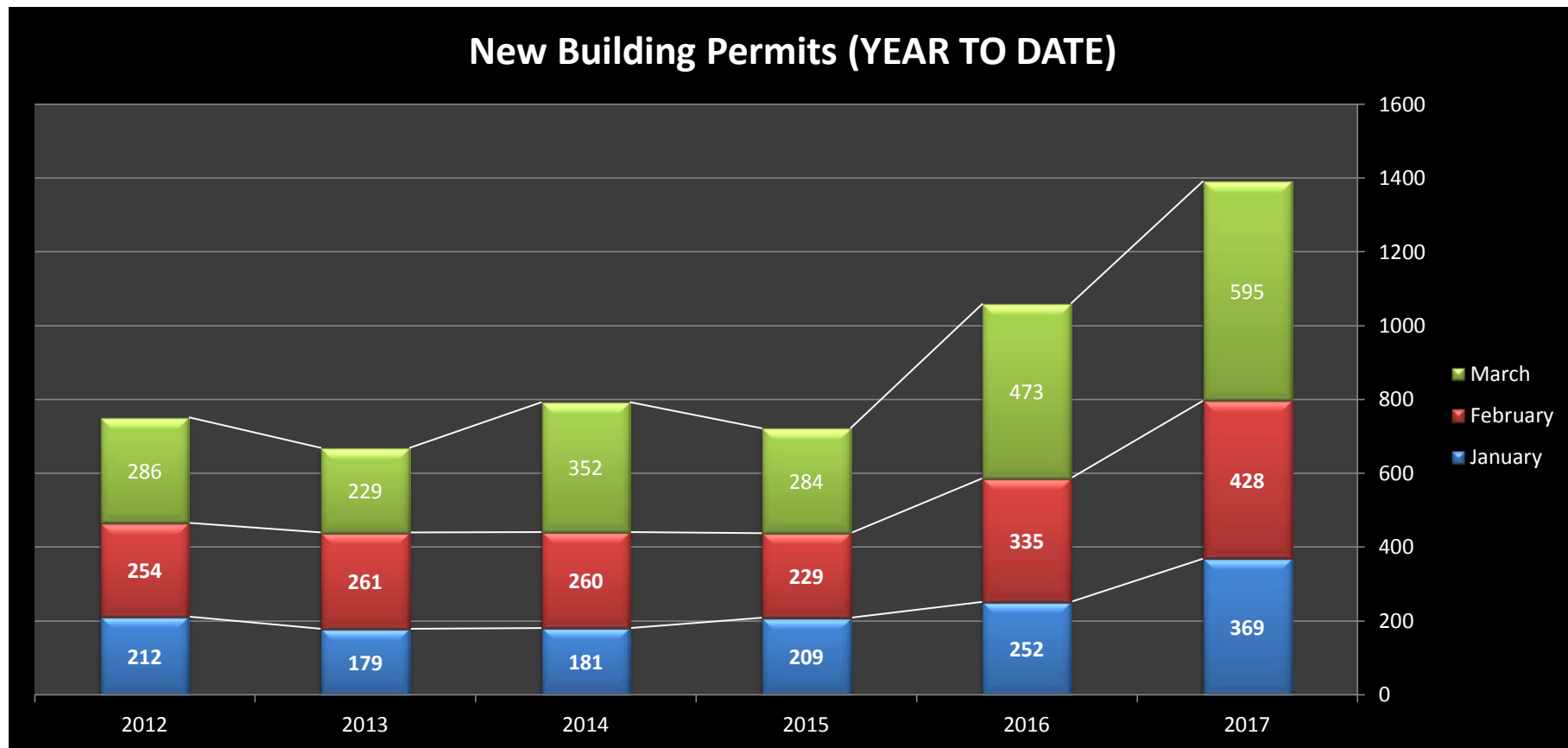
This report is prepared by the Building Development Services Department using monthly building reports. For any questions or comments, please contact Andres Castañeda - 956.794.1625 - acastaneda@ci.laredo.tx.us

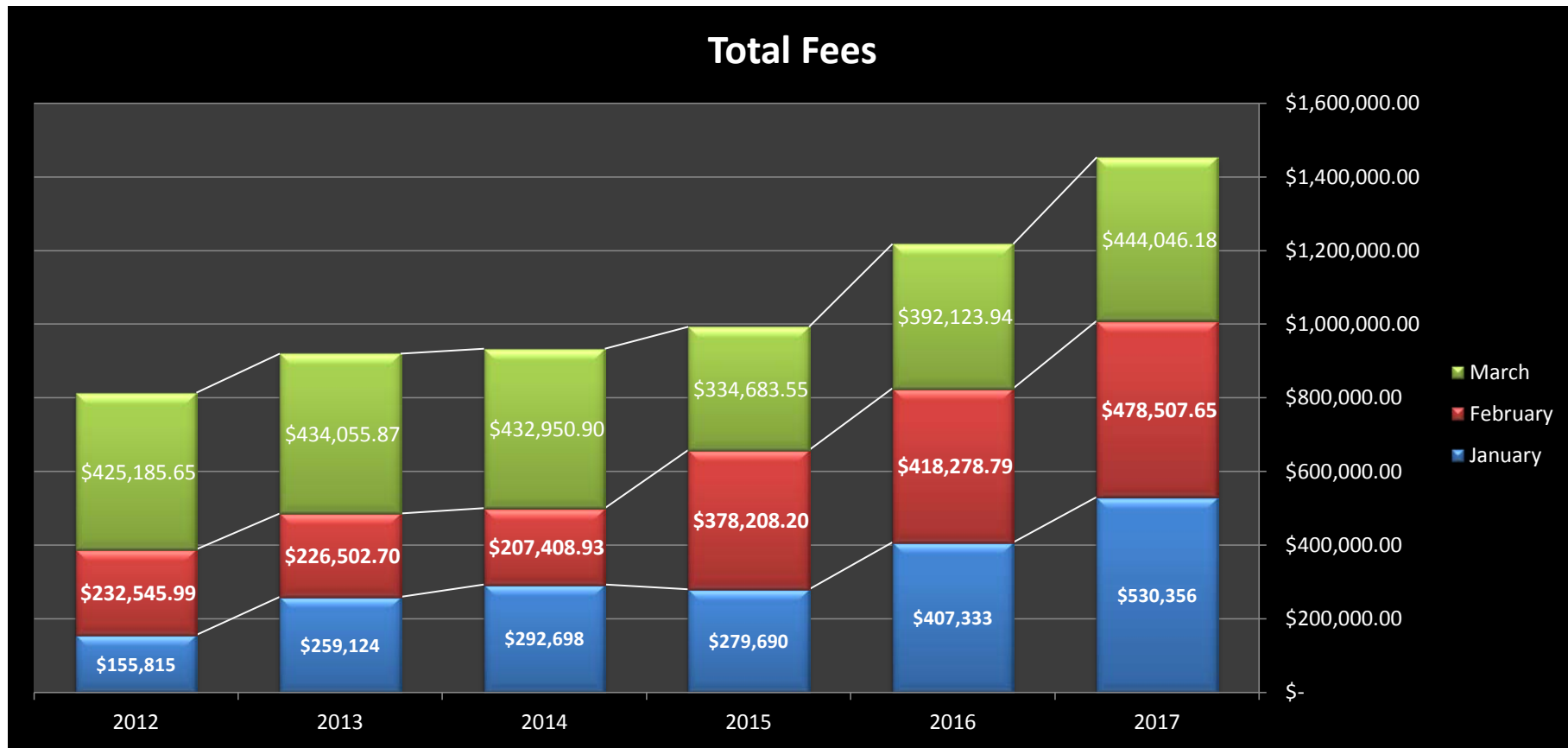
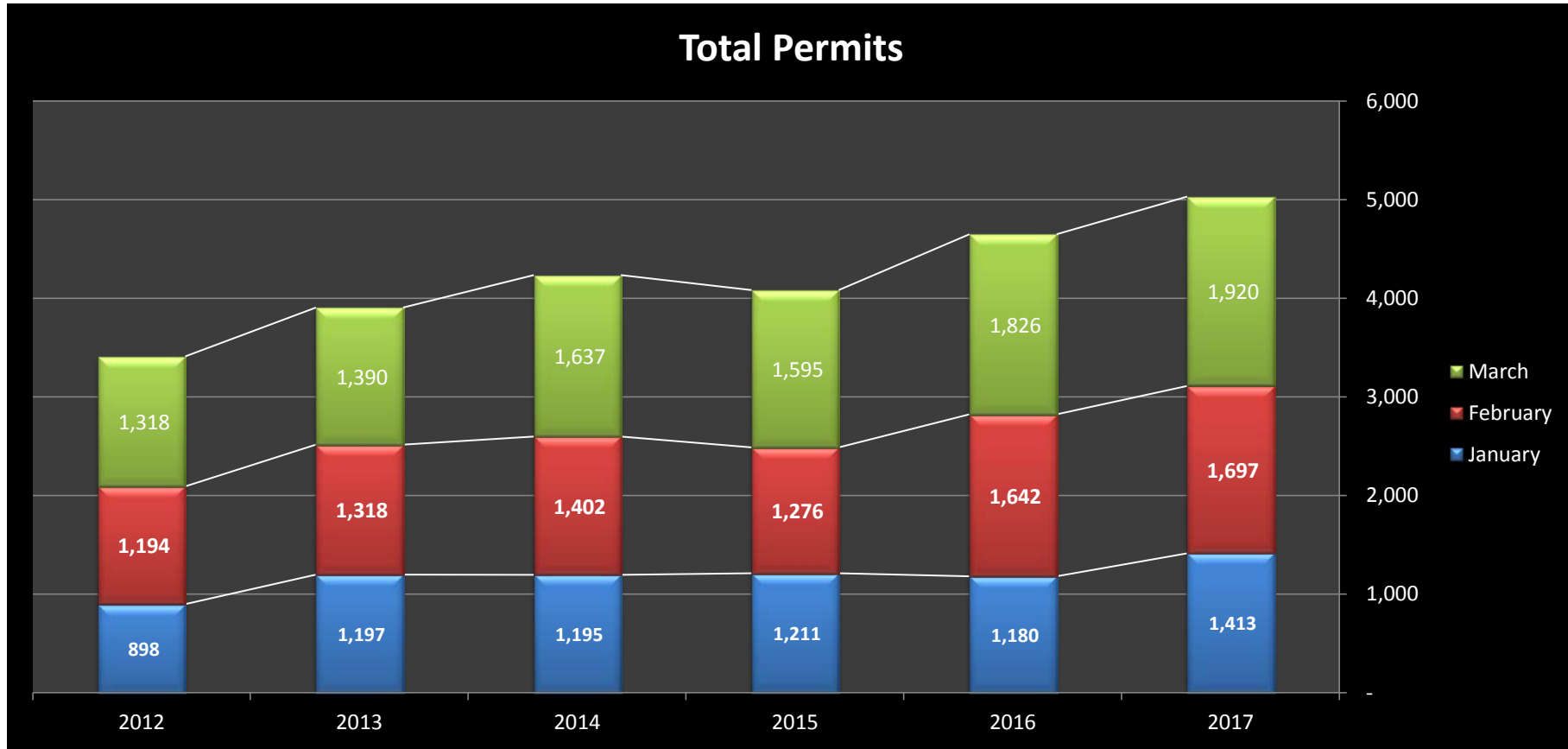






The permits listed here include all permits approved by the Building Development Services Department. Including all electrical, plumbing, mechanical, right of way, and various other types of permits.





The permits listed here include all permits approved by the Building Development Services Department. Including all electrical, plumbing, mechanical, right of way, and various other types of permits.

Building Development Services Inspections

