

City of Laredo
Building Development Services Department
Monthly Report for April 2017

Type	BUILDING PERMITS	Permits	Fee Collected	Valuation	Units	Bldgs
HOUSEKEEPING BUILDING						
101	*Single Family Detached	99	\$ 69,159.50	\$ 15,034,585.00	98	
102	*Single Family Attached	4	\$ 1,726.50	\$ 341,106.00	6	4
103	*2 Family Building	1	\$ 564.00	\$ 107,712.00	1	
104	*3 and 4 Family Buildings					
105	*5 or More Family Buildings	1	\$ 4,320.00	\$ 2,760,000.00		
107	*Mobile Home Installation	3	\$ 147.00		3	
106	*Mobile Home REINSTALLATION	9	\$ 450.00			
	Subtotal	117	\$ 76,367.00	\$ 18,243,403.00	108	
NEW RESIDENTIAL NON-HOUSEKEEPING BLDG						
213	*Hotels, Motels & Tourist Cabins	1	\$ 2,474.06	\$ 990,000.00		
NEW NON-RESIDENTIAL BUILDING						
318	*Amusement, Social & Recreational	1	\$ 75.00	\$ 15,090.00		
319	*Church & Other Religious					
320	*Industrial/Warehouse					
321	*Prkg/Paving (Bldg & Open Decked)					
322	*Gas Stations & Repair Garages	1	\$ 418.50	\$ 72,583.00		
323	*Hospitals & Institutional					
324	*Office, Banks & Professional	7	\$ 6,985.75	\$ 1,846,126.00		
325	*Public Works & Utilities	1	\$ 18,828.75	\$ 22,105,000.00		
326	*Schools & Other Educational					
327	*Stores & Customer Services	8	\$ 6,172.50	\$ 1,540,974.00		
330	*Commercial-Shell Only					
331	*Restaurant	3	\$ 930.00	\$ 150,572.00		
	Subtotal	22	\$ 35,884.56	\$ 26,720,345.00		
ADDITIONS, ALTERNATIONS & CONVERSION						
434	*Residential Porch, Carport, & Additions	65	\$ 4,331.50	\$ 431,066.00		
435	*Block Fence, Remodel, Reroof	269	\$ 10,283.00	\$ 1,895,704.00		
437	*Non Residential & Non Housekeeping	8	\$ 1,050.75	\$ 152,916.00		
438	*Adds of Resid. Storage, & Palapa	15	\$ 787.00	\$ 75,912.00		
439	*Swimming Pools Res. & Commercial	12	\$ 1,380.00	\$ 194,800.00		
440	*Remodeling Residential	21	\$ 2,339.00	\$ 495,738.00		
	Subtotal	390	\$ 20,171.25	\$ 3,246,136.00		
BUILDING PERMITS						
	April 2016	529	\$ 132,422.81	\$ 48,209,884.00		
	April 2015	579	\$ 166,514.38	\$ 64,053,235.00		
	Increase or Decrease	-50	\$ (34,091.57)	\$ (15,843,351.00)		
	Jan. 1, 2016 to April 30, 2016	1921	\$ 523,639.88	\$ 181,787,533.00		
	Jan. 1, 2015 to April 30, 2015	1639	\$ 462,269.30	\$ 136,092,785.00		
	Increase of Decrease	282	\$ 61,370.58	\$ 45,694,748.00		

City of Laredo
 Building Development Services Department
 Monthly Report for April 2017

CONCRETE DRIVEWAY & STREET CUTS

500	*Driveway & Sidewalks/Residential	71	\$	4,050.00
501	*Driveway & Sidewalks/Commercial	10	\$	3,350.00
502	*Irrigation Residential ROW	11	\$	550.00
503	*Irrigation Commercial ROW	1	\$	250.00
511B	*Street Cuts & Excavation R.O.W.	9	\$	2,750.00
504	*Wastewater in R.O.W.	4		
505	*Water distribution in R.O.W.	35		
506	*AEP in R.O.W.	27		
507	*AT&T in R.O.W.	14		
508	*Time Warner in R.O.W.	0		
510	*Reliant Energy / Centerpoint	3		
512	*Utilities in R.O.W.			
	Subtotal	185	\$	10,950.00

DEMOLITIONS AND RAZING OF BUILDINGS

645	*Single Family House (Atch/Detach)	18	\$	900.00
646	*2 Family Building			
647	*3 & 4 Family Buildings			
648	*5 or More Family Building			
649	*All Other Building and Structures	3	\$	425.00
	Subtotal	21	\$	1,325.00

ELECTRICAL PERMITS

700	*Temporary Poles	26	\$	1,568.50
701	*Residential Permits	142	\$	17,436.00
702	*Commercial Permits	48	\$	5,586.00
703	*Reconnection Permits	5	\$	125.00
704	*H-Frame			
705	*Meter Upgrade	6	\$	318.00
	Subtotal	227	\$	25,033.50

PLUMBING PERMITS

800	*Residential Plumbing	125	\$	17,340.00
801	*Commercial Plumbing	59	\$	4,932.00
802	*Natural Gas			
803	*Medical Gas			
804	*Irrigation Residential	36	\$	2,459.00
805	*Irrigation Commercial	6	\$	648.00
	Subtotal	226	\$	25,379.00

MECHANICAL PERMITS

900	*Residential Permits	119	\$	13,010.00
901	*Commercial Permits	34	\$	8,842.50
902	*Change Out Permits	9	\$	1,052.00
	Subtotal	162	\$	22,904.50

City of Laredo
 Building Development Services Department
 Monthly Report for April 2017

OTHERS PERMITS

960	*Amusement Arcades Permits	13	\$	308,687.50	MACHINES	561
	*Parking Lots	4	\$	2,532.00		
328	*Signs	42	\$	4,367.78		
329	*Portable Buildings	4	\$	200.00		
332	*Towers	3	\$	709.50		
980	*Vendors Permits	77	\$	4,365.00		
	*CO Inspections					
915	*New Business Permits	48	\$	2,400.00		
985	Garage Sale Permits	325	\$	4,865.00		

Subtotal **516** **\$** **328,126.78**

Total Permits and Fees **1,866** **\$** **546,141.59** **-111** **(\$136,732)**

2016 April Total Permits and Fees 1,977 \$ 682,874.05

Certificates of Occupany

- Amusement (New)
- Residential
- MultiFamily
- Business
- Replacement*

*includes: Amusement Renewals, Business Replacement

LARGE PERMITS

	<u>Description</u>	<u>Valuation</u>	<u>Permit Type/ Number</u>	<u>Units</u>	<u>Bldgs</u>
PRJ	APARTMENT REVOVATIONS	\$2,760,000.00	105 - 5 OR MORE MULTIFAMILY		
ADD	2320 E STEWART ST		17-4283		
OW	AVERY RESIDENTIAL		4/10/2017		
PRJ	FINISH OUT	\$500,000.00	324 - OFFICE, BANKS OR PROFESSIONAL		
ADD	13365 PORT DR		17-4010		
OW			4/10/2017		
PRJ					
ADD					
OW					
PRJ					
ADD					
OW					
PRJ					
ADD					
OW					

City of Laredo
Building Development Services Department
Monthly Report for April 2017

INSPECTIONS

	April	Year to Date		
100	FOUNDATION	178	580	
101	FRAMING	151	608	
102	CERTIFICATE OF OCCUPANCY		0	
104	BUILDING FINAL	152	731	
105	FOOTING		0	
106	INVESTIGATION INSPECTION	22	71	
107	POOL REINFORCING INSPECTION		8	
108	POOL FENCE		0	
109	ROOF IN PROGRESS		0	
110	ROOF FINAL		0	
111	MH-TIE DOWN		0	
112	MH- SKIRTING		0	
113	MH-DECK		0	
114	INSULATION	76	360	Building 579
200	T-POLE	29	66	
201	EL RES. ROUGH-IN	97	363	
202	EL H-FRAME	57	302	
203	EL COMM WALL ROUGH-IN	8	82	
204	EL COMM CEILING ROUGH-IN	9	89	
205	EL COMM ROUGH-IN	21	91	
206	EL PROVISIONAL	7	40	
207	EL FINAL	205	843	
208	EL RECONNECT	7	32	Electrical 440
300	PL COVER	121	421	
301	PL COPPER	2	15	
302	PL ROUGH-IN	111	460	
303	PL CSI & FINAL	120	508	
304	PL CSI		0	
305	PL GAS ROUGH IN	33	43	
306	PL GAS FINAL	20	70	Plumbing 407
400	ML ROUGH -IN	141	618	
401	ML FINAL	118	612	Mechanical 259
500	SC DRIVEWAY & SIDEWALK	107	441	
501	SC STREET CUT		1	ROW 107
550	PZ FLOOD ELEVATION		0	
551	PZ-PLATTING		0	
600	FIRE INSPECTION	300	1051	
601	FIRE RE-INSPECTION 2ND VISIT		0	
602	FIRE AFTER HR INSPECTION		0	
603	FIRE AIRPORT INSP		0	
604	FIRE ALARM PANEL REPLACEMENT		2	
605	FIRE CONTROL BURNING INSP		1	
606	FIRE BEER & WINE INSP	1	18	
607	FIRE CHURCH INSPECTION		0	
608	FIRE DAYCARE OR SIMILAR INSP	13	50	
609	FIRE DETENTION		2	
609B	FIRE CORRECTIONAL	1	1	
610	FIRE EXPLOSIVE TRANSPORT	16	37	
610B	FIRE RADIATION TRANSPORT		0	
611	FIRE FOOD BOOTH INSP		22	
612	FIRE DRILLS COMMERCIAL INSP		0	

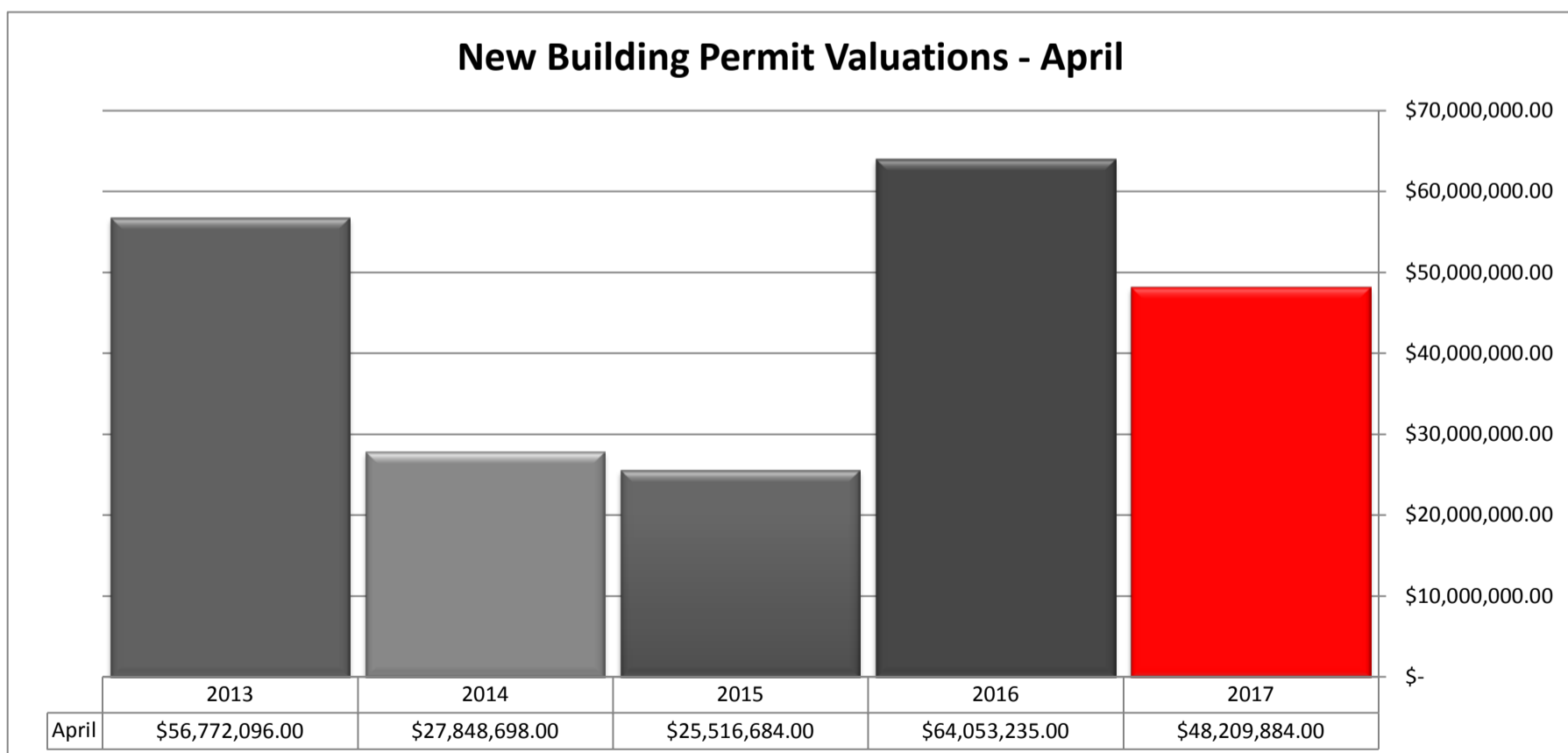
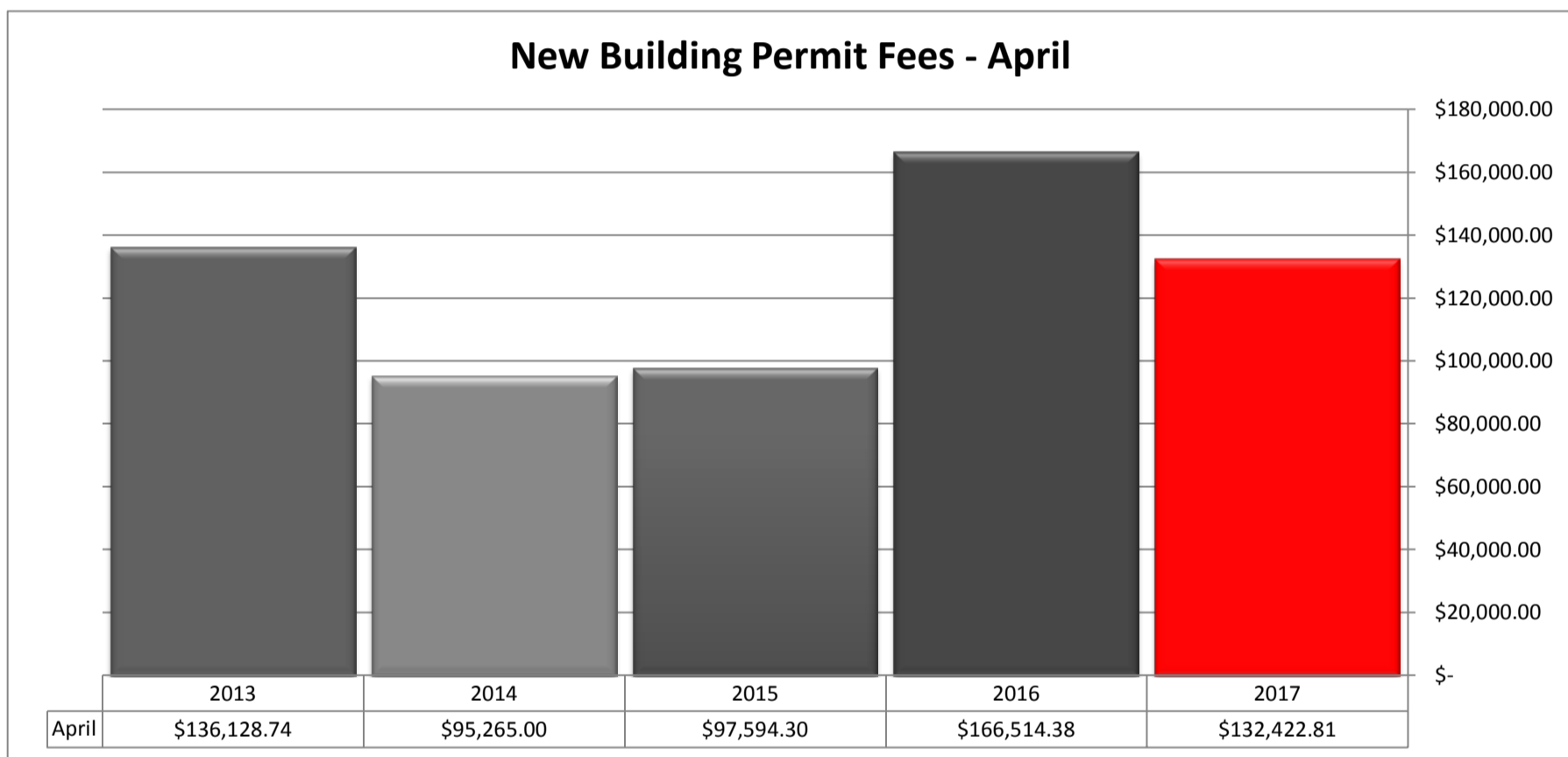
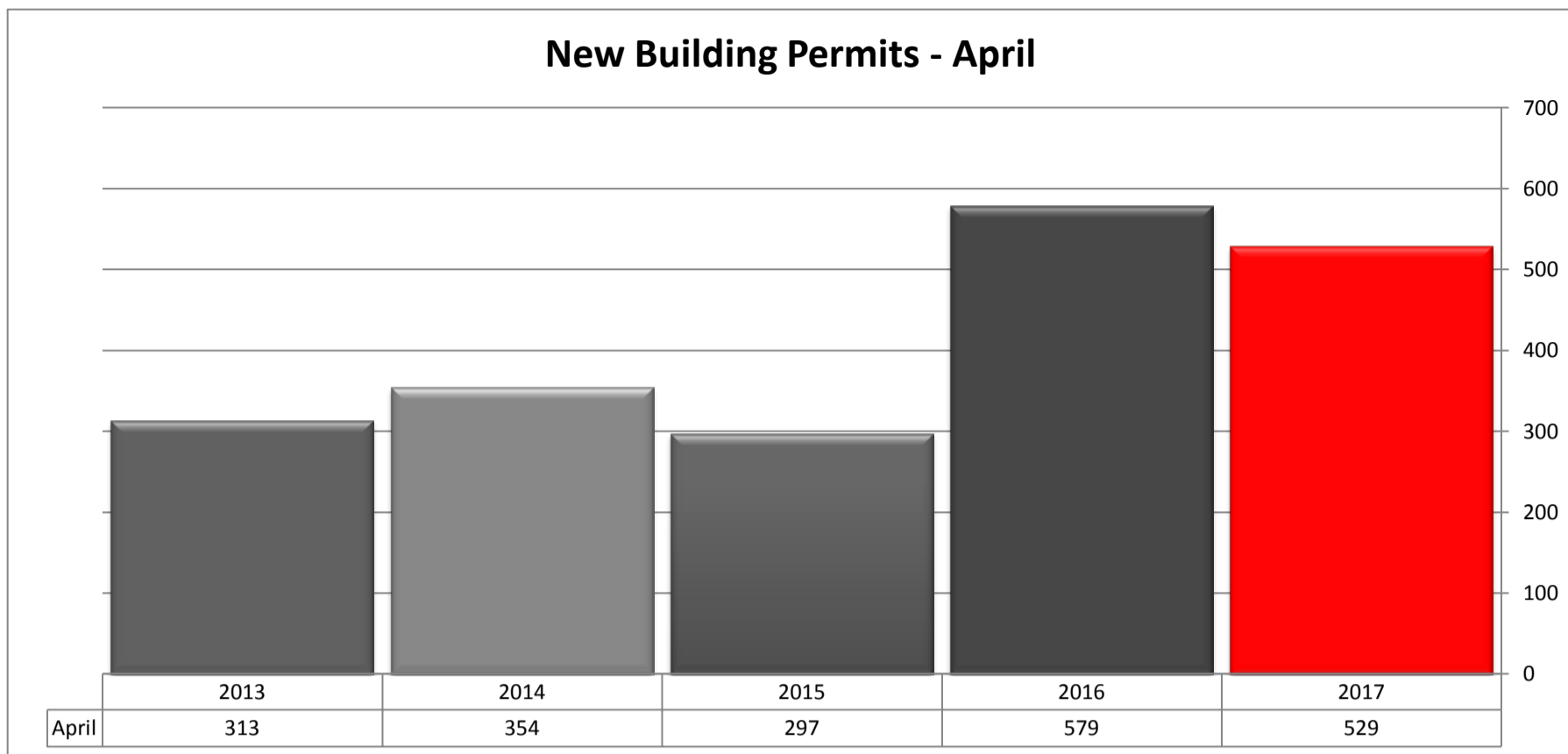
City of Laredo
Building Development Services Department
Monthly Report for April 2017

613	FIRE FUEL LN PRESSURE TEST INS		0	
614	FIRE ALARM MODIFICATION INSP	1	2	
615	FIRE FUEL PUMP FIRE INSP		1	
616	FIRE ALARM CONN TO SPRINKLER		2	
617	FIRE WORKS DISPLAY OUTDOORS	2	2	
618	FIRE HOTEL INSP		4	
618B	FIRE MOTEL INSP	1	3	
619	FIRE HOSPITAL OR SIMILAR INSP	1	2	
620	FIRE SPRINKLER HYDRSTATIC TEST	16	103	
621	FIRE LPG TANK INSP		0	
622	FIRE MOBILE REFUEL INSP		0	
623	FIRE MONITORING GAS WELL INSP		0	
624	FIRE ALARM NEW INSTALL INSP	10	51	
625	FIRE NURSING HOME OR SIMILAR I		3	
627	FIRE PARADE FLOAT INSP		0	
628	FIRE PYROTECHNICS INDOOR	1	1	
629	FIRE PHYSICAL THERAPY	3	5	
629B	FIRE REHAB		1	
629C	FIRE CLINIC		4	
630	FIRE SPRINKLER MOD INSP		2	
631	FIRE SPRAY PAINT BOOTH INSP		1	
632	FIRE STORAGE TANK UNDER GRND		2	
632B	FIRE STORAGE TANK ABOVE GRND		1	
633	FIRE TENT PERMIT INSP		4	
634	FIRE USED CLOTHING INSP	2	2	
635	FIRE LINE UNDERGROUND HYDRO	7	30	
636	FIRE UNDR GRD TANK REMOVAL		2	
637	FIRE WAREHOUSE INSP	3	10	
638	FIRE FOSTER HOME INSPECTIONS	3	24	
639	FIRE HAUNTED HOUSE INSPECTION		0	
660	FIRE AUTOMATIC VENT HOOD SYS	6	39	
661	FIRE VISUAL UNDERGROUND 1	16	47	
662	FIRE VISUAL UNDERGROUND 2		0	
663	FIRE VISUAL SPKL OVERHEAD 1	25	147	
664	FIRE VISUAL SPKL OVERHEAD 2		0	
665	FIRE VISUAL SPKL OVERHEAD 3		0	
666	FIRE VISUAL FIRE ALARM 1	3	13	
667	FIRE VISUAL FIRE ALARM 2		1	
668	FIRE VISUAL FIRE ALARM 3		0	
669	FIRE AMUSEMENT CENTER	7	34	
670	FIRE CAREER DAY/DEMO	7	10	
671	FIRE YELLOW TAG INSPECTION		1	
672	FIRE RED TAG INSPECTION	1	5	
799	IRRIGATION FINAL		0	
899	IRRIGATION ROW FINAL		0	Building Dept
FISH	FIRE SAFETY HOUSE		0	Fire Dept
	Totals	2238	9198	446

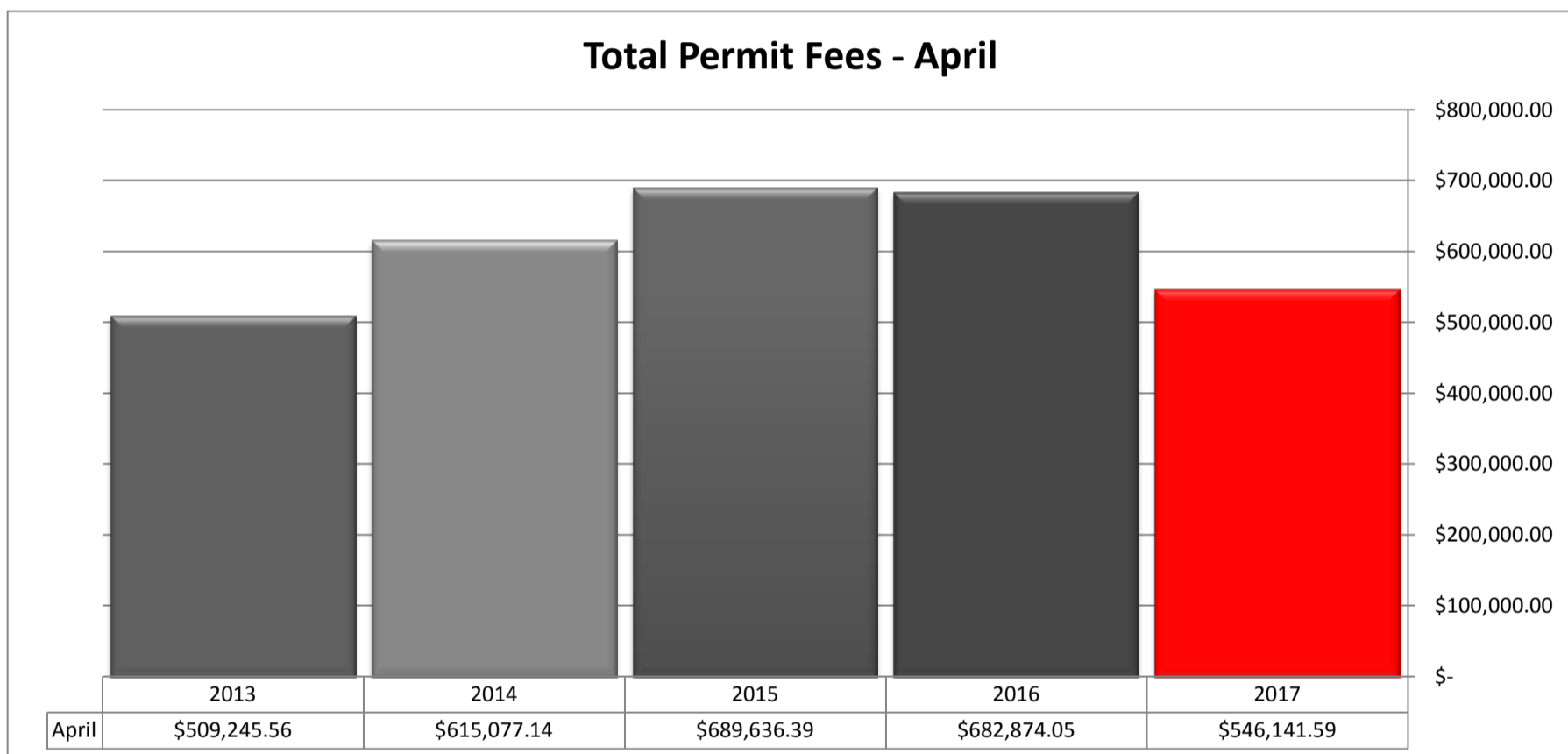
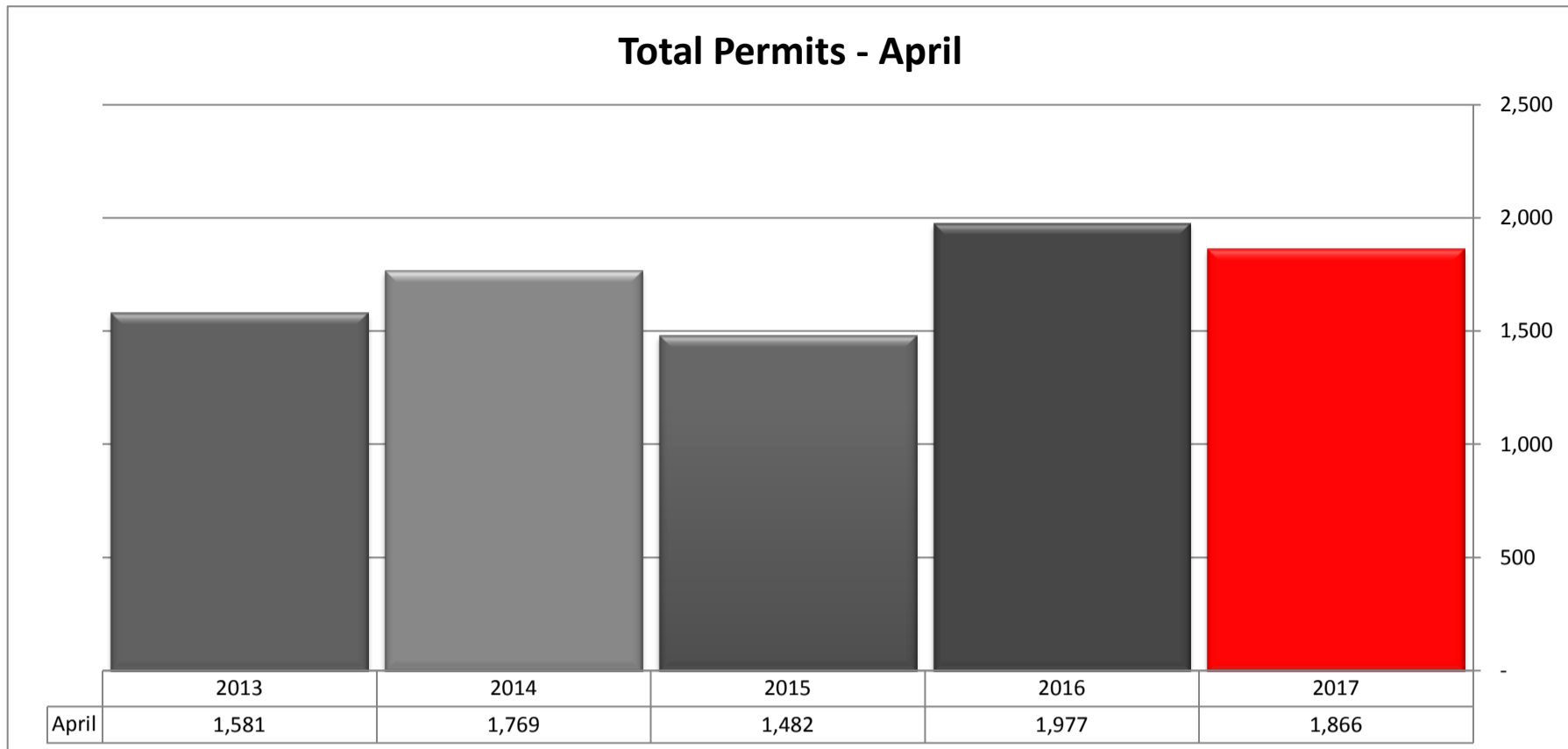
Notes:

This report is prepared by the Building Development Services Department using monthly building reports.
For any questions or comments, please contact Andres Castañeda - 956.794.1625 -
acastaneda@ci.laredo.tx.us

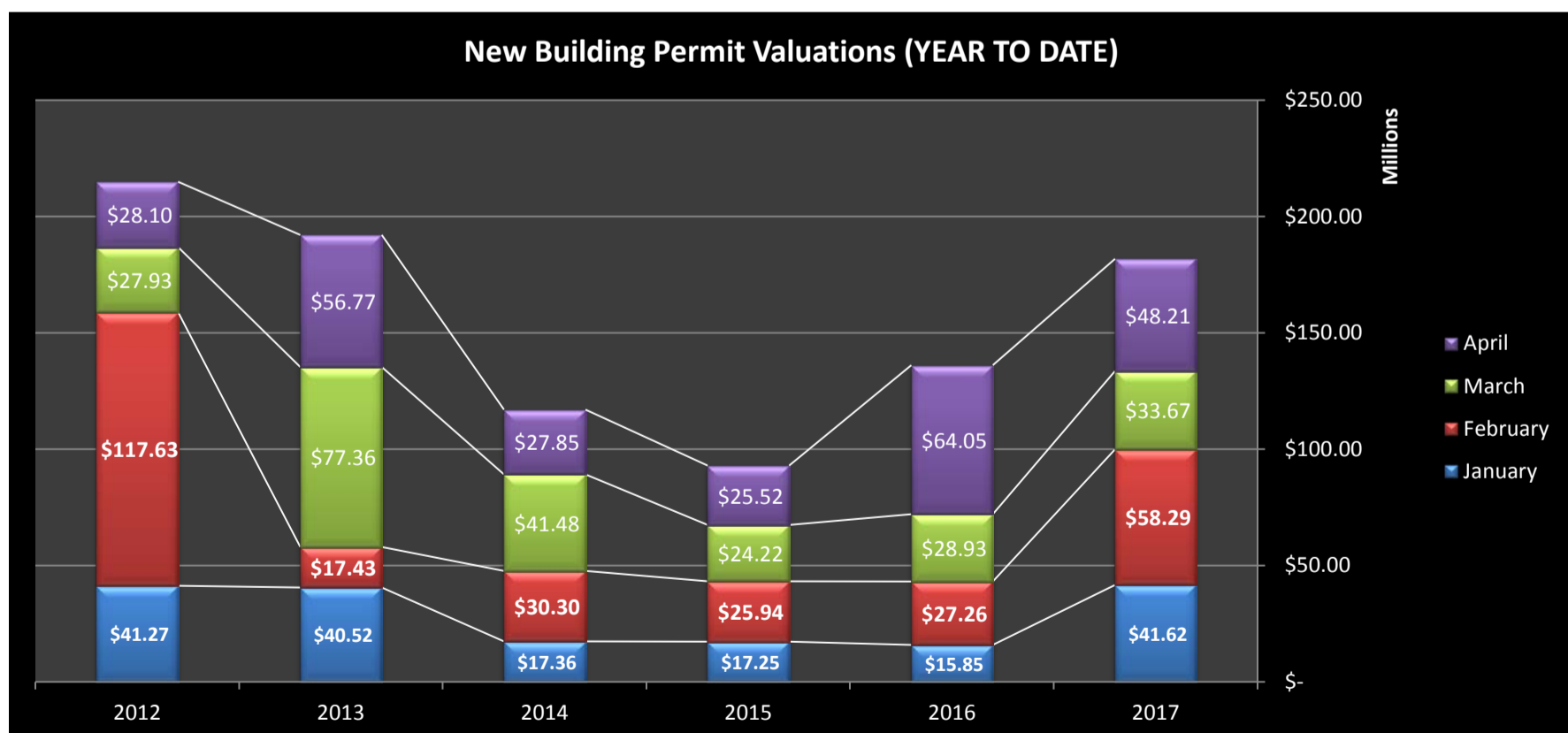
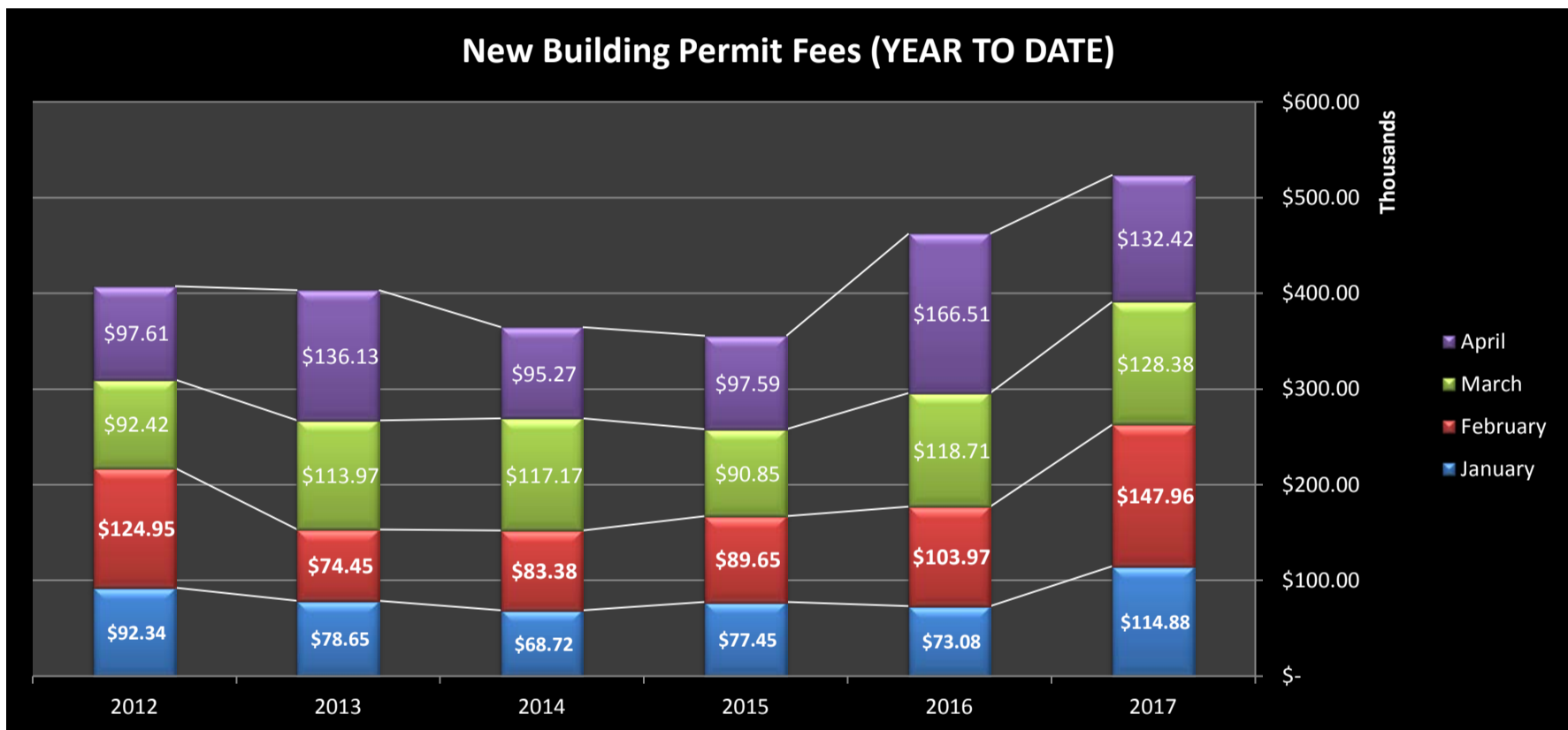
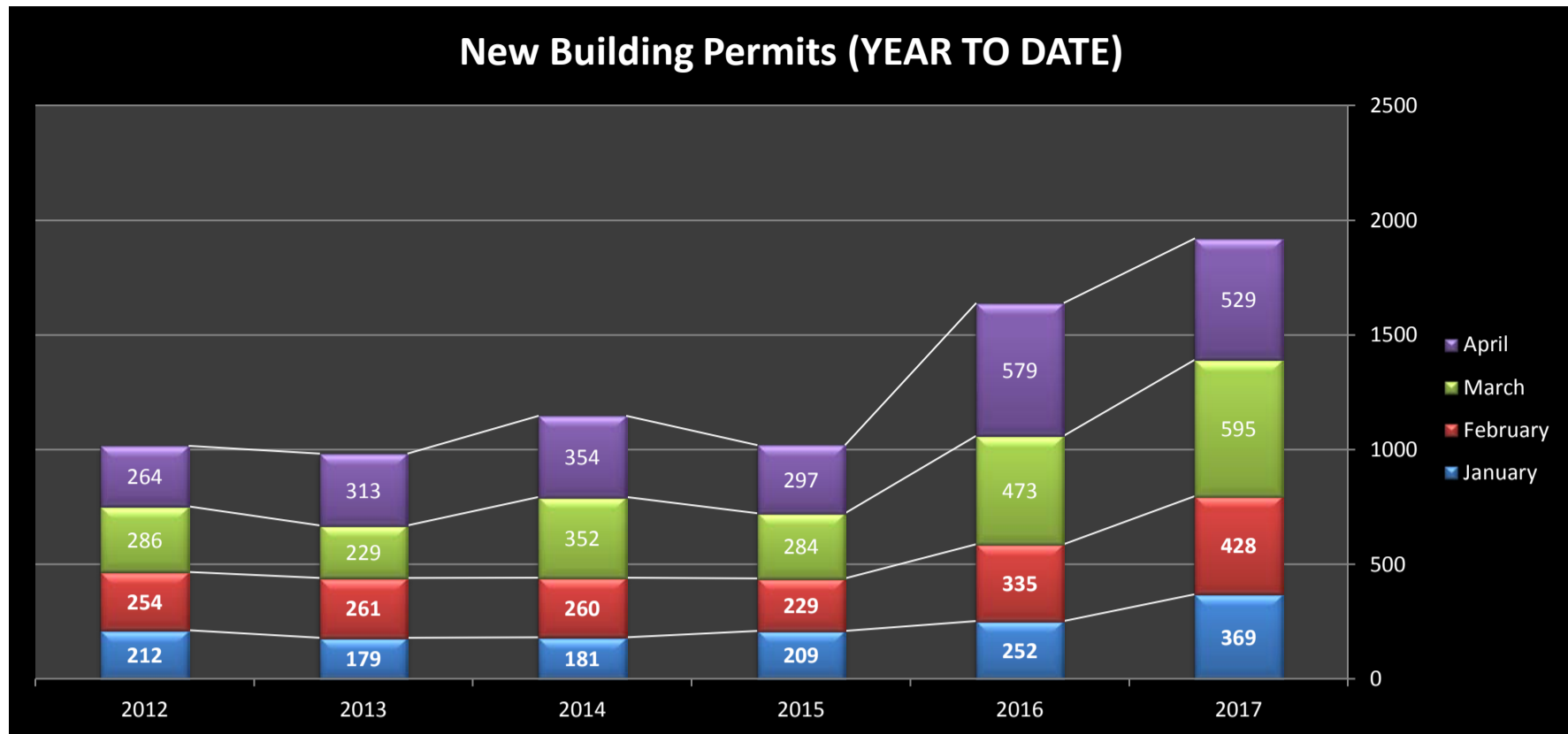




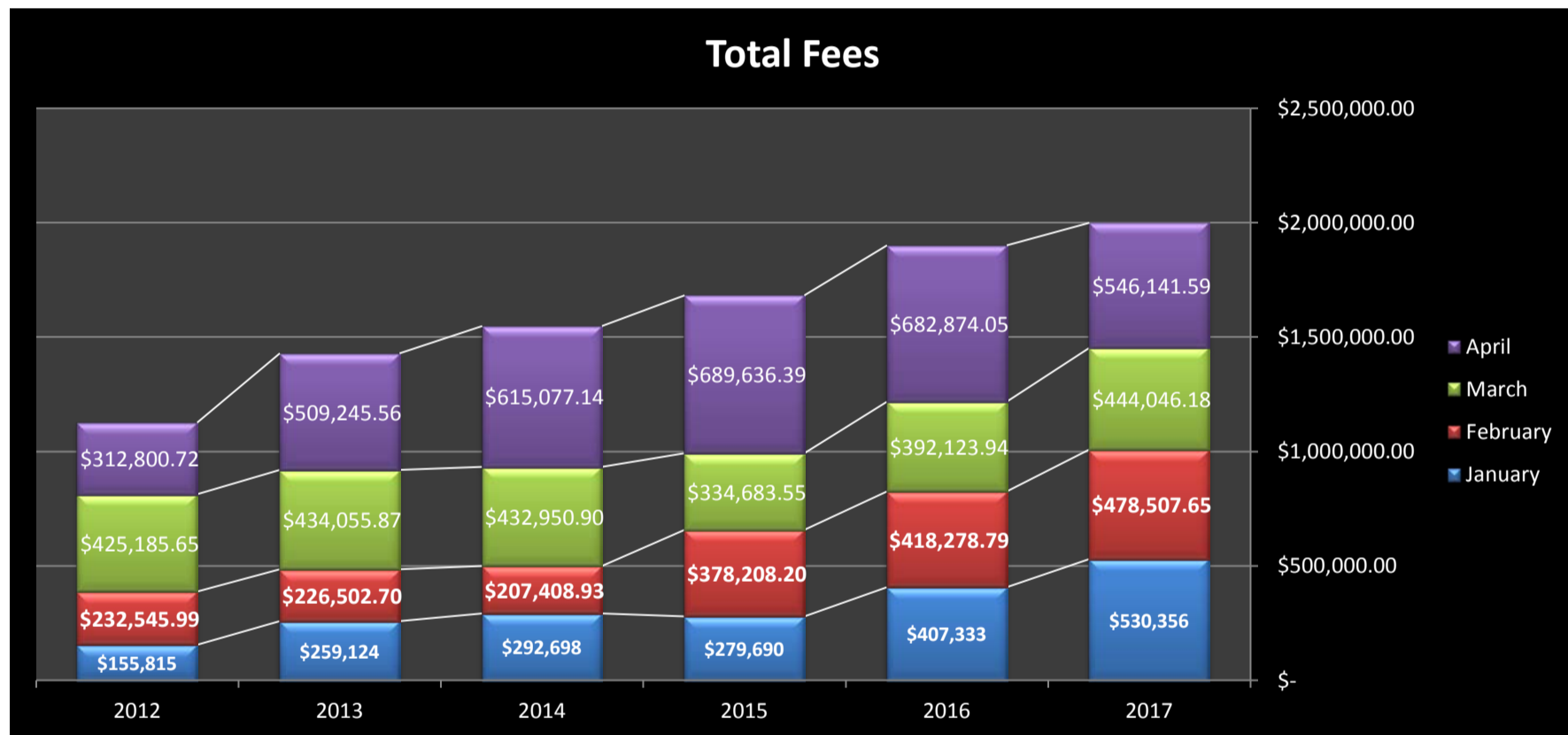
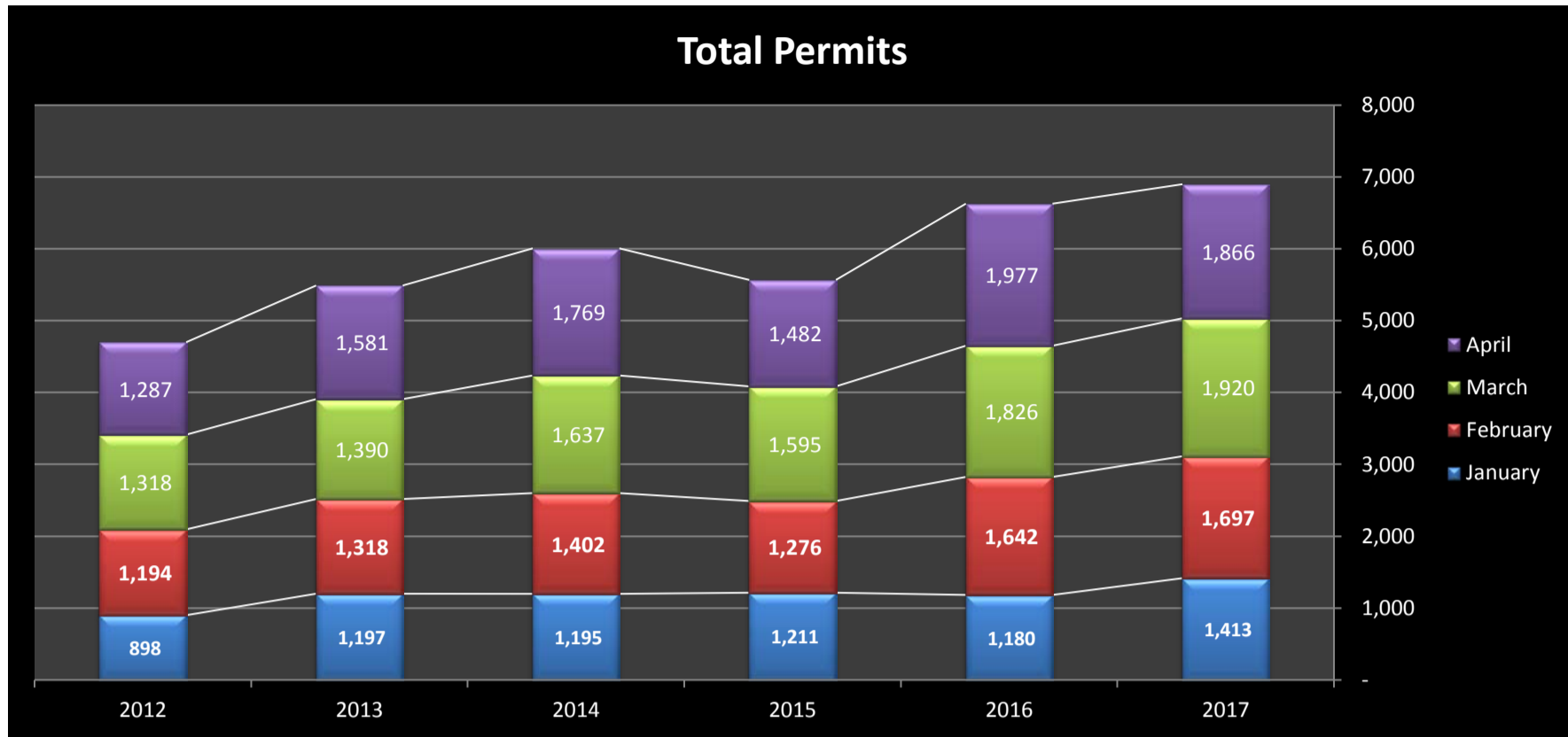
City of Laredo
 Building Development Services Department
 Monthly Report for April 2017



The permits listed here include all permits approved by the Building Development Services Department. Including all electrical, plumbing, mechanical, right of way, and various other types of permits.



City of Laredo
 Building Development Services Department
 Monthly Report for April 2017



The permits listed here include all permits approved by the Building Development Services Department. Including all electrical, plumbing, mechanical, right of way, and various other types of permits.

Building Development Services Inspections

