

City of Laredo
Building Development Services Department
Monthly Report for May 2016

Type	BUILDING PERMITS	Permits	Fee Collected	Valuation	Units	Bldgs
HOUSEKEEPING BUILDING						
101	*Single Family Detached	105	\$ 71,117.00	\$ 15,431,619.00	105	
102	*Single Family Attached					
103	*2 Family Building	1	\$ 588.00	\$ 115,364.00	2	1
104	*3 and 4 Family Buildings	1	\$ 861.00	\$ 207,000.00	4	1
105	*5 or More Family Buildings					
107	*Mobile Home Installation	2	\$ 100.00		2	
106	*Mobile Home REINSTALLATION	11	\$ 550.00			
	Subtotal	120	\$ 73,216.00	\$ 15,753,983.00	113	
NEW RESIDENTIAL NON-HOUSEKEEPING BLDG						
213	*Hotels, Motels & Tourist Cabins					
NEW NON-RESIDENTIAL BUILDING						
318	*Amusement, Social & Recreational					
319	*Church & Other Religious	1	\$ 202.50	\$ 30,200.00		
320	*Industrial/Warehouse					
321	*Prkg/Paving (Bldg & Open Decked)					
322	*Gas Stations & Repair Garages	1	\$ 463.50	\$ 83,000.00		
323	*Hospitals & Institutional					
324	*Office, Banks & Professional	3	\$ 863.00	\$ 87,822.00		
325	*Public Works & Utilities					
326	*Schools & Other Educational					
327	*Stores & Customer Services	6	\$ 10,001.50	\$ 5,754,626.00		
330	*Commercial-Shell Only					
331	*Restaurant					
	Subtotal	11	\$ 11,530.50	\$ 5,955,648.00		
ADDITIONS, ALTERNATIONS & CONVERSION						
434	*Residential Porch, Carport, & Additions	34	\$ 4,030.50	\$ 613,419.00		
435	*Block Fence, Remodel, Reroof	303	\$ 13,597.25	\$ 1,348,099.00		
437	*Non Residential & Non Housekeeping	3	\$ 1,626.00	\$ 55,000.00		
438	*Adds of Resid. Storage, & Palapa	24	\$ 1,167.00	\$ 62,577.00		
439	*Swimming Pools Res. & Commercial	16	\$ 1,764.00	\$ 233,500.00		
440	*Remodeling Residential	11	\$ 1,285.00	\$ 299,418.00		
	Subtotal	391	\$ 23,469.75	\$ 2,612,013.00		
BUILDING PERMITS						
	May 2017	522	\$ 108,216.25	\$ 24,321,644		
	May 2016	549	\$ 99,009.75	\$ 20,252,457		
	Increase or Decrease	-27	\$ 9,206.50	\$ 4,069,187		
	Jan. 1, 2017 to May 31, 2017	2,443	\$ 631,856.13	\$ 206,109,177		
	Jan. 1, 2016 to May 31, 2016	2,188	\$ 561,279.05	\$ 156,345,242		
	Increase of Decrease	255	\$ 70,577.08	\$ 49,763,935		

City of Laredo
 Building Development Services Department
 Monthly Report for May 2016

CONCRETE DRIVEWAY & STREET CUTS

500	*Driveway & Sidewalks/Residential	112	\$	5,700.00
501	*Driveway & Sidewalks/Commercial	10	\$	1,850.00
502	*Irrigation Residential ROW	3	\$	150.00
503	*Irrigation Commercial ROW	1	\$	250.00
511	*Street Cuts & Excavation R.O.W.	8	\$	3,450.00
504	*Wastewater in R.O.W.	10		
505	*Water distribution in R.O.W.	42		
506	*AEP in R.O.W.	35		
507	*AT&T in R.O.W.	10		
508	*Time Warner in R.O.W.	0		
510	*Reliant Energy / Centerpoint	2		
512	*Utilities in R.O.W.	0		
	Subtotal	233	\$	11,400.00

DEMOLITIONS AND RAZING OF BUILDINGS

645	*Single Family House (Atch/Detach)	16	\$	800.00
646	*2 Family Building			
647	*3 & 4 Family Buildings			
648	*5 or More Family Building			
649	*All Other Building and Structures	4	\$	859.00
	Subtotal	20	\$	1,659.00

ELECTRICAL PERMITS

700	*Temporary Poles	11	\$	635.50
701	*Residential Permits	174	\$	21,090.00
702	*Commercial Permits	114	\$	10,698.50
703	*Reconnection Permits	4	\$	100.00
704	*H-Frame			
705	*Meter Upgrade	5	\$	257.00
	Subtotal	308	\$	32,781.00

PLUMBING PERMITS

800	*Residential Plumbing	147	\$	20,672.00
801	*Commercial Plumbing	60	\$	8,489.00
802	*Natural Gas			
803	*Medical Gas			
804	*Irrigation Residential	21	\$	1,140.00
805	*Irrigation Commercial	4	\$	1,231.00
	Subtotal	232	\$	31,532.00

MECHANICAL PERMITS

900	*Residential Permits	103	\$	11,780.00
901	*Commercial Permits	21	\$	3,680.50
902	*Change Out Permits	3	\$	668.00
	Subtotal	127	\$	16,128.50

City of Laredo
 Building Development Services Department
 Monthly Report for May 2016

OTHERS PERMITS

960	*Amusement Arcades Permits	15	\$	295,075.50	MACHINES	537
	*Parking Lots	8	\$	4,920.00		
328	*Signs	47	\$	4,362.69		
329	*Portable Buildings	1	\$	50.00		
332	*Towers	7	\$	613.50		
980	*Vendors Permits	23	\$	1,295.00		
	*CO Inspections					
915	*New Business Permits	50	\$	2,500.00		
985	Garage Sale Permits	345	\$	5,176.00		
Subtotal		496	\$	313,992.69		

Total Permits and Fees	1,938	\$	515,709.44	189	\$112,466.62
2016 May Total Permits and Fees	1,749	\$	403,242.82		

Certificates of Occupany

- Amusement (New)
- Residential
- MultiFamily
- Business
- Replacement*

*includes: Amusement Renewals, Business Replacement

LARGE PERMITS

Description	Valuation	Permit Type/ Number	Units
PRJ Tire Store	\$4,400,000.00	327 - Stores & Customer Service	
ADD 1101 Beltway Pkwy		17-3980	
OW		05/11/2017	
PRJ Parts Sales Office	\$ 1,100,000.00	327 - Stores & Customer Service	
ADD 920 Pellegrino Ct		17-4475	
OW		05/05/2017	
PRJ			
ADD			
OW			
PRJ			
ADD			
OW			
PRJ			
ADD			
OW			

City of Laredo
 Building Development Services Department
 Monthly Report for May 2016

		INSPECTIONS			
		May	Year to Date		
100	FOUNDATION	171	751		
101	FRAMING	177	785		
102	CERTIFICATE OF OCCUPANCY		0		
104	BUILDING FINAL	183	914		
105	FOOTING		0		
106	INVESTIGATION INSPECTION	16	87		
107	POOL REINFORCING INSPECTION	10	18		
108	POOL FENCE		0		
109	ROOF IN PROGRESS		0		
110	ROOF FINAL		0		
111	MH-TIE DOWN		0		
112	MH- SKIRTING		0		
113	MH-DECK		0		
114	INSULATION	122	482	Building	679
200	T-POLE	17	83		
201	EL RES. ROUGH-IN	120	483		
202	EL H-FRAME	82	384		
203	EL COMM WALL ROUGH-IN	16	98		
204	EL COMM CEILING ROUGH-IN	21	110		
205	EL COMM ROUGH-IN	22	113		
206	EL PROVISIONAL	6	46		
207	EL FINAL	190	1033		
208	EL RECONNECT	10	42	Electrical	484
300	PL COVER	123	544		
301	PL COPPER	4	19		
302	PL ROUGH-IN	128	588		
303	PL CSI & FINAL	111	619		
304	PL CSI		0		
305	PL GAS ROUGH IN	33	76		
306	PL GAS FINAL	23	93	Plumbing	422
400	ML ROUGH -IN	139	757		
401	ML FINAL	115	727	Mechanical	254
500	SC DRIVEWAY & SIDEWALK	103	544		
501	SC STREET CUT	1	2	ROW	104
550	PZ FLOOD ELEVATION		0		
551	PZ-PLATTING		0		
600	FIRE INSPECTION	274	1325		
601	FIRE RE-INSPECTION 2ND VISIT		0		
602	FIRE AFTER HR INSPECTION		0		
603	FIRE AIRPORT INSP		0		
604	FIRE ALARM PANEL REPLACEMENT		2		
605	FIRE CONTROL BURNING INSP		1		
606	FIRE BEER & WINE INSP	7	25		
607	FIRE CHURCH INSPECTION		0		
608	FIRE DAYCARE OR SIMILAR INSP	16	66		
609	FIRE DETENTION		2		
609B	FIRE CORRECTIONAL		1		
610	FIRE EXPLOSIVE TRANSPORT	14	51		
610B	FIRE RADIATION TRANSPORT		0		
611	FIRE FOOD BOOTH INSP	6	28		
612	FIRE DRILLS COMMERCIAL INSP		0		
613	FIRE FUEL LN PRESSURE TEST INS		0		

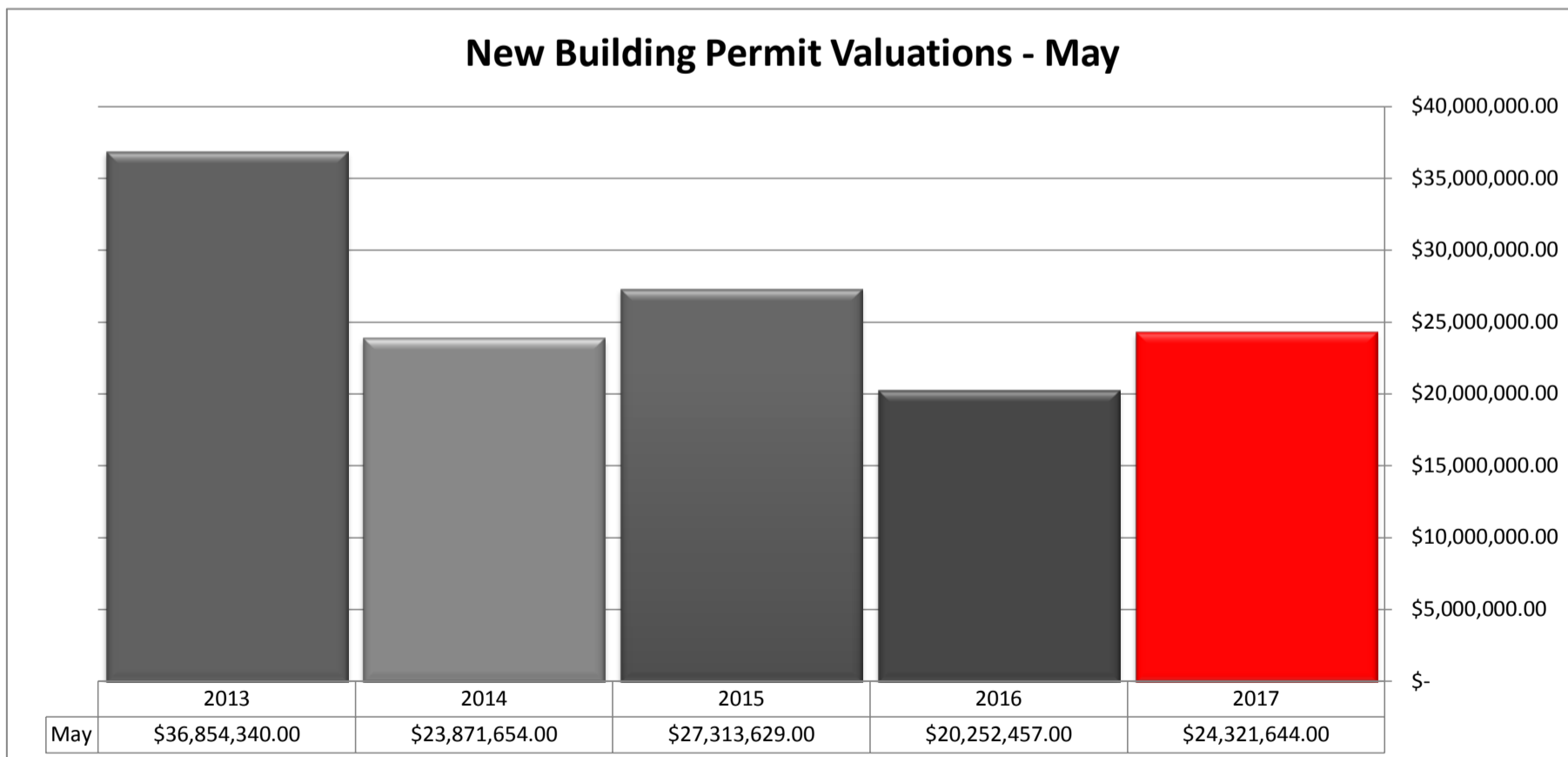
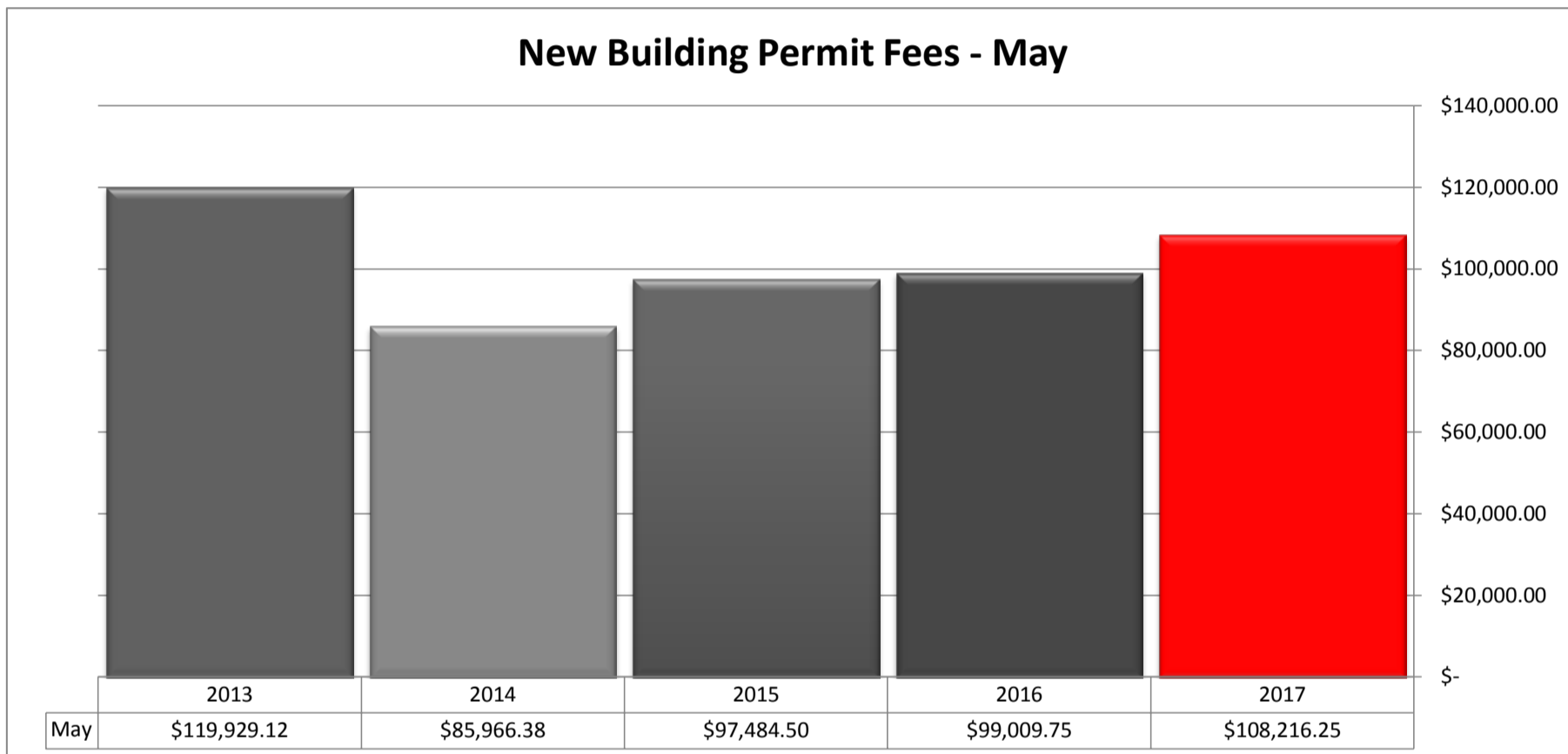
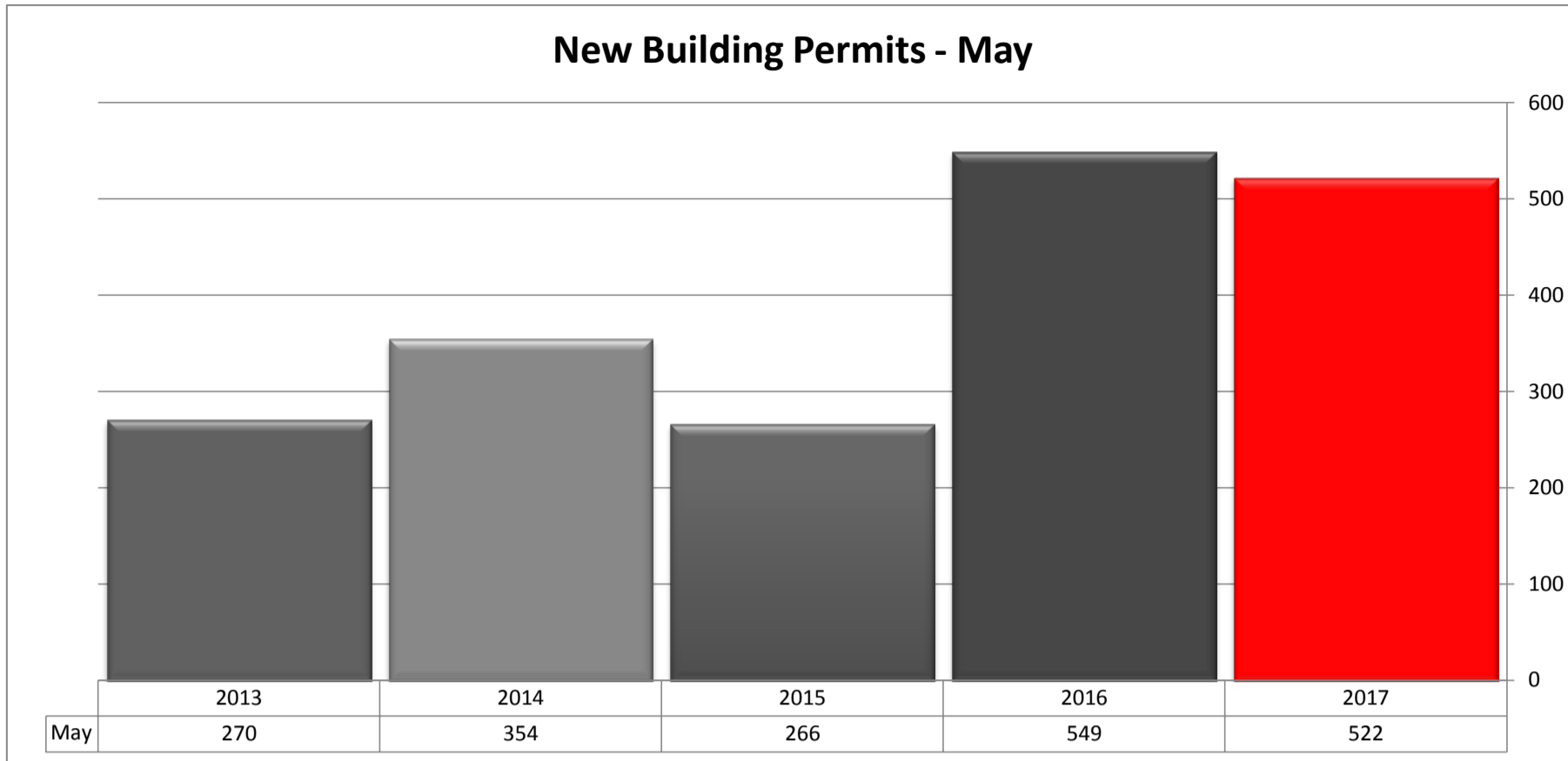
City of Laredo
Building Development Services Department
Monthly Report for May 2016

614	FIRE ALARM MODIFICATION INSP	44	46	
615	FIRE FUEL PUMP FIRE INSP	3	4	
616	FIRE ALARM CONN TO SPRINKLER		2	
617	FIRE WORKS DISPLAY OUTDOORS		2	
618	FIRE HOTEL INSP		4	
618B	FIRE MOTEL INSP	1	4	
619	FIRE HOSPITAL OR SIMILAR INSP		2	
620	FIRE SPRINKLER HYDRSTATIC TEST	16	119	
621	FIRE LPG TANK INSP		0	
622	FIRE MOBILE REFUEL INSP		0	
623	FIRE MONITORING GAS WELL INSP		0	
624	FIRE ALARM NEW INSTALL INSP	12	63	
625	FIRE NURSING HOME OR SIMILAR I	2	5	
627	FIRE PARADE FLOAT INSP		0	
628	FIRE PYROTECHNICS INDOOR		1	
629	FIRE PHYSICAL THERAPY		5	
629B	FIRE REHAB		1	
629C	FIRE CLINIC	2	6	
630	FIRE SPRINKLER MOD INSP	1	3	
631	FIRE SPRAY PAINT BOOTH INSP		1	
632	FIRE STORAGE TANK UNDER GRND		2	
632B	FIRE STORAGE TANK ABOVE GRND	8	9	
633	FIRE TENT PERMIT INSP	3	7	
634	FIRE USED CLOTHING INSP	1	3	
635	FIRE LINE UNDERGROUND HYDRO	21	51	
636	FIRE UNDR GRD TANK REMOVAL		2	
637	FIRE WAREHOUSE INSP		10	
638	FIRE FOSTER HOME INSPECTIONS	7	31	
639	FIRE HAUNTED HOUSE INSPECTION		0	
660	FIRE AUTOMATIC VENT HOOD SYS	3	42	
661	FIRE VISUAL UNDERGROUND 1	11	58	
662	FIRE VISUAL UNDERGROUND 2		0	
663	FIRE VISUAL SPKL OVERHEAD 1	32	179	
664	FIRE VISUAL SPKL OVERHEAD 2		0	
665	FIRE VISUAL SPKL OVERHEAD 3		0	
666	FIRE VISUAL FIRE ALARM 1	5	18	
667	FIRE VISUAL FIRE ALARM 2		1	
668	FIRE VISUAL FIRE ALARM 3		0	
669	FIRE AMUSEMENT CENTER	12	46	
670	FIRE CAREER DAY/DEMO	1	11	
671	FIRE YELLOW TAG INSPECTION		1	
672	FIRE RED TAG INSPECTION		5	
799	IRRIGATION FINAL		0	
899	IRRIGATION ROW FINAL		0	Building Dept
FISH	FIRE SAFETY HOUSE		0	Fire Dept
	Totals	2445	11643	1,943
				502

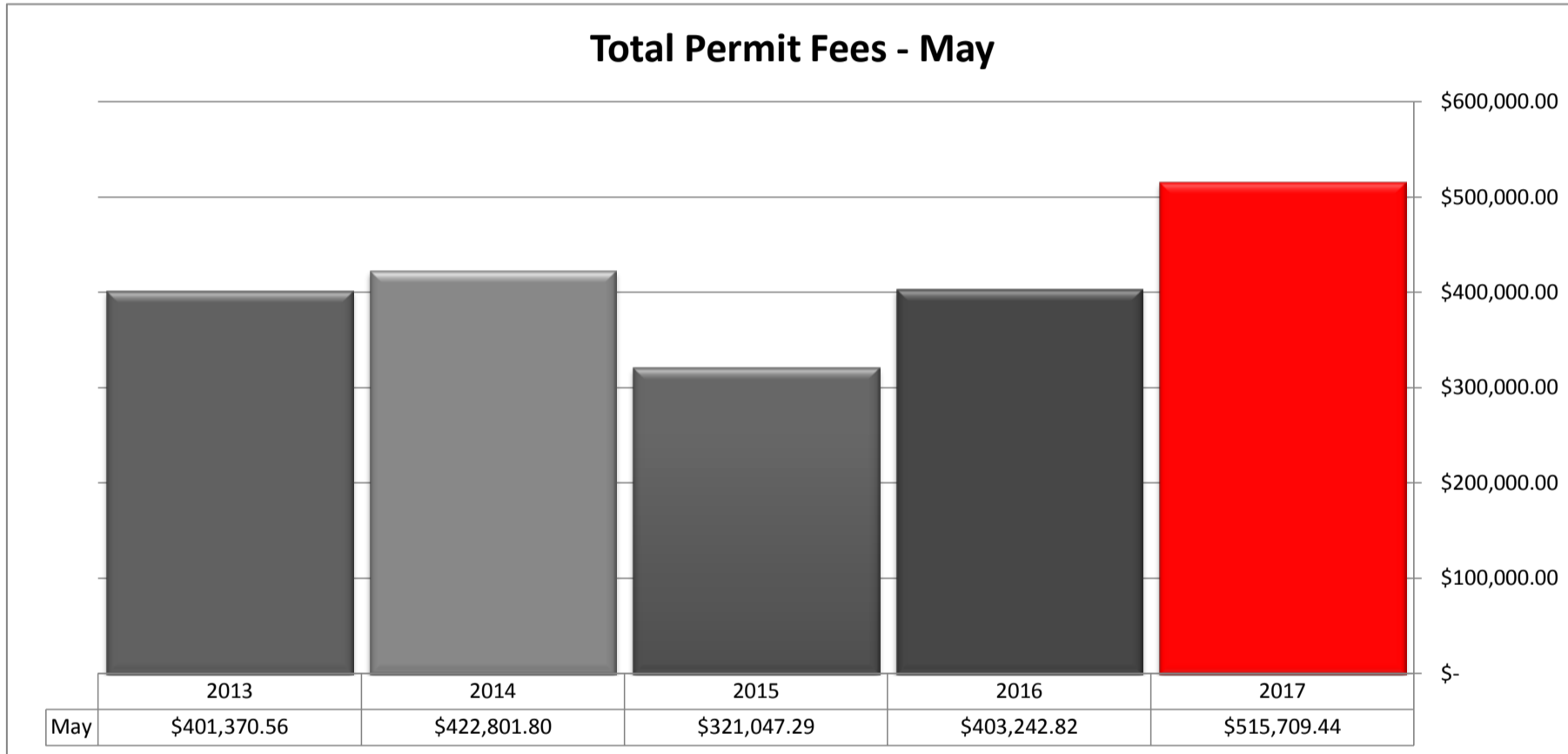
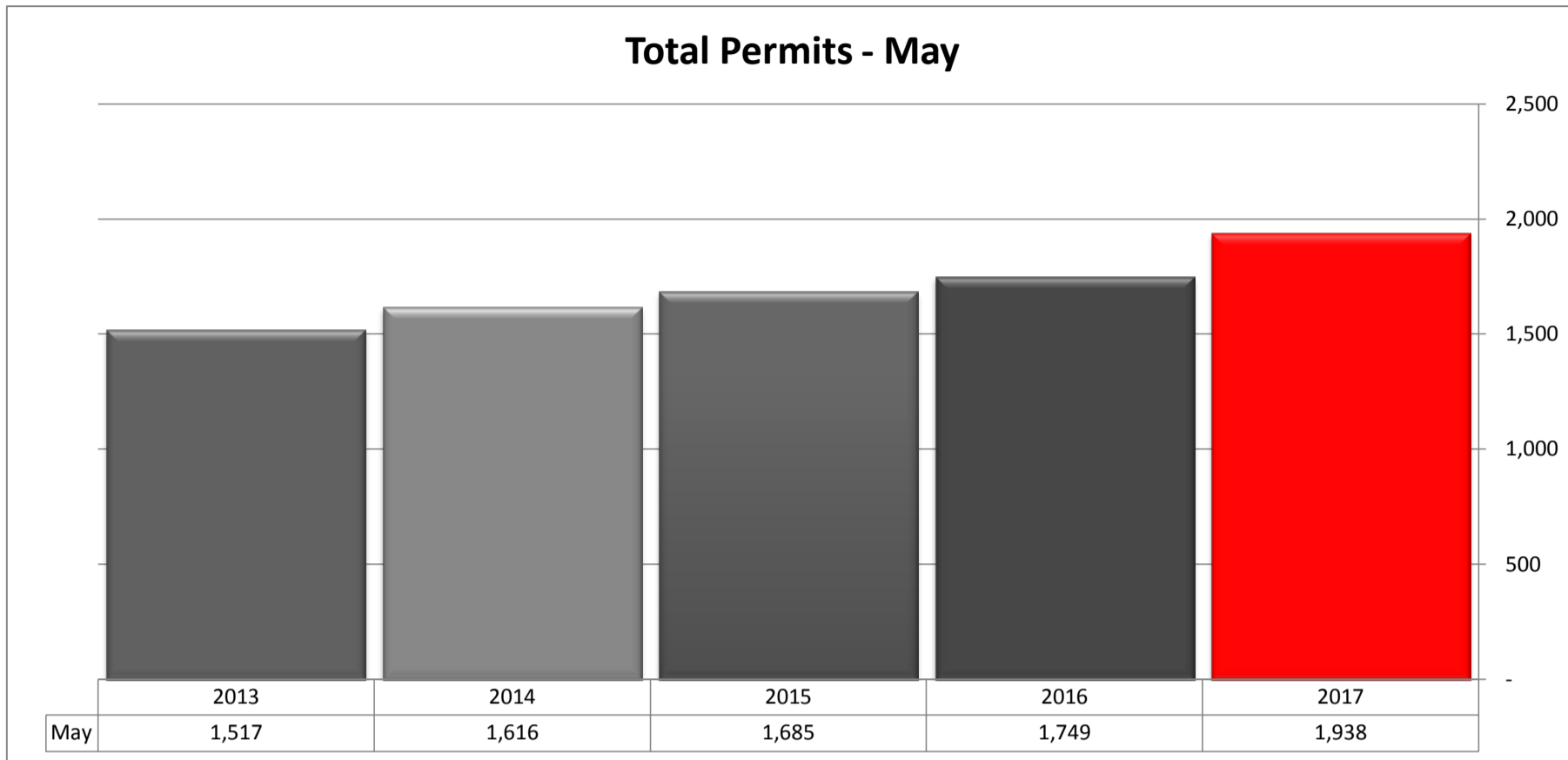
Notes:

This report is prepared by the Building Development Services Department using monthly building reports. For any questions or comments, please contact Andres Castañeda - 956.794.1625 - acastaneda@ci.laredo.tx.us

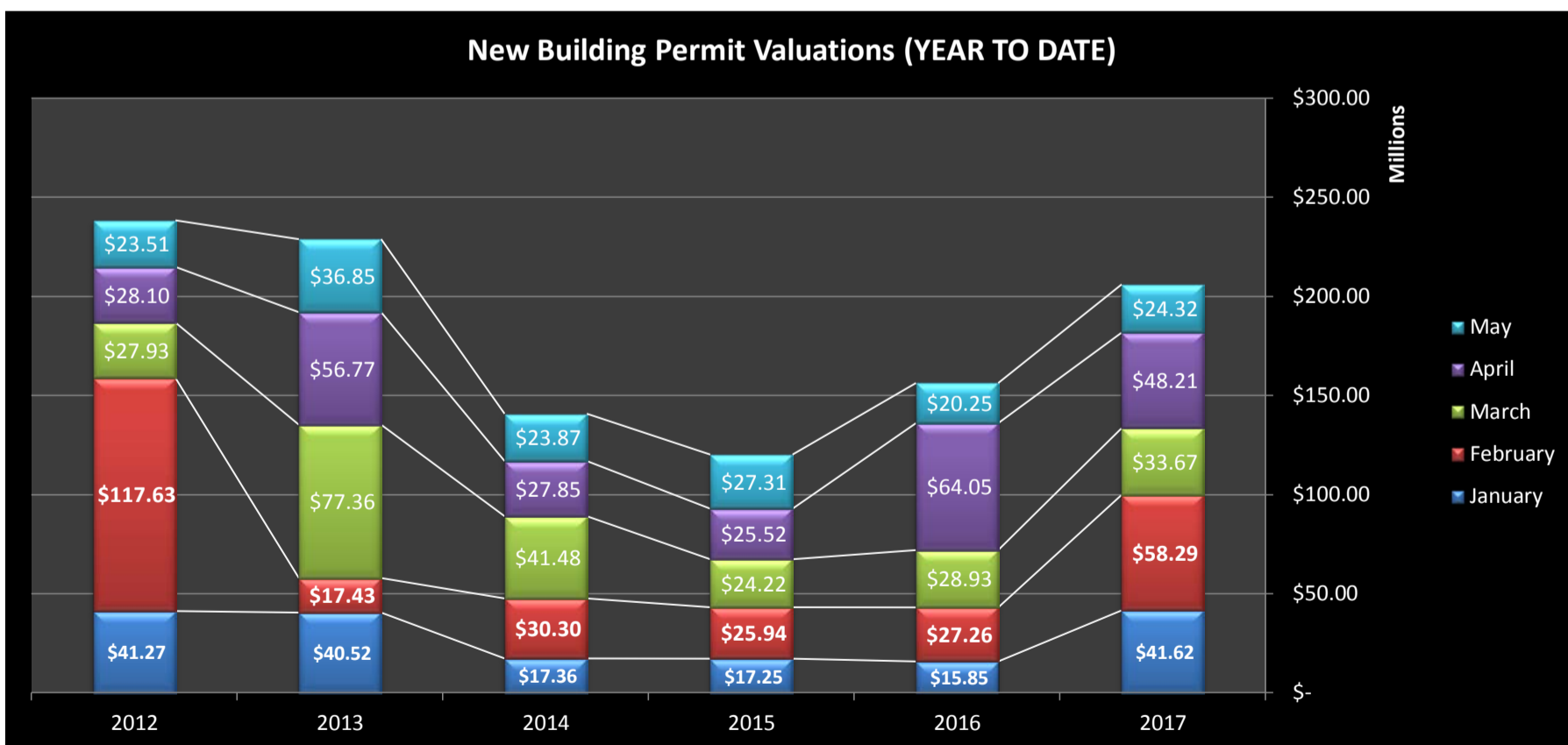
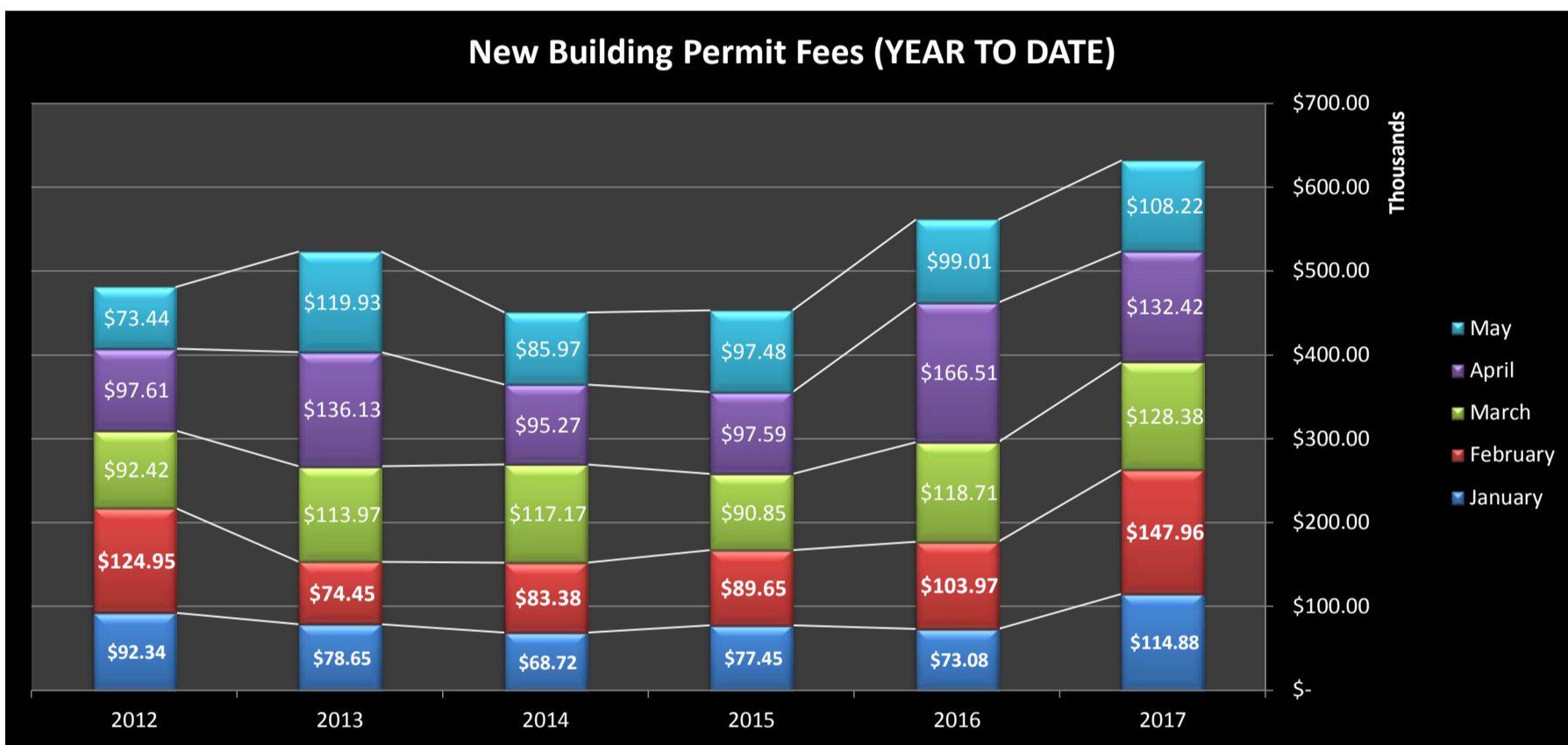
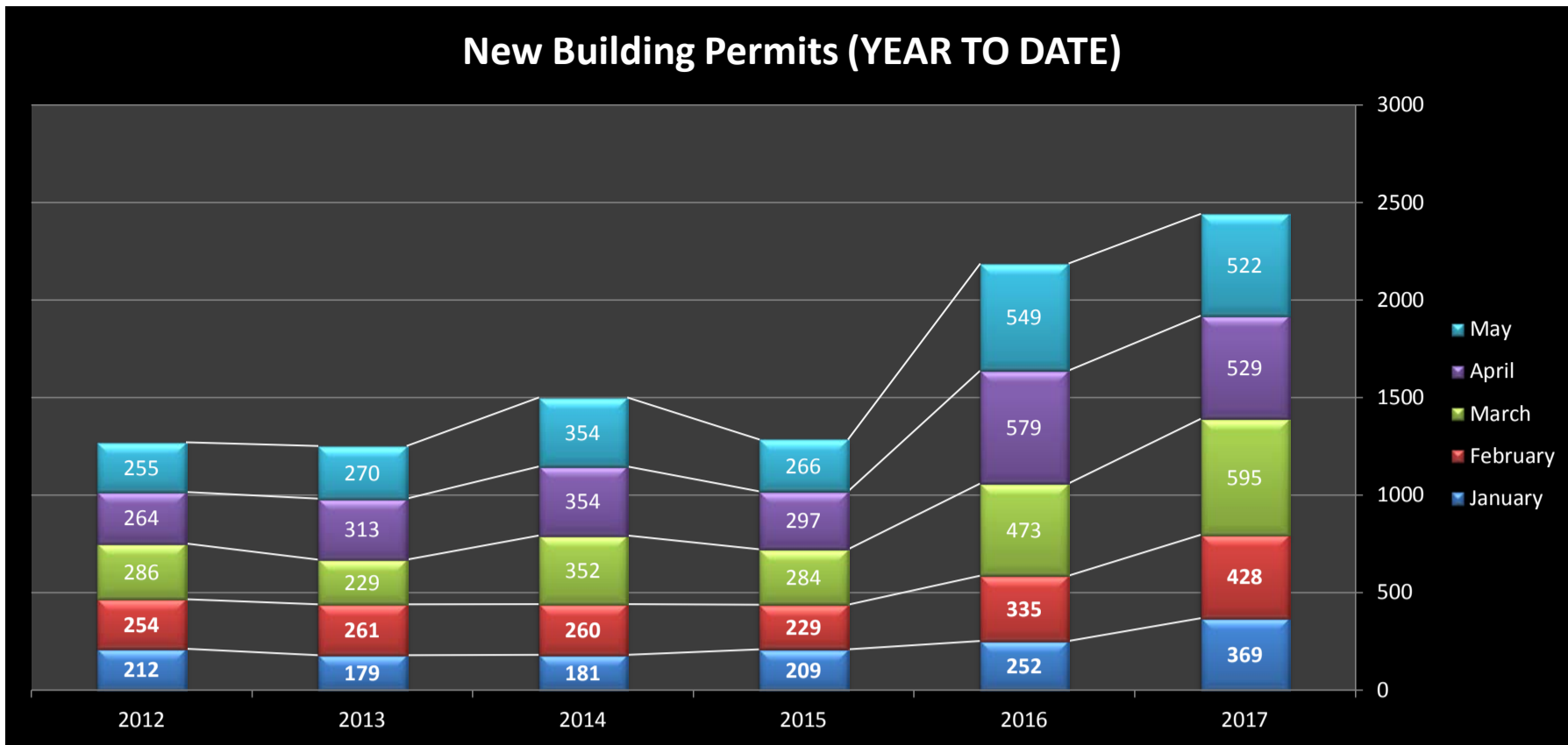




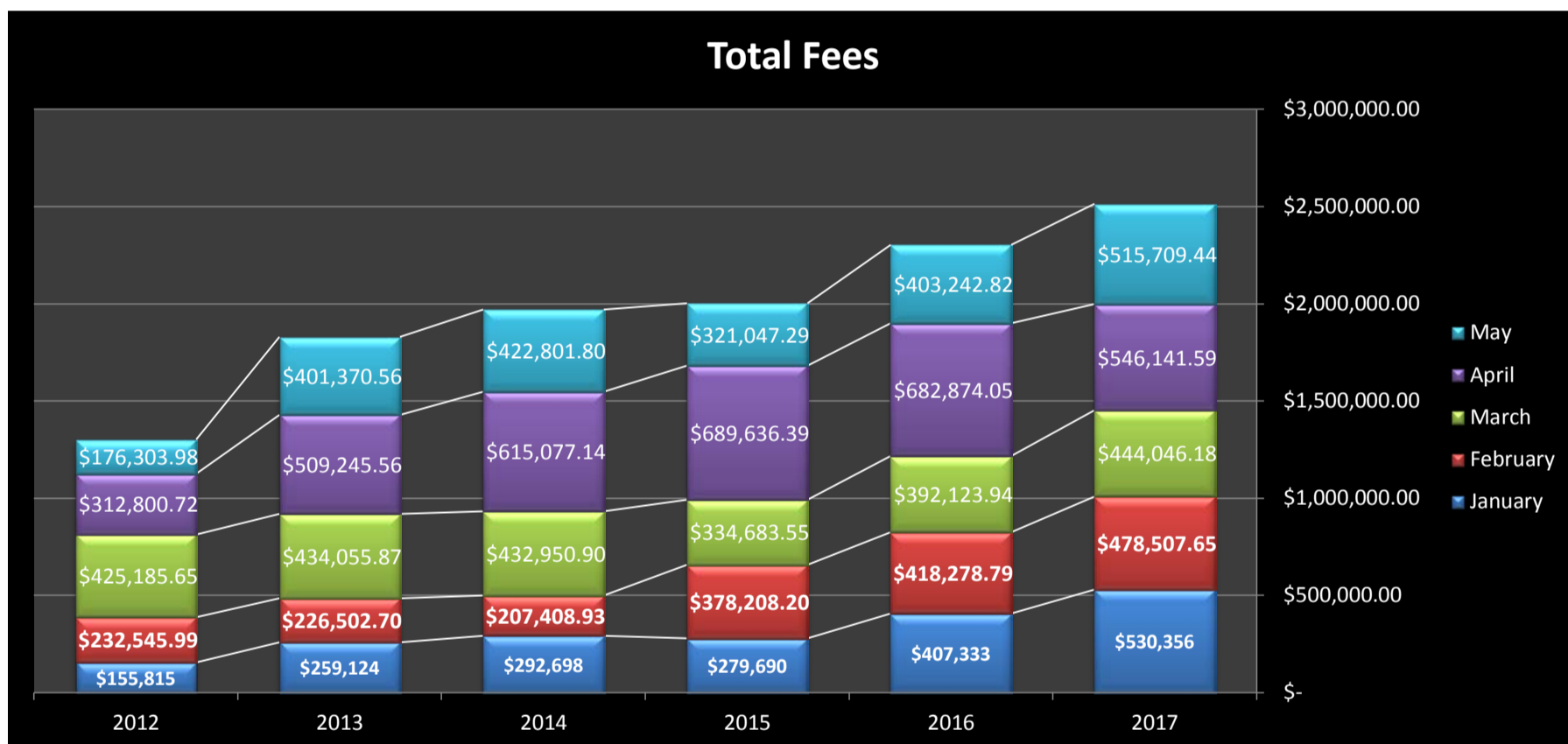
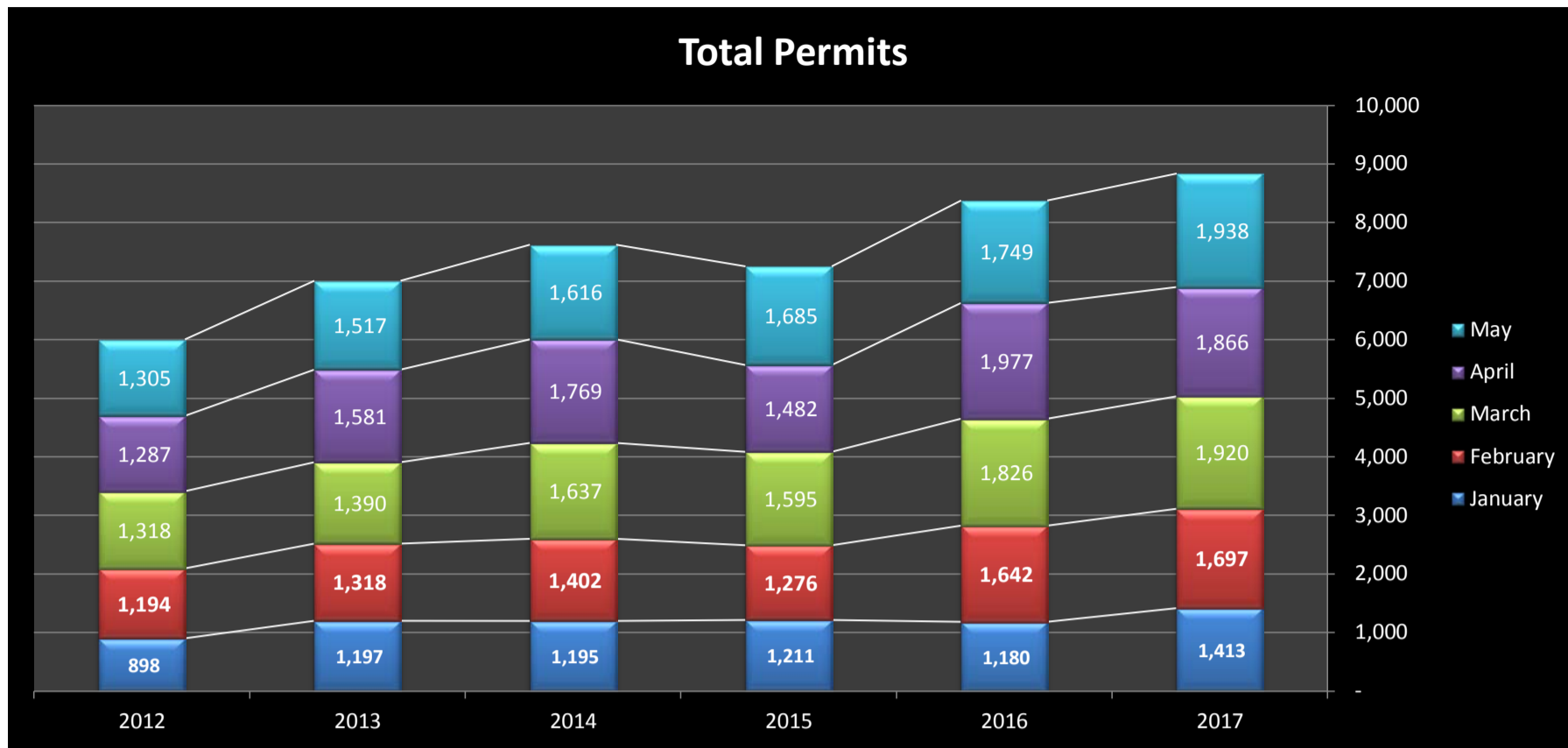
City of Laredo
 Building Development Services Department
 Monthly Report for May 2016



The permits listed here include all permits approved by the Building Development Services Department. Including all electrical, plumbing, mechanical, right of way, and various other types of permits.



City of Laredo
 Building Development Services Department
 Monthly Report for May 2016



The permits listed here include all permits approved by the Building Development Services Department. Including all electrical, plumbing, mechanical, right of way, and various other types of permits.

Building Development Services Inspections

