

City of Laredo  
Building Development Services Department  
Monthly Report for June 2017

Type	BUILDING PERMITS	Permits	Fee Collected	Valuation	Units	Bldgs
<b>HOUSEKEEPING BUILDING</b>						
101	*Single Family Detached	70	\$ 46,311.00	\$ 10,037,450	70	
102	*Single Family Attached	1	\$ 280.50	\$ 43,200	1	
103	*2 Family Building	1	\$ 858.00	\$ 205,286	2	1
104	*3 and 4 Family Buildings					
105	*5 or More Family Buildings	12	\$ 24,459.75	\$ 9,513,005	135	12
107	*Mobile Home Installation	3	\$ 150.00		3	
106	*Mobile Home REINSTALLATION	18	\$ 900.00			
	<b>Subtotal</b>	<b>105</b>	<b>\$ 72,959.25</b>	<b>\$ 19,798,941</b>	<b>141</b>	
<b>NEW RESIDENTIAL NON-HOUSEKEEPING BLDG</b>						
213	*Hotels, Motels & Tourist Cabins					
<b>NEW NON-RESIDENTIAL BUILDING</b>						
318	*Amusement, Social & Recreational	1	\$ 400.50	\$ 69,000		
319	*Church & Other Religious					
320	*Industrial/Warehouse	5	\$ 8,441.25	\$ 3,020,861		
321	*Prkg/Paving (Bldg & Open Decked)					
322	*Gas Stations & Repair Garages					
323	*Hospitals & Institutional	1	\$ 1,140.00	\$ 300,000		
324	*Office, Banks & Professional	8	\$ 6,760.50	\$ 2,341,985		
325	*Public Works & Utilities					
326	*Schools & Other Educational	2	\$ 21,825.00	\$ 23,100,000		
327	*Stores & Customer Services	13	\$ 3,669.00	\$ 614,454		
330	*Commercial-Shell Only	2	\$ 4,356.00			
331	*Restaurant	7	\$ 7,572.00	\$ 2,856,426		
	<b>Subtotal</b>	<b>39</b>	<b>\$ 54,164.25</b>	<b>\$ 32,302,726</b>		
<b>ADDITIONS, ALTERNATIONS &amp; CONVERSION</b>						
434	*Residential Porch, Carport, & Additions	67	\$ 6,520.40	\$ 830,612		
435	*Block Fence, Remodel, Reroof	536	\$ 31,512.00	\$ 4,512,399		
437	*Non Residential & Non Housekeeping	3	\$ 217.00	\$ 15,188		
438	*Adds of Resid. Storage, & Palapa	12	\$ 433.50	\$ 25,278		
439	*Swimming Pools Res. & Commercial	20	\$ 2,016.00	\$ 277,200		
440	*Remodeling Residential	18	\$ 3,135.00	\$ 738,125		
	<b>Subtotal</b>	<b>656</b>	<b>\$ 43,833.90</b>	<b>\$ 6,398,802</b>		
<b>BUILDING PERMITS</b>						
	June 2017	800	\$ 170,957.40	\$ 58,500,469		
	June 2016	528	\$ 130,460.30	\$ 40,164,207		
	Increase or Decrease	<b>272</b>	<b>\$ 40,497.10</b>	<b>\$ 18,336,262</b>		
	Jan. 1, 2017 to June 30, 2017	3243	\$ 802,813.53	\$ 264,609,646		
	Jan. 1, 2016 to June 30, 2016	2716	\$ 691,739.35	\$ 196,509,449		
	Increase of Decrease	<b>527</b>	<b>\$ 111,074.18</b>	<b>\$ 68,100,197</b>		

City of Laredo  
 Building Development Services Department  
 Monthly Report for June 2017

**CONCRETE DRIVEWAY & STREET CUTS**

500	*Driveway & Sidewalks/Residential	92	\$	4,700.00
501	*Driveway & Sidewalks/Commercial	13	\$	3,350.00
502	*Irrigation Residential	7	\$	350.00
503	*Irrigation Commercial	1	\$	250.00
511	*Street Cuts & Excavation R.O.W.	18	\$	7,450.00
504	*Wastewater in R.O.W.	21		
505	*Water distribution in R.O.W.	83		
506	*AEP in R.O.W.	19		
507	*AT&T in R.O.W.	15		
508	*Time Warner in R.O.W.	5		
510	*Reliant Energy / Centerpoint	18		
512	*Utilities in R.O.W.			
	<b>Subtotal</b>	<b>292</b>	<b>\$</b>	<b>16,100.00</b>

**DEMOLITIONS AND RAZING OF BUILDINGS**

645	*Single Family House (Atch/Detach)	13	\$	650.00
646	*2 Family Building			
647	*3 & 4 Family Buildings			
648	*5 or More Family Building			
649	*All Other Building and Structures	8	\$	1,036.50
	<b>Subtotal</b>	<b>21</b>	<b>\$</b>	<b>1,686.50</b>

**ELECTRICAL PERMITS**

700	*Temporary Poles	15	\$	839.00
701	*Residential Permits	145	\$	16,556.00
702	*Commercial Permits	189	\$	26,811.00
703	*Reconnection Permits	4	\$	100.00
704	*H-Frame			
705	*Meter Upgrade	3	\$	150.00
	<b>Subtotal</b>	<b>356</b>	<b>\$</b>	<b>44,456.00</b>

**PLUMBING PERMITS**

800	*Residential Plumbing	118	\$	16,416.00
801	*Commercial Plumbing	127	\$	11,385.00
802	*Natural Gas			
803	*Medical Gas			
804	*Irrigation Residential	51	\$	3,437.00
805	*Irrigation Commercial	2	\$	426.00
	<b>Subtotal</b>	<b>298</b>	<b>\$</b>	<b>31,664.00</b>

**MECHANICAL PERMITS**

900	*Residential Permits	94	\$	10,268.00
901	*Commercial Permits	15	\$	4,796.00
902	*Change Out Permits	14	\$	1,656.00
	<b>Subtotal</b>	<b>123</b>	<b>\$</b>	<b>16,720.00</b>

City of Laredo  
 Building Development Services Department  
 Monthly Report for June 2017

**OTHERS PERMITS**

960	*Amusement Arcades Permits	9	\$	210,513.00	MACHINES	383
	*Parking Lots	3	\$	2,746.50		
328	*Signs	51	\$	3,254.18		
329	*Portable Buildings	7	\$	362.50		
332	*Towers	5	\$	526.50		
980	*Vendors Permits	3	\$	165.00		
	*CO Inspections					
915	*New Business Permits	45	\$	2,250.00		
985	Garage Sale Permits	541	\$	8,103.00		

**Subtotal** **664** **\$** **227,920.68**

**Total Permits and Fees** **2554** **\$** **509,504.58** **\$** **39,492**

2016 June Total Permits and Fees 1,906 \$ 470,013

**Certificates of Occupany**

Amusement (New)

Residential

MultiFamily

Business

Replacement\*

\*includes: Amusement Renewals, Business Replacement

**LARGE PERMITS**

	<u>Description</u>	<u>Valuation</u>	<u>Permit Type/ Number</u>	<u>Units</u>
PRJ	Renovation & addition LCC Cigarroa Science Bldg	\$ 15,000,000.00	326 - Schools & Other Educational	
ADD	1 West End Washington		17-4917	
OW	Laredo Community College		06/14/2017	
PRJ	Additional Fine Arts & Agricultural Bldg	\$ 8,100,000.00	326 - Schools & Other Educational	
ADD	3600 E Del Mar Blvd		16-13221	
OW	United I.S.D		06/28/2017	
PRJ	Avery Condos	\$ 76,262,100.00	105 - 5 or More Multifamily	
ADD	6718 Springfield Ave		17-4847	
OW			06/01/2017	
PRJ	Office Finish out for Warehouse	\$ 1,729,893.00	324 - Office, Banks, Professional	
ADD	1301 Uniroyal Dr		17-8561	
OW	Fernando Castaneda		06/27/2017	
PRJ	Shell for Avery Commercial	\$ 1,584,000.00	330 - Commercial Shell	
ADD	6718 Springfield Ave		17-4845	
OW			06/01/2017	

City of Laredo  
 Building Development Services Department  
 Monthly Report for June 2017

		<b>INSPECTIONS</b>			
		<b>June</b>	<b>Year to Date</b>		
100	FOUNDATION	182	933		
101	FRAMING	186	971		
102	CERTIFICATE OF OCCUPANCY		0		
104	BUILDING FINAL	199	1113		
105	FOOTING		0		
106	INVESTIGATION INSPECTION	16	103		
107	POOL REINFORCING INSPECTION	8	26		
108	POOL FENCE		0		
109	ROOF IN PROGRESS		0		
110	ROOF FINAL		0		
111	MH-TIE DOWN		0		
112	MH- SKIRTING		0		
113	MH-DECK		0		
114	INSULATION	136	618	Building	727
200	T-POLE	18	101		
201	EL RES. ROUGH-IN	123	606		
202	EL H-FRAME	109	493		
203	EL COMM WALL ROUGH-IN	17	115		
204	EL COMM CEILING ROUGH-IN	12	122		
205	EL COMM ROUGH-IN	21	134		
206	EL PROVISIONAL	10	56		
207	EL FINAL	214	1247		
208	EL RECONNECT	7	49	Electrical	531
300	PL COVER	119	663		
301	PL COPPER		19		
302	PL ROUGH-IN	133	721		
303	PL CSI & FINAL	142	761		
304	PL CSI		0		
305	PL GAS ROUGH IN	35	111		
306	PL GAS FINAL	21	114	Plumbing	450
400	ML ROUGH -IN	177	934		
401	ML FINAL	155	882	Mechanical	332
500	SC DRIVEWAY & SIDEWALK	143	687		
501	SC STREET CUT	2	4	ROW	145
550	PZ FLOOD ELEVATION		0		
551	PZ-PLATTING		0		
600	FIRE INSPECTION	311	1636		
601	FIRE RE-INSPECTION 2ND VISIT		0		
602	FIRE AFTER HR INSPECTION		0		
603	FIRE AIRPORT INSP		0		
604	FIRE ALARM PANEL REPLACEMENT	1	3		
605	FIRE CONTROL BURNING INSP		1		
606	FIRE BEER & WINE INSP	7	32		
607	FIRE CHURCH INSPECTION		0		
608	FIRE DAYCARE OR SIMILAR INSP	20	86		
609	FIRE DETENTION		2		
609B	FIRE CORRECTIONAL	2	3		
610	FIRE EXPLOSIVE TRANSPORT	9	60		
610B	FIRE RADIATION TRANSPORT		0		
611	FIRE FOOD BOOTH INSP		28		
612	FIRE DRILLS COMMERCIAL INSP		0		
613	FIRE FUEL LN PRESSURE TEST INS		0		

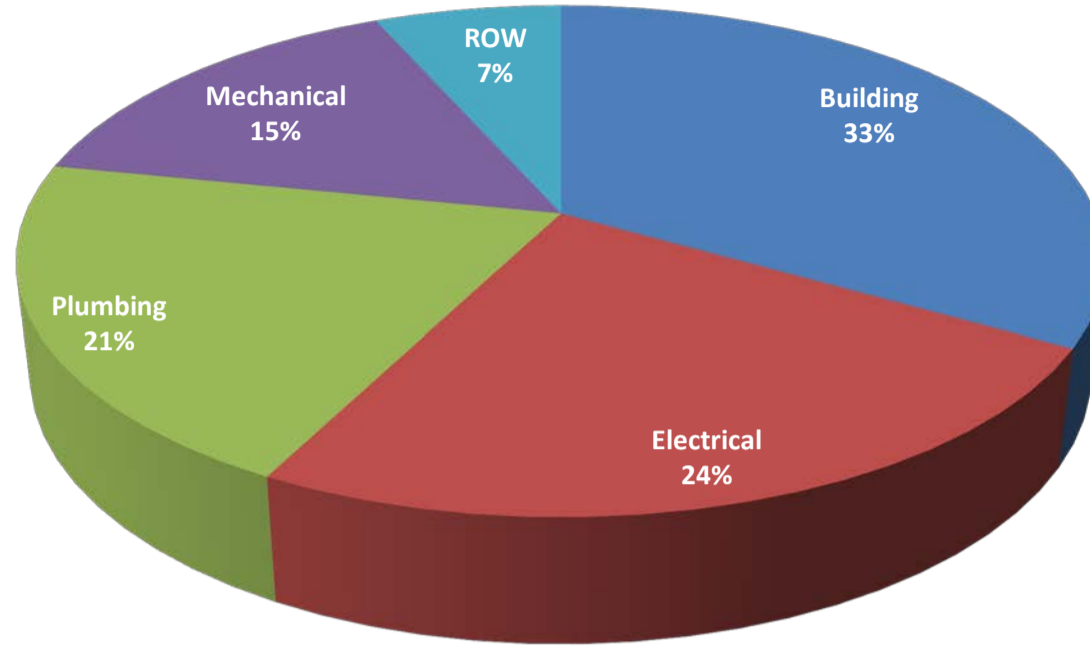
City of Laredo  
Building Development Services Department  
Monthly Report for June 2017

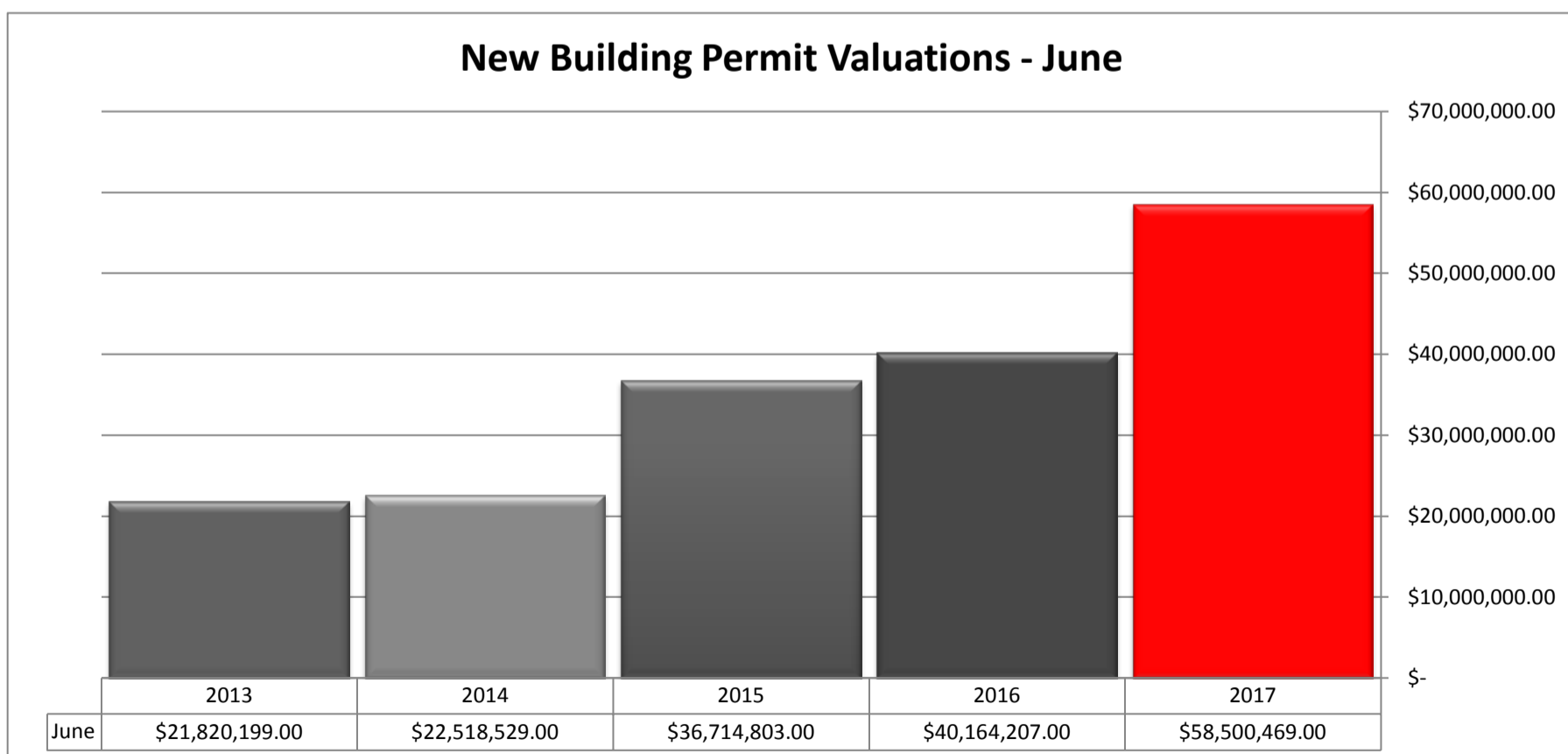
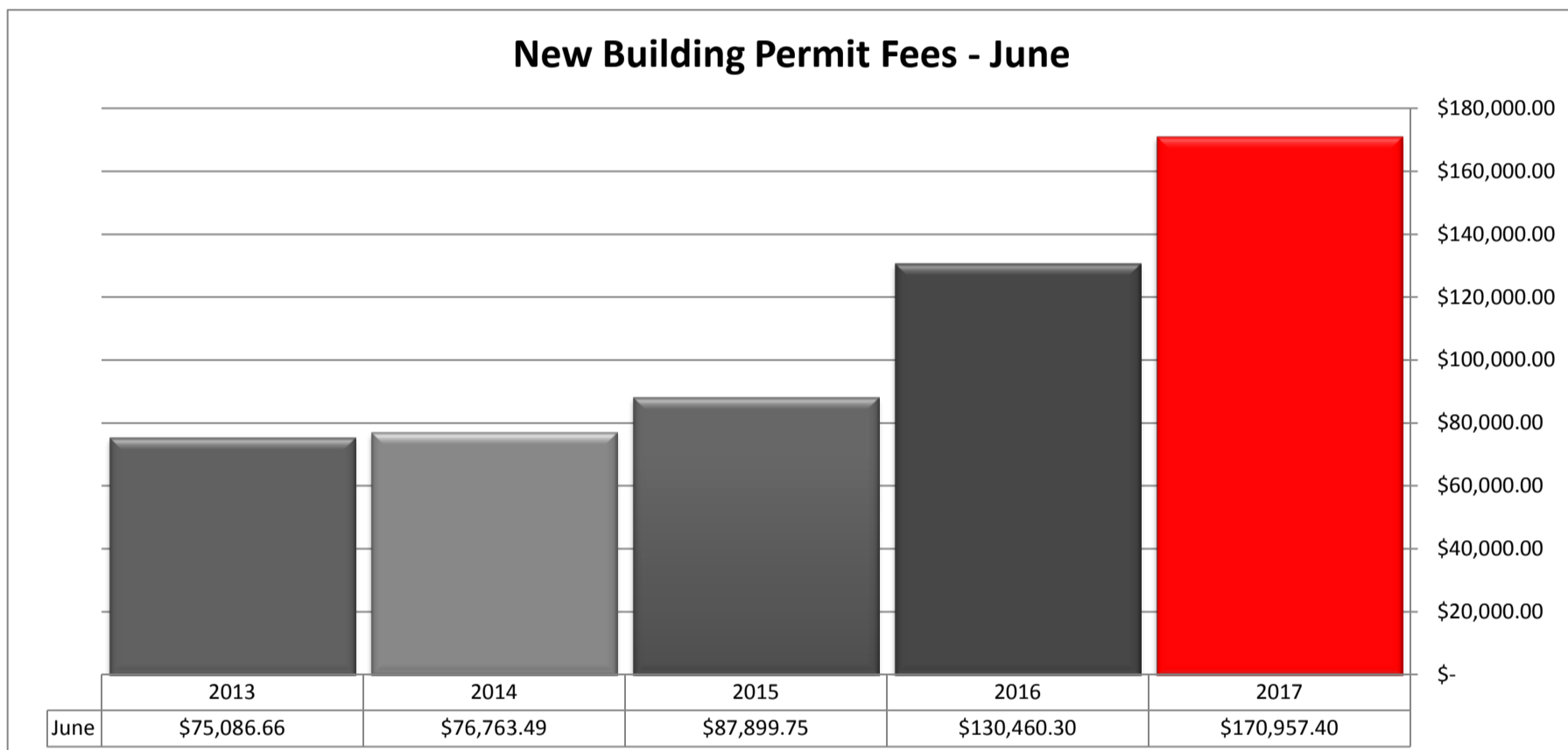
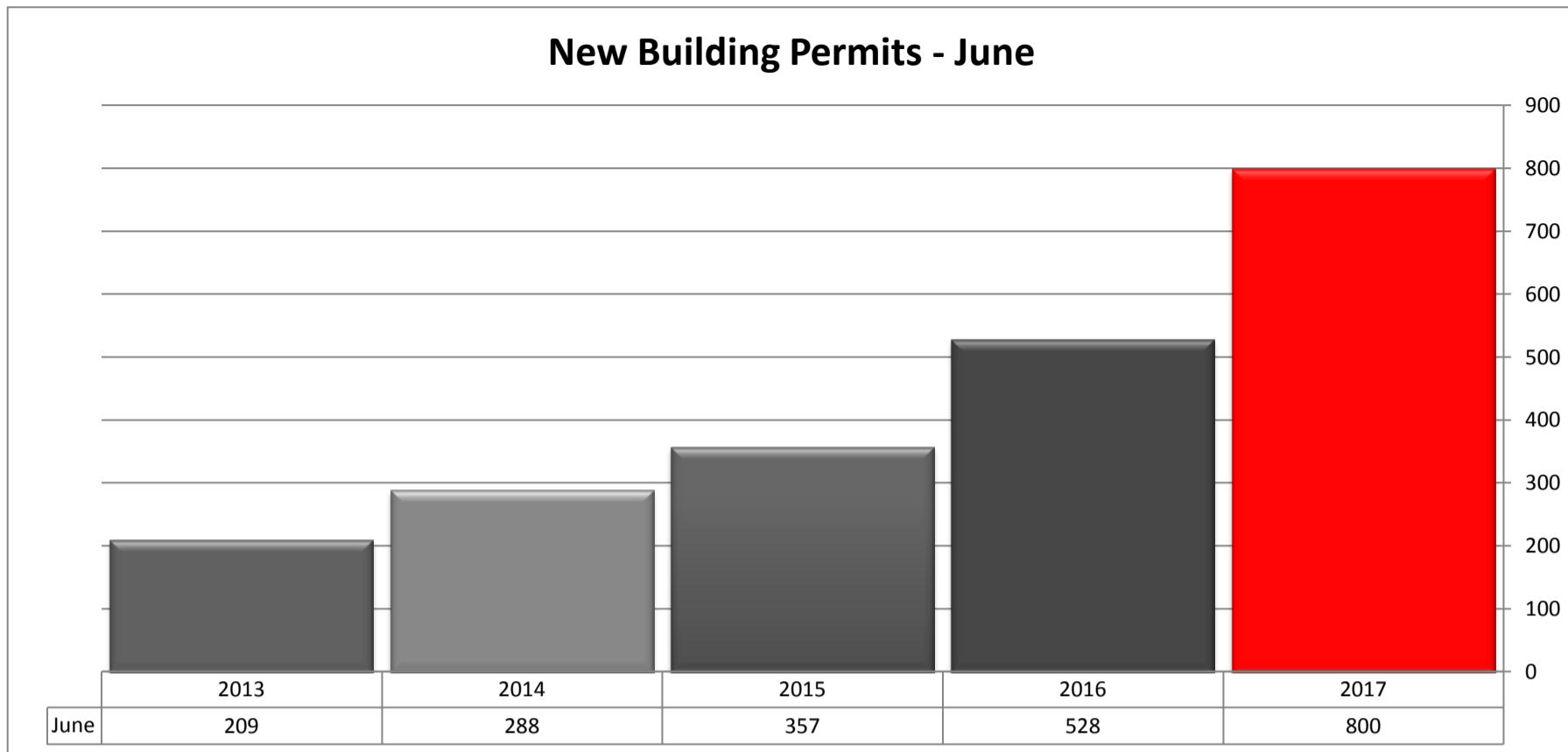
614	FIRE ALARM MODIFICATION INSP	3	49	
615	FIRE FUEL PUMP FIRE INSP		4	
616	FIRE ALARM CONN TO SPRINKLER	1	3	
617	FIRE WORKS DISPLAY OUTDOORS		2	
618	FIRE HOTEL INSP		4	
618B	FIRE MOTEL INSP		4	
619	FIRE HOSPITAL OR SIMILAR INSP	3	5	
620	FIRE SPRINKLER HYDRSTATIC TEST	38	157	
621	FIRE LPG TANK INSP		0	
622	FIRE MOBILE REFUEL INSP		0	
623	FIRE MONITORING GAS WELL INSP		0	
624	FIRE ALARM NEW INSTALL INSP	4	67	
625	FIRE NURSING HOME OR SIMILAR I	2	7	
627	FIRE PARADE FLOAT INSP		0	
628	FIRE PYROTECHNICS INDOOR		1	
629	FIRE PHYSICAL THERAPY		5	
629B	FIRE REHAB		1	
629C	FIRE CLINIC		6	
630	FIRE SPRINKLER MOD INSP		3	
631	FIRE SPRAY PAINT BOOTH INSP		1	
632	FIRE STORAGE TANK UNDER GRND	1	3	
632B	FIRE STORAGE TANK ABOVE GRND		9	
633	FIRE TENT PERMIT INSP		7	
634	FIRE USED CLOTHING INSP	2	5	
635	FIRE LINE UNDERGROUND HYDRO	12	63	
636	FIRE UNDR GRD TANK REMOVAL		2	
637	FIRE WAREHOUSE INSP	3	13	
638	FIRE FOSTER HOME INSPECTIONS	10	41	
639	FIRE HAUNTED HOUSE INSPECTION		0	
660	FIRE AUTOMATIC VENT HOOD SYS	10	52	
661	FIRE VISUAL UNDERGROUND 1	15	73	
662	FIRE VISUAL UNDERGROUND 2		0	
663	FIRE VISUAL SPKL OVERHEAD 1		179	
664	FIRE VISUAL SPKL OVERHEAD 2		0	
665	FIRE VISUAL SPKL OVERHEAD 3		0	
666	FIRE VISUAL FIRE ALARM 1	7	25	
667	FIRE VISUAL FIRE ALARM 2		1	
668	FIRE VISUAL FIRE ALARM 3		0	
669	FIRE AMUSEMENT CENTER	4	50	
670	FIRE CAREER DAY/DEMO		11	
671	FIRE YELLOW TAG INSPECTION		1	
672	FIRE RED TAG INSPECTION		5	
799	IRRIGATION FINAL		0	
899	IRRIGATION ROW FINAL		0	Building Dept
FISH	FIRE SAFETY HOUSE		0	Fire Dept
	<b>Totals</b>	<b>2650</b>	<b>14293</b>	

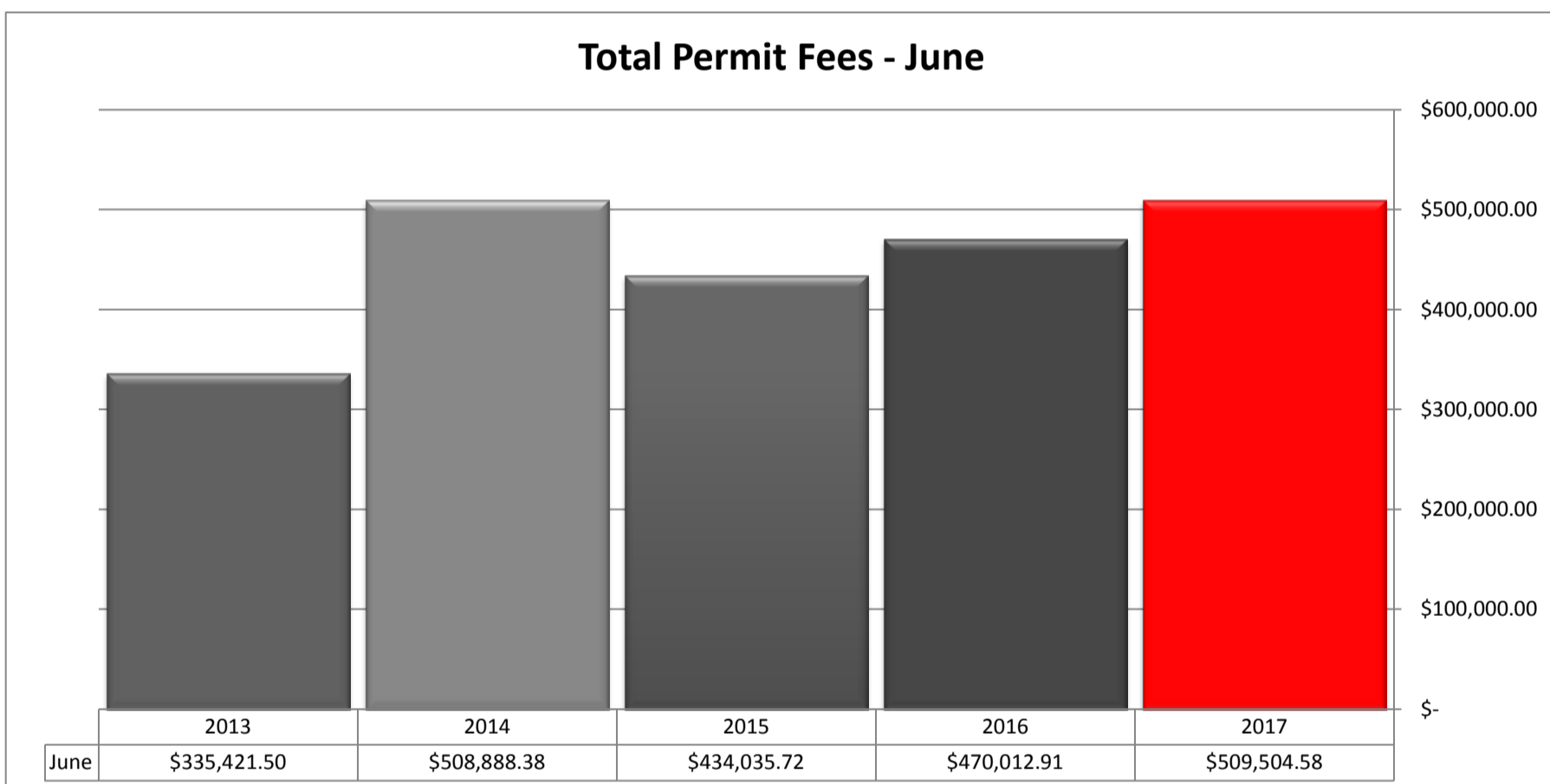
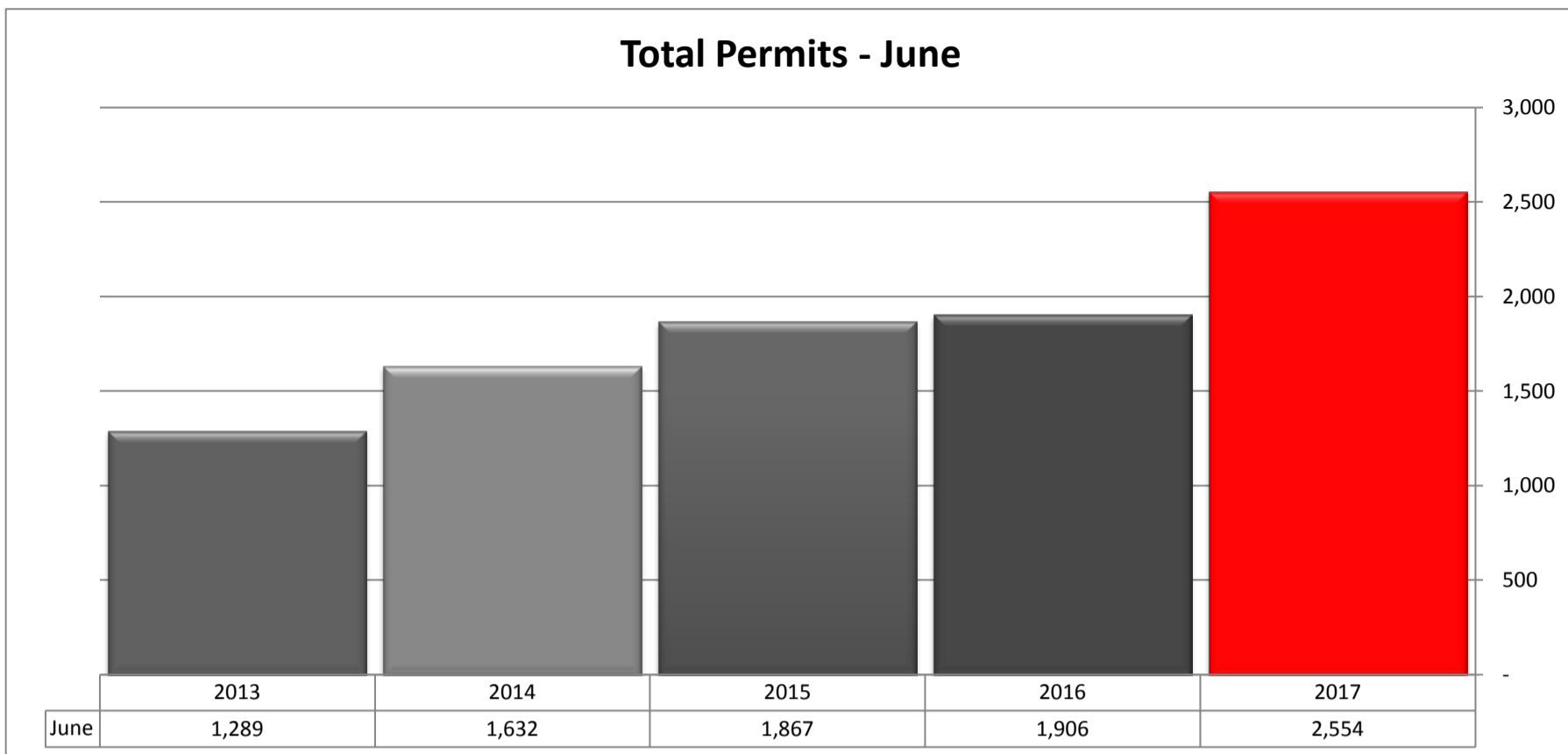
**Notes:**

This report is prepared by the Building Development Services Department using monthly building reports. For any questions or comments, please contact Andres Castañeda - 956.794.1625 - [acastaneda@ci.laredo.tx.us](mailto:acastaneda@ci.laredo.tx.us)

### Building Development Services Inspections

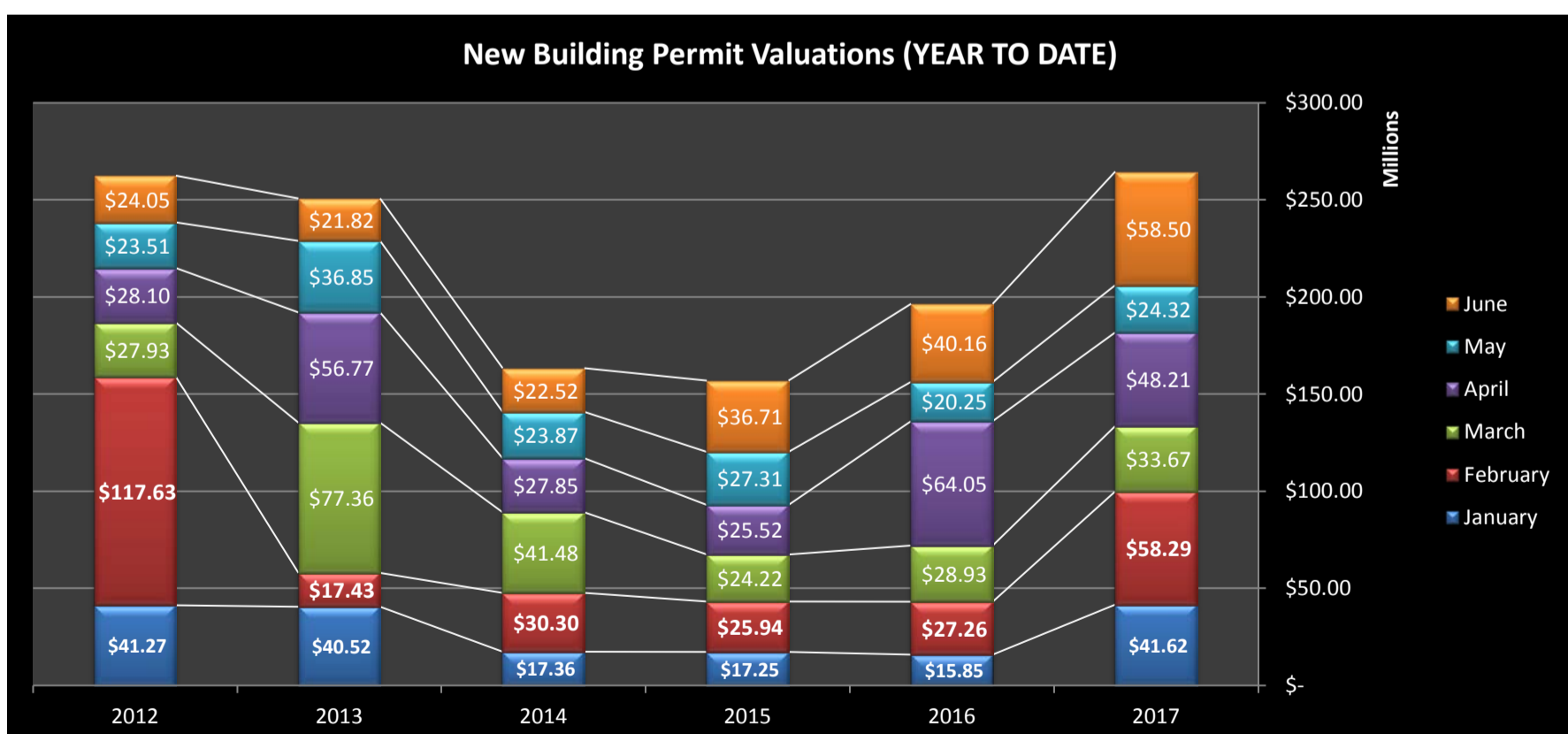
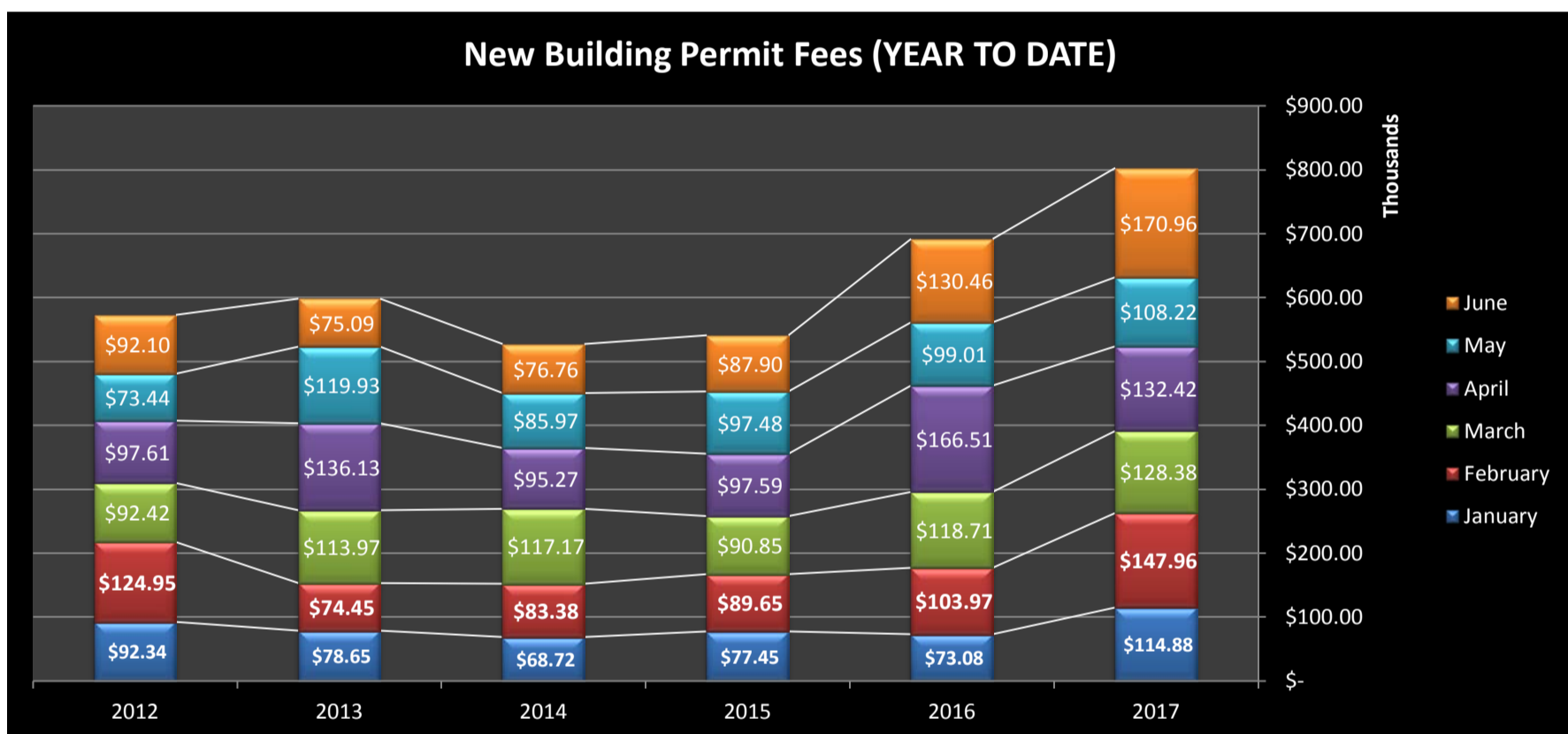
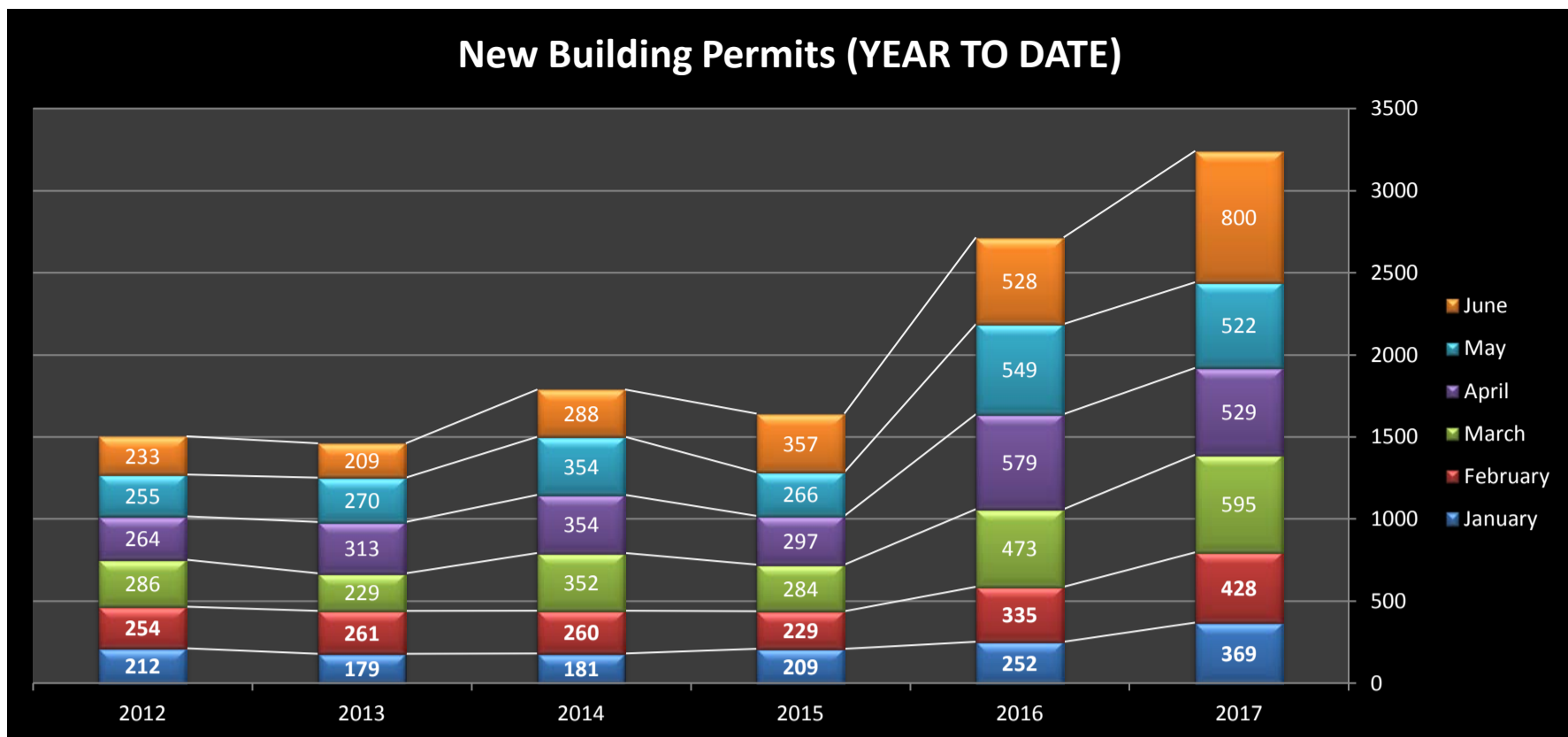




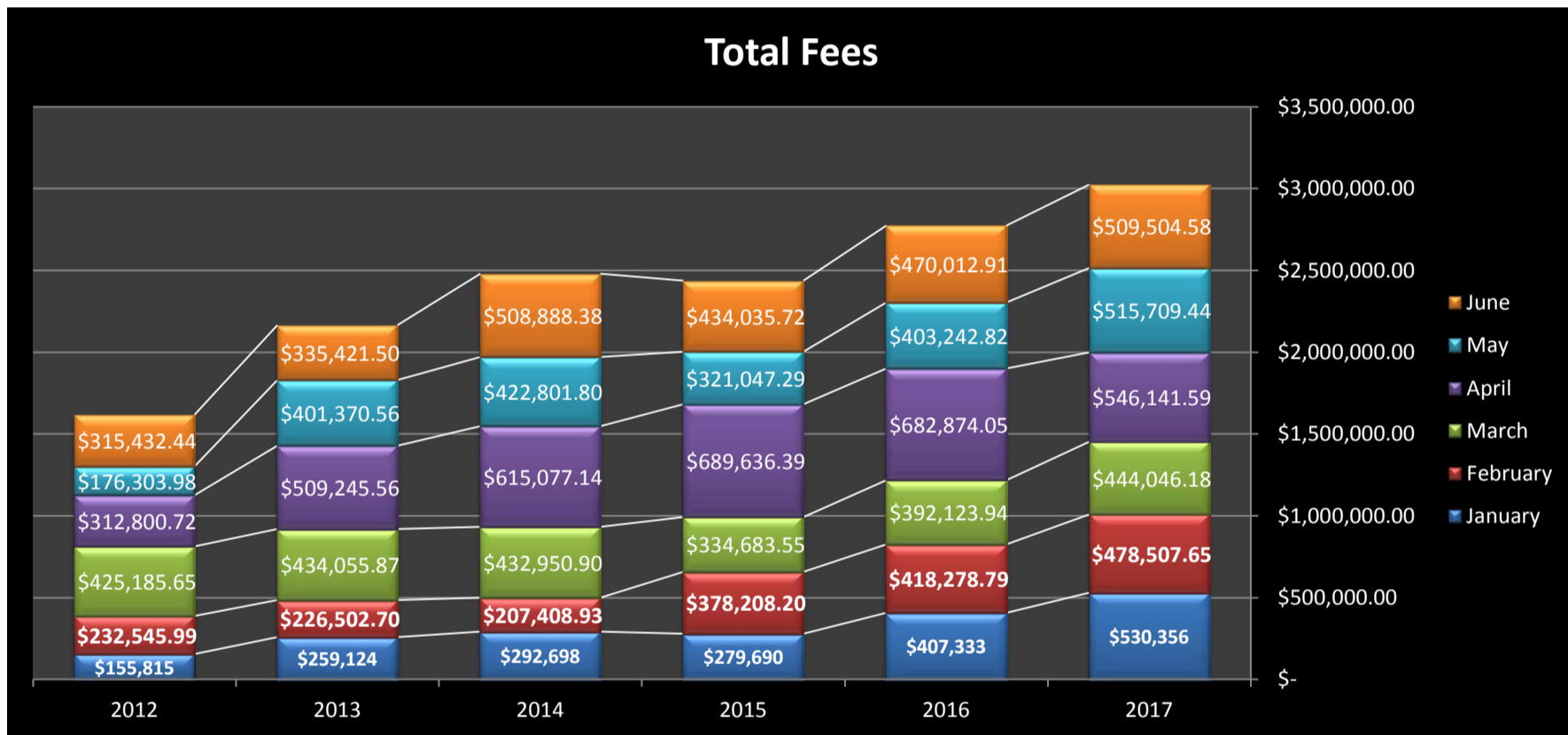
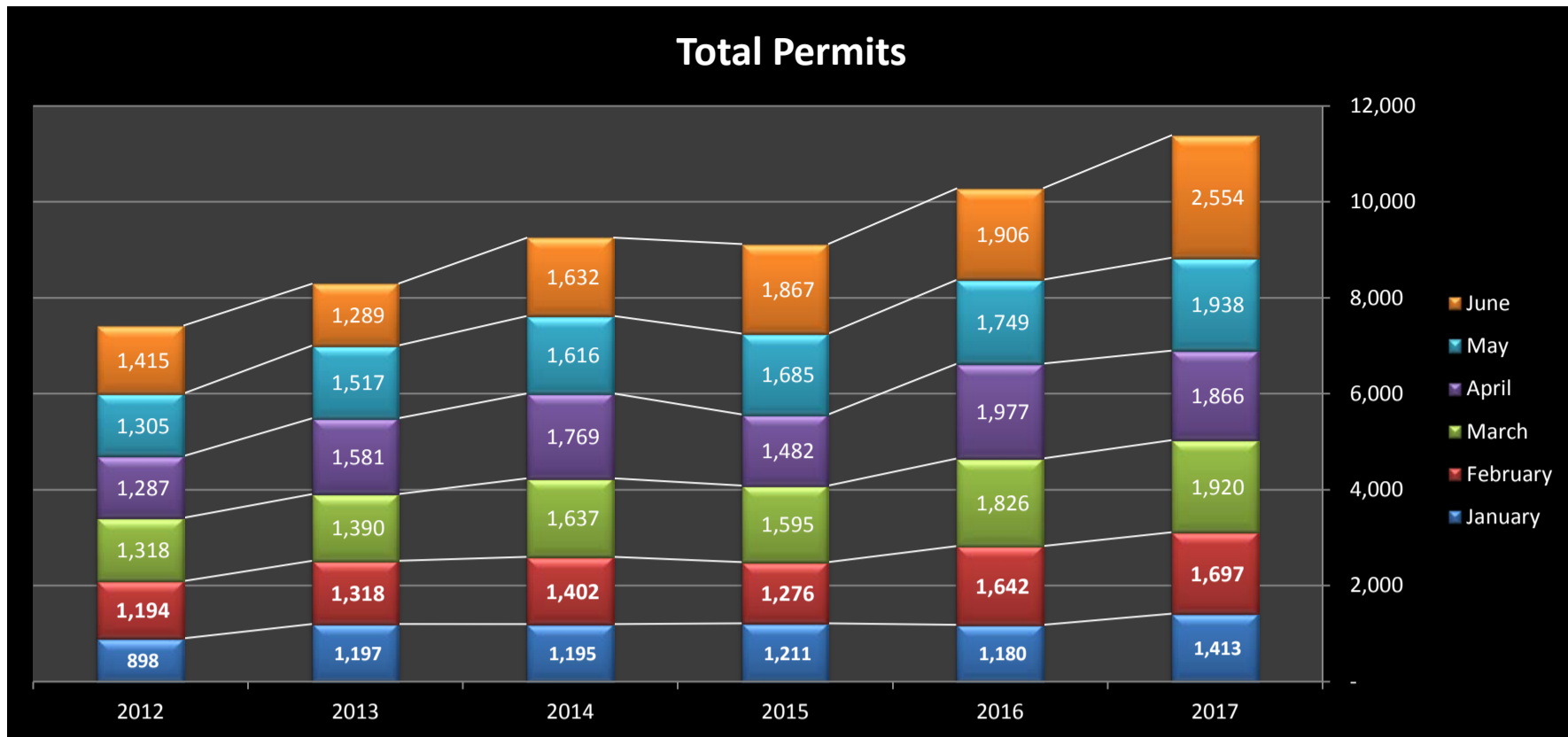


The permits listed here include all permits approved by the Building Development Services Department. Including all electrical, plumbing, mechanical, right of way, and various other types of permits.





City of Laredo  
 Building Development Services Department  
 Monthly Report for June 2017



The permits listed here include all permits approved by the Building Development Services Department. Including all electrical, plumbing, mechanical, right of way, and various other types of permits.