

City of Laredo  
Building Development Services Department  
Monthly Report for July 2017

Type	BUILDING PERMITS	Permits	Fee Collected	Valuation	Units	Bldgs
<b>HOUSEKEEPING BUILDING</b>						
101	*Single Family Detached	67	\$ 47,103.00	\$ 10,348,802	67	
102	*Single Family Attached					
103	*2 Family Building	2	\$ 1,515.00	\$ 344,203		
104	*3 and 4 Family Buildings					
105	*5 or More Family Buildings					
107	*Mobile Home Installation	4	\$ 200.00		4	
106	*Mobile Home REINSTALLATION	3	\$ 150.00			
	<b>Subtotal</b>	<b>76</b>	<b>\$ 48,968.00</b>	<b>\$ 10,693,005</b>	<b>71</b>	
<b>NEW RESIDENTIAL NON-HOUSEKEEPING BLDG</b>						
213	*Hotels, Motels & Tourist Cabins					
<b>NEW NON-RESIDENTIAL BUILDING</b>						
318	*Amusement, Social & Recreational	2	\$ 1,200.00	\$ 120,000		
319	*Church & Other Religious					
320	*Industrial/Warehouse	5	\$ 15,701.29	\$ 9,360,550		
321	*Prkg/Paving (Bldg & Open Decked)					
322	*Gas Stations & Repair Garages	1	\$ 52.50	\$ 5,900		
323	*Hospitals & Institutional					
324	*Office, Banks & Professional	9	\$ 2,884.50	\$ 496,501		
325	*Public Works & Utilities					
326	*Schools & Other Educational					
327	*Stores & Customer Services	3	\$ 1,870.50	\$ 433,000		
330	*Commercial-Shell Only					
331	*Restaurant	6	\$ 4,552.50	\$ 1,121,120		
	<b>Subtotal</b>	<b>26</b>	<b>\$ 26,261.29</b>	<b>\$ 11,537,071</b>		
<b>ADDITIONS, ALTERNATIONS &amp; CONVERSION</b>						
434	*Residential Porch, Carport, & Additions	37	\$ 4,252.09	\$ 726,645		
435	*Block Fence, Remodel, Reroof	404	\$ 20,640.00	\$ 2,324,862		
437	*Non Residential & Non Housekeeping	7	\$ 2,271.50	\$ 727,376		
438	*Adds of Resid. Storage, & Palapa	12	\$ 397.50	\$ 20,394		
439	*Swimming Pools Res. & Commercial	13	\$ 1,552.15	\$ 220,800		
440	*Remodeling Residential	11	\$ 1,479.00	\$ 289,964		
	<b>Subtotal</b>	<b>484</b>	<b>\$ 30,592.24</b>	<b>\$ 4,310,041</b>		
<b>BUILDING PERMITS</b>						
	July 2017	586	\$ 105,821.53	\$ 26,540,117		
	July 2016	457	\$ 148,834.51	\$ 69,423,605.00		
	Increase or Decrease	<b>129</b>	<b>\$ (43,012.98)</b>	<b>\$ (42,883,488)</b>		
	Jan. 1, 2017 to July 30, 2017	3829	\$ 908,635.06	\$ 291,149,763		
	Jan. 1, 2016 to July 30, 2016	3173	\$ 840,573.86	\$ 265,933,054		
	Increase of Decrease	<b>656</b>	<b>\$ 68,061.20</b>	<b>\$ 25,216,709</b>		

City of Laredo  
 Building Development Services Department  
 Monthly Report for July 2017

**CONCRETE DRIVEWAY & STREET CUTS**

500	*Driveway & Sidewalks/Residential	122	\$	6,550.00
501	*Driveway & Sidewalks/Commercial	5	\$	1,150.00
502	*Irrigation Residential	7	\$	350.00
503	*Irrigation Commercial	4	\$	1,000.00
511	*Street Cuts & Excavation R.O.W.	22	\$	6,750.00
504	*Wastewater in R.O.W.	9		
505	*Water distribution in R.O.W.	58		
506	*AEP in R.O.W.	20		
507	*AT&T in R.O.W.	11		
508	*Time Warner in R.O.W.	1		
510	*Reliant Energy / Centerpoint	2		
512	*Utilities in R.O.W.	1	\$	250.00
	<b>Subtotal</b>	<b>262</b>	<b>\$</b>	<b>16,050.00</b>

**DEMOLITIONS AND RAZING OF BUILDINGS**

645	*Single Family House (Atch/Detach)	12	\$	600.00
646	*2 Family Building			
647	*3 & 4 Family Buildings			
648	*5 or More Family Building			
649	*All Other Building and Structures	13	\$	2,490.00
	<b>Subtotal</b>	<b>25</b>	<b>\$</b>	<b>3,090.00</b>

**ELECTRICAL PERMITS**

700	*Temporary Poles	10	\$	580.00
701	*Residential Permits	148	\$	17,241.00
702	*Commercial Permits	84	\$	11,079.00
703	*Reconnection Permits	1	\$	25.00
704	*H-Frame			
705	*Meter Upgrade	3	\$	338.00
	<b>Subtotal</b>	<b>246</b>	<b>\$</b>	<b>29,263.00</b>

**PLUMBING PERMITS**

800	*Residential Plumbing	109	\$	14,417.00
801	*Commercial Plumbing	80	\$	9,578.00
802	*Natural Gas			
803	*Medical Gas			
804	*Irrigation Residential	34	\$	2,522.00
805	*Irrigation Commercial	12	\$	1,176.00
	<b>Subtotal</b>	<b>235</b>	<b>\$</b>	<b>27,693.00</b>

**MECHANICAL PERMITS**

900	*Residential Permits	99	\$	10,588.00
901	*Commercial Permits	33	\$	9,872.00
902	*Change Out Permits	14	\$	1,620.00
	<b>Subtotal</b>	<b>146</b>	<b>\$</b>	<b>22,080.00</b>

City of Laredo  
Building Development Services Department  
Monthly Report for July 2017

**OTHERS PERMITS**

960	*Amusement Arcades Permits	7	\$	92,400.00	MACHINES	168
	*Parking Lots	2	\$	856.50		
328	*Signs	52	\$	6,085.86		
329	*Portable Buildings					
332	*Towers	5	\$	520.50		
980	*Vendors Permits					
	*CO Inspections					
915	*New Business Permits	43	\$	2,150.00		
985	Garage Sale Permits	502	\$	7,590.00		

**Subtotal** **611** **\$** **109,602.86**

**Total Permits and Fees** **2,111** **\$** **313,600.39** **\$** **(53,206.22)** **177**

2016 July Total Permits and Fees 1,934 \$ 366,806.61

**Certificates of Occupancy**

Amusement (New)

Residential

MultiFamily

Business

Replacement\*

\*includes: Amusement Renewals, Business Replacement

**LARGE PERMITS**

	<u>Description</u>	<u>Valuation</u>	<u>Permit Type/ Number</u>	<u>Units</u>
PRJ	Warehouse/ MEXUS	\$ 5,000,000.00	320 - Industrial/ Warehouse	
ADD	1214 Beltway Parkway		17-7677	
OW			7/21/2017	
PRJ	Warehouse	\$ 2,731,050.00	320 - Industrial/ Warehouse	
ADD	4018 Quivira Dr		17-8695	
OW	Anchor Logistics		7/31/2017	
PRJ	Repair to Damaged Warehouse	\$ 1,000,000.00	320 - Industrial/ Warehouse	
ADD	8510 Bob Bullock Loop		17-9752	
OW	Altair Filter Technology		7/18/2017	
PRJ	Peter Piper Pizza Renovation	\$ 545,620.00	331 - Restaurant	
ADD	4600 San Dario Ave		17-9484	
OW	Pizza Properties, Inc		7/24/2017	
PRJ				
ADD				
OW				

City of Laredo  
 Building Development Services Department  
 Monthly Report for July 2017

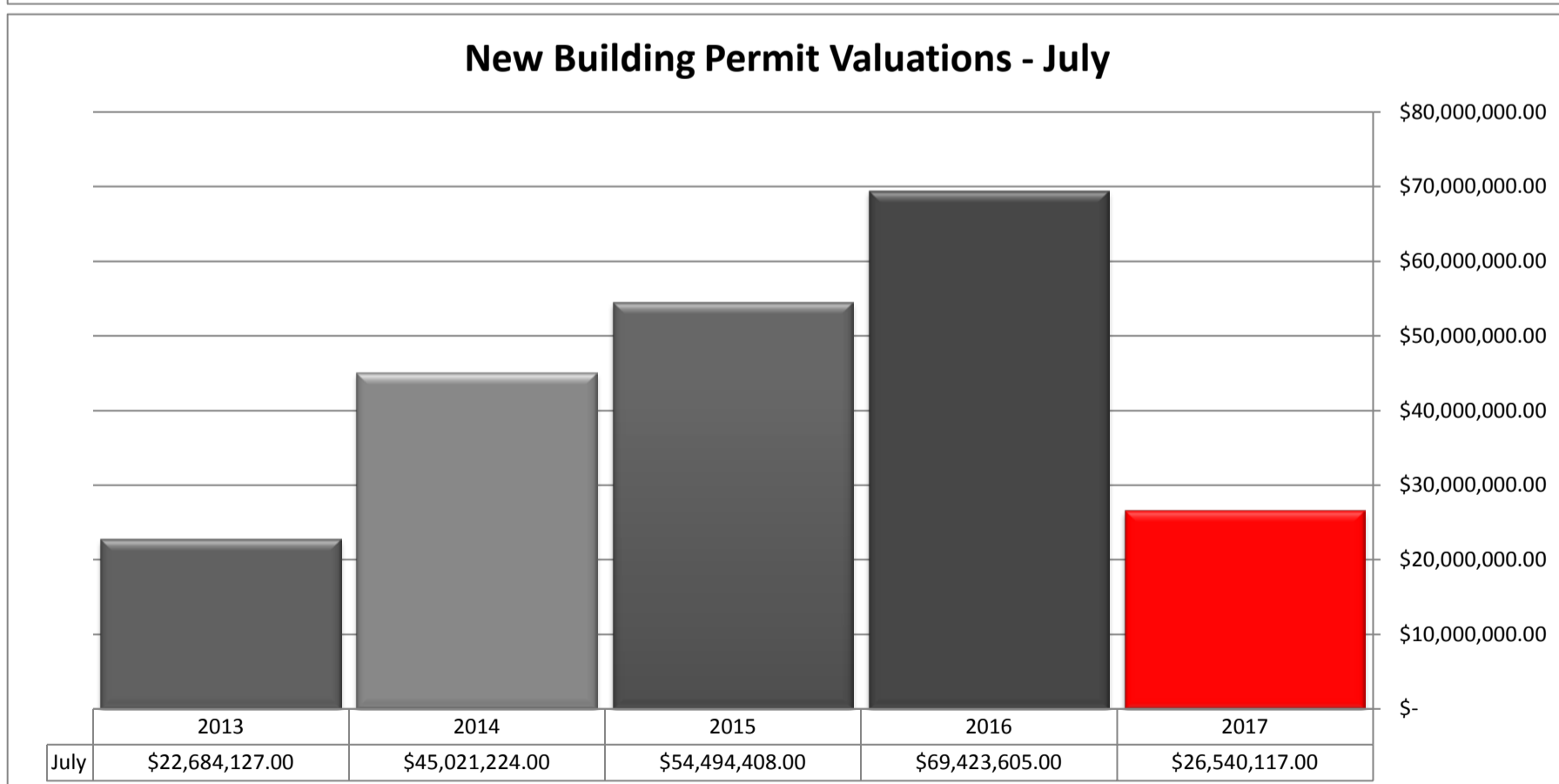
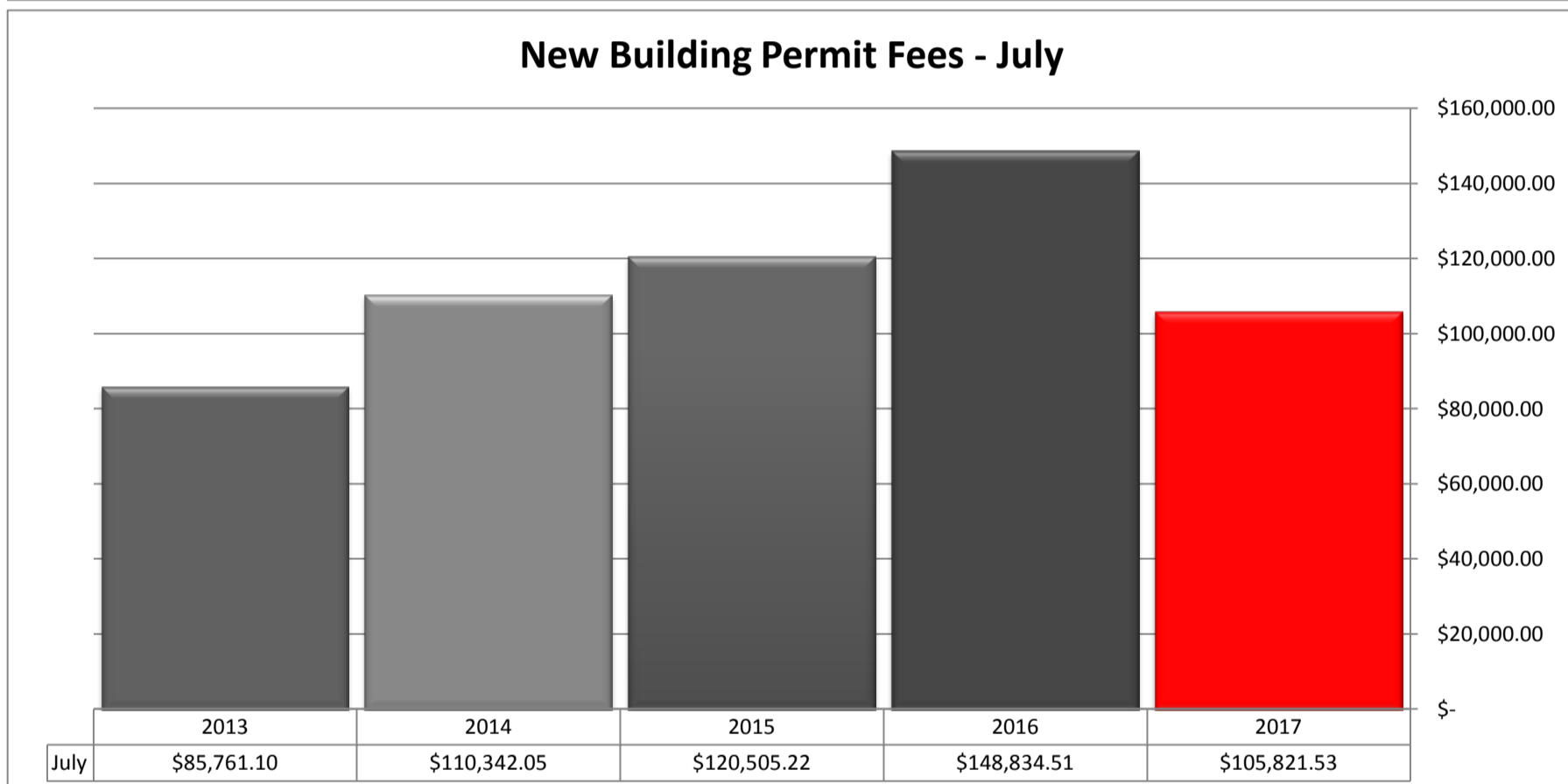
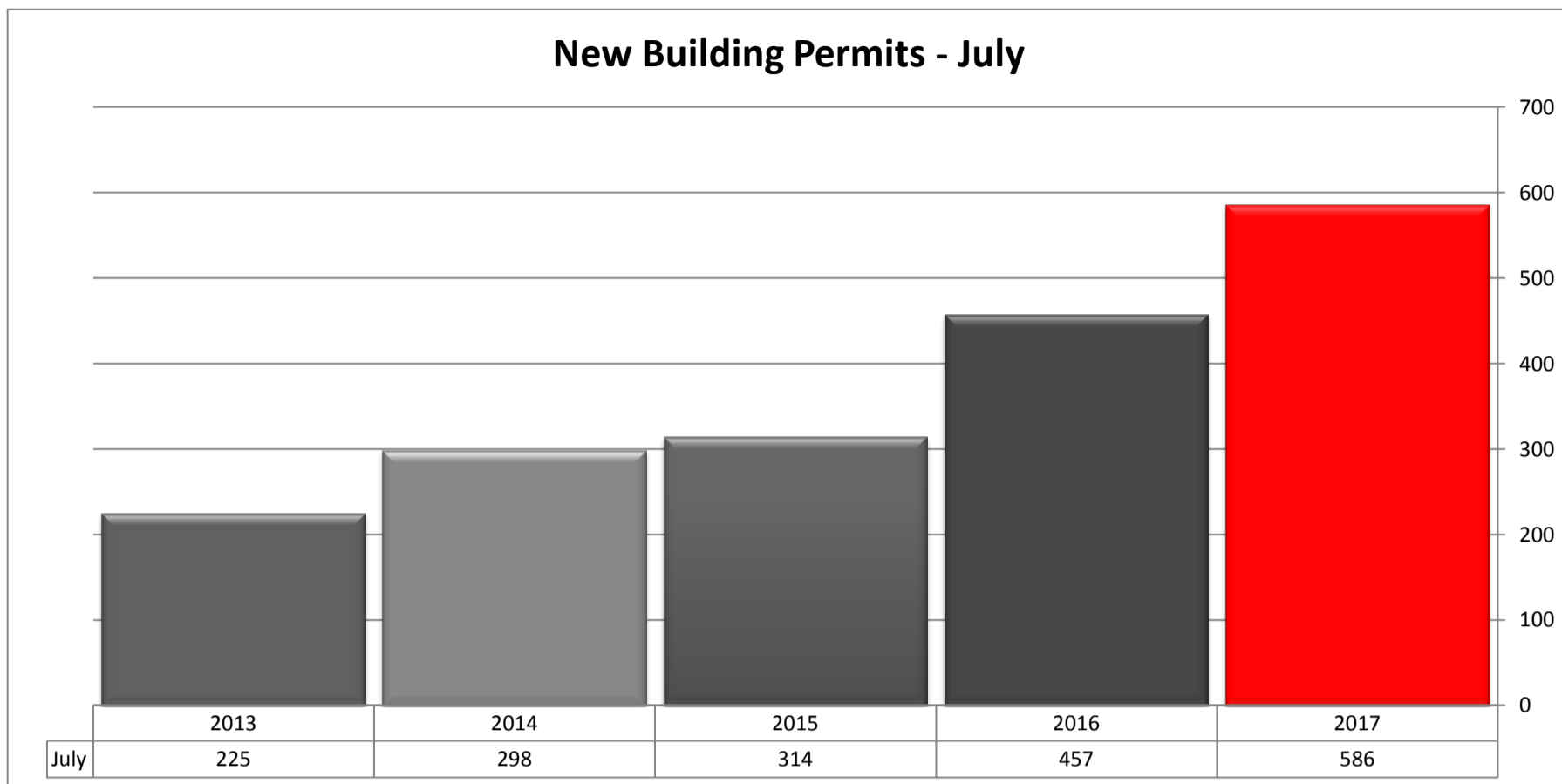
		<b>INSPECTIONS</b>			
		<b>July</b>	<b>Year to Date</b>		
100	FOUNDATION	135	1068		
101	FRAMING	172	1143		
102	CERTIFICATE OF OCCUPANCY		0		
104	BUILDING FINAL	171	1284		
105	FOOTING		0		
106	INVESTIGATION INSPECTION	10	113		
107	POOL REINFORCING INSPECTION	5	31		
108	POOL FENCE		0		
109	ROOF IN PROGRESS		0		
110	ROOF FINAL		0		
111	MH-TIE DOWN		0		
112	MH- SKIRTING		0		
113	MH-DECK		0		
114	INSULATION	119	737	Building	612
200	T-POLE	11	112		
201	EL RES. ROUGH-IN	107	713		
202	EL H-FRAME	78	571		
203	EL COMM WALL ROUGH-IN	16	131		
204	EL COMM CEILING ROUGH-IN	10	132		
205	EL COMM ROUGH-IN	16	150		
206	EL PROVISIONAL	12	68		
207	EL FINAL	158	1405		
208	EL RECONNECT	5	54	Electrical	413
300	PL COVER	93	756		
301	PL COPPER	2	21		
302	PL ROUGH-IN	125	846		
303	PL CSI & FINAL	102	863		
304	PL CSI		0		
305	PL GAS ROUGH IN	36	147		
306	PL GAS FINAL	32	146	Plumbing	390
400	ML ROUGH -IN	159	1093		
401	ML FINAL	126	1008	Mechanical	285
500	SC DRIVEWAY & SIDEWALK	138	825		
501	SC STREET CUT	2	6	ROW	140
550	PZ FLOOD ELEVATION		0		
551	PZ-PLATTING		0		
600	FIRE INSPECTION	159	1795		
601	FIRE RE-INSPECTION 2ND VISIT		0		
602	FIRE AFTER HR INSPECTION		0		
603	FIRE AIRPORT INSP		0		
604	FIRE ALARM PANEL REPLACEMENT		3		
605	FIRE CONTROL BURNING INSP		1		
606	FIRE BEER & WINE INSP	5	37		
607	FIRE CHURCH INSPECTION		0		
608	FIRE DAYCARE OR SIMILAR INSP	9	95		
609	FIRE DETENTION	2	4		
609B	FIRE CORRECTIONAL		3		
610	FIRE EXPLOSIVE TRANSPORT	11	71		
610B	FIRE RADIATION TRANSPORT	1	1		
611	FIRE FOOD BOOTH INSP	6	34		
612	FIRE DRILLS COMMERCIAL INSP		0		
613	FIRE FUEL LN PRESSURE TEST INS	1	1		

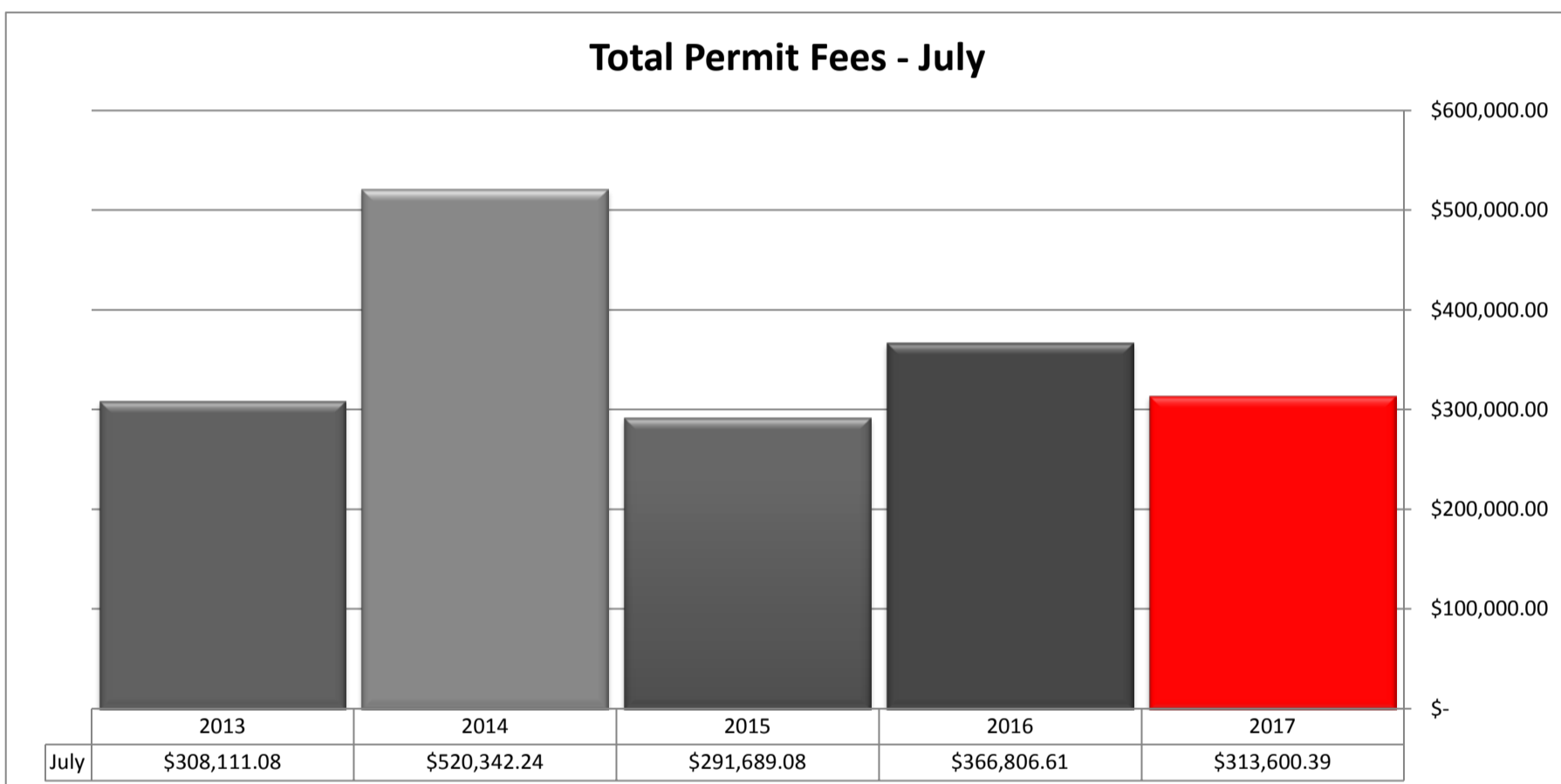
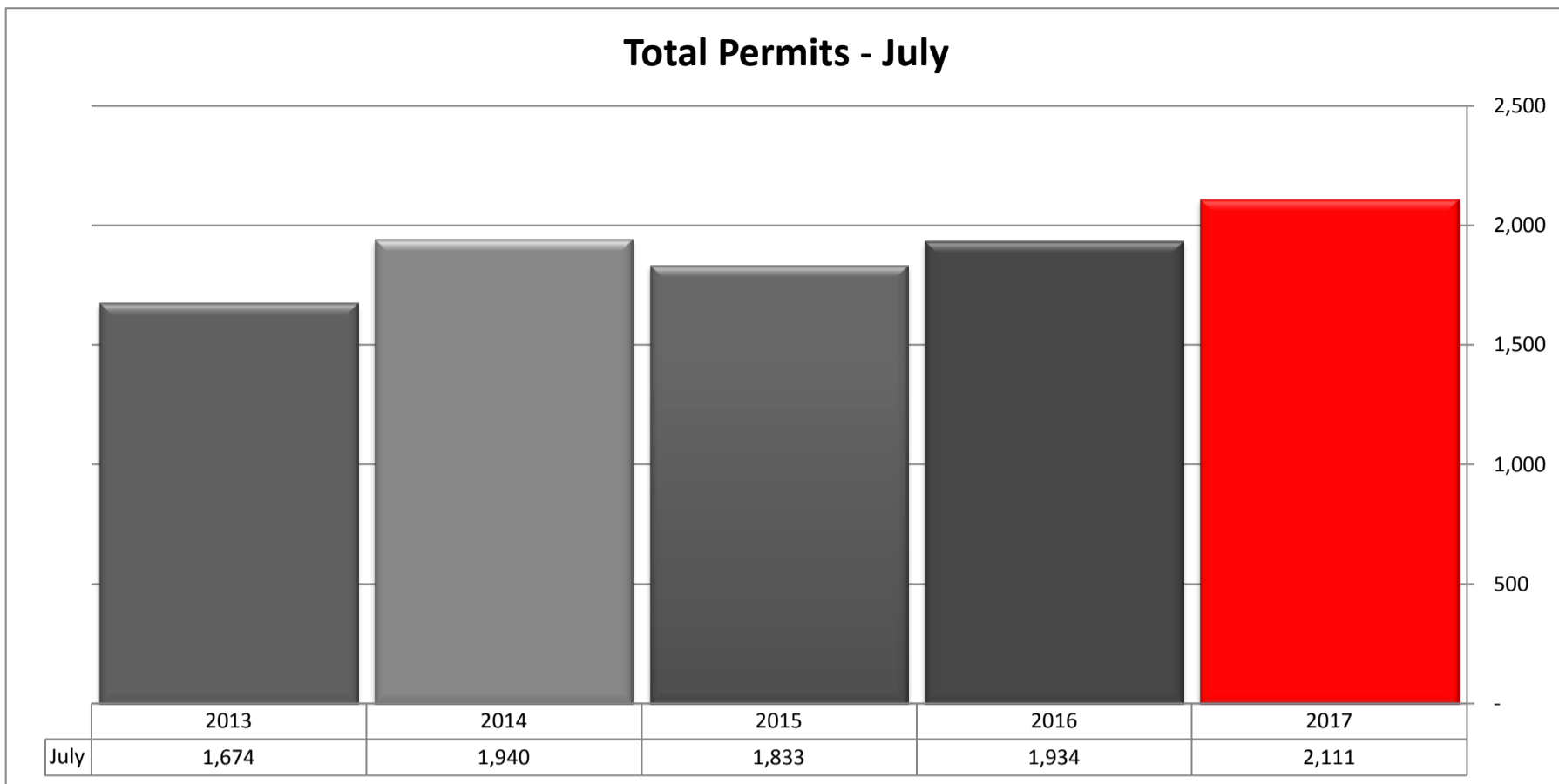
City of Laredo  
Building Development Services Department  
Monthly Report for July 2017

614	FIRE ALARM MODIFICATION INSP	9	58		
615	FIRE FUEL PUMP FIRE INSP		4		
616	FIRE ALARM CONN TO SPRINKLER		3		
617	FIRE WORKS DISPLAY OUTDOORS	3	5		
618	FIRE HOTEL INSP		4		
618B	FIRE MOTEL INSP		4		
619	FIRE HOSPITAL OR SIMILAR INSP	3	8		
620	FIRE SPRINKLER HYDRSTATIC TEST	18	175		
621	FIRE LPG TANK INSP		0		
622	FIRE MOBILE REFUEL INSP		0		
623	FIRE MONITORING GAS WELL INSP		0		
624	FIRE ALARM NEW INSTALL INSP	7	74		
625	FIRE NURSING HOME OR SIMILAR I		7		
627	FIRE PARADE FLOAT INSP		0		
628	FIRE PYROTECHNICS INDOOR	1	2		
629	FIRE PHYSICAL THERAPY		5		
629B	FIRE REHAB		1		
629C	FIRE CLINIC	2	8		
630	FIRE SPRINKLER MOD INSP	2	5		
631	FIRE SPRAY PAINT BOOTH INSP		1		
632	FIRE STORAGE TANK UNDER GRND		3		
632B	FIRE STORAGE TANK ABOVE GRND		9		
633	FIRE TENT PERMIT INSP		7		
634	FIRE USED CLOTHING INSP		5		
635	FIRE LINE UNDERGROUND HYDRO	13	76		
636	FIRE UNDR GRD TANK REMOVAL		2		
637	FIRE WAREHOUSE INSP		13		
638	FIRE FOSTER HOME INSPECTIONS	4	45		
639	FIRE HAUNTED HOUSE INSPECTION		0		
660	FIRE AUTOMATIC VENT HOOD SYS	2	54		
661	FIRE VISUAL UNDERGROUND 1	8	81		
662	FIRE VISUAL UNDERGROUND 2		0		
663	FIRE VISUAL SPKL OVERHEAD 1	28	207		
664	FIRE VISUAL SPKL OVERHEAD 2		0		
665	FIRE VISUAL SPKL OVERHEAD 3		0		
666	FIRE VISUAL FIRE ALARM 1	4	29		
667	FIRE VISUAL FIRE ALARM 2		1		
668	FIRE VISUAL FIRE ALARM 3		0		
669	FIRE AMUSEMENT CENTER	7	57		
670	FIRE CAREER DAY/DEMO	1	12		
671	FIRE YELLOW TAG INSPECTION	1	2		
672	FIRE RED TAG INSPECTION		5		
799	IRRIGATION FINAL		0		
899	IRRIGATION ROW FINAL		0	Building Dept	1,840
FISH	FIRE SAFETY HOUSE		0	Fire Dept	307
	<b>Totals</b>	<b>2147</b>	<b>16440</b>		

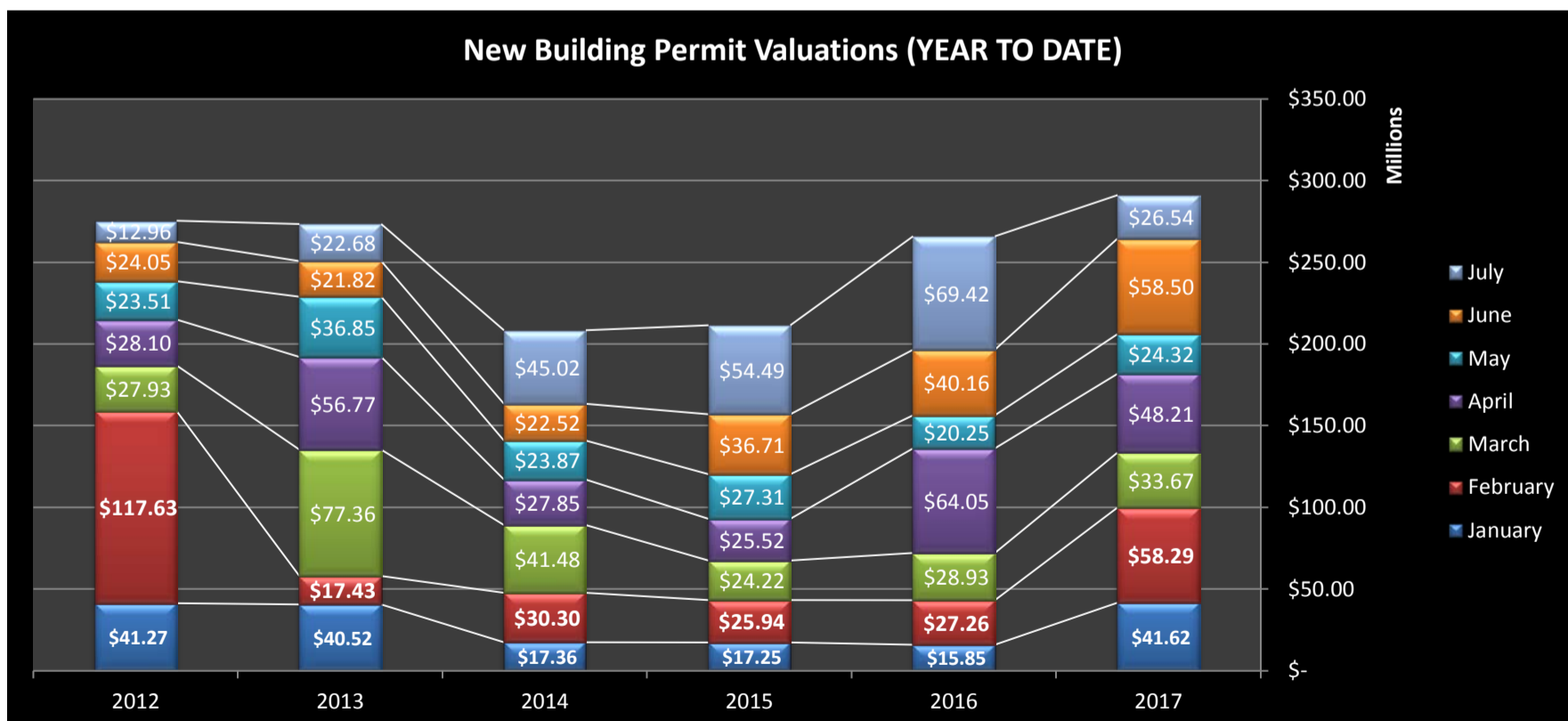
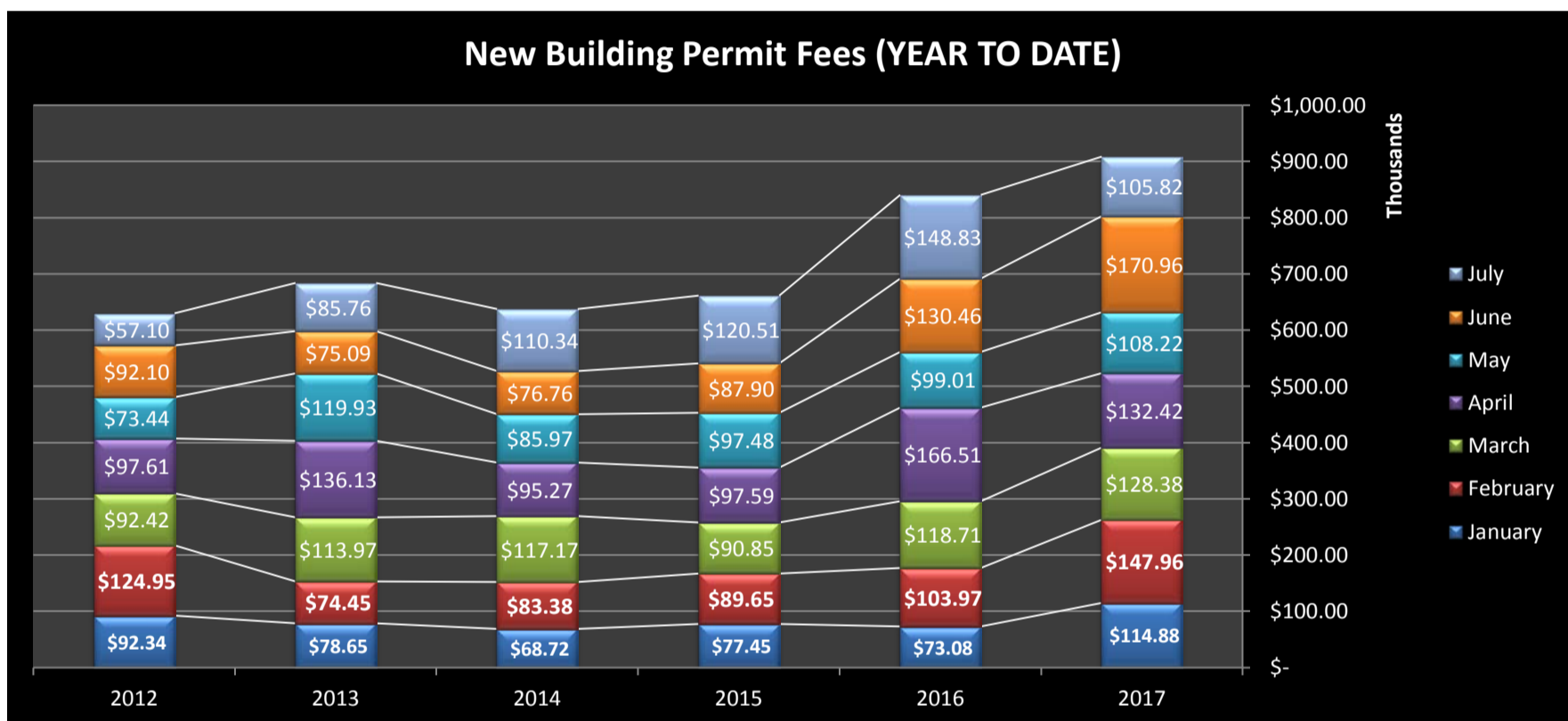
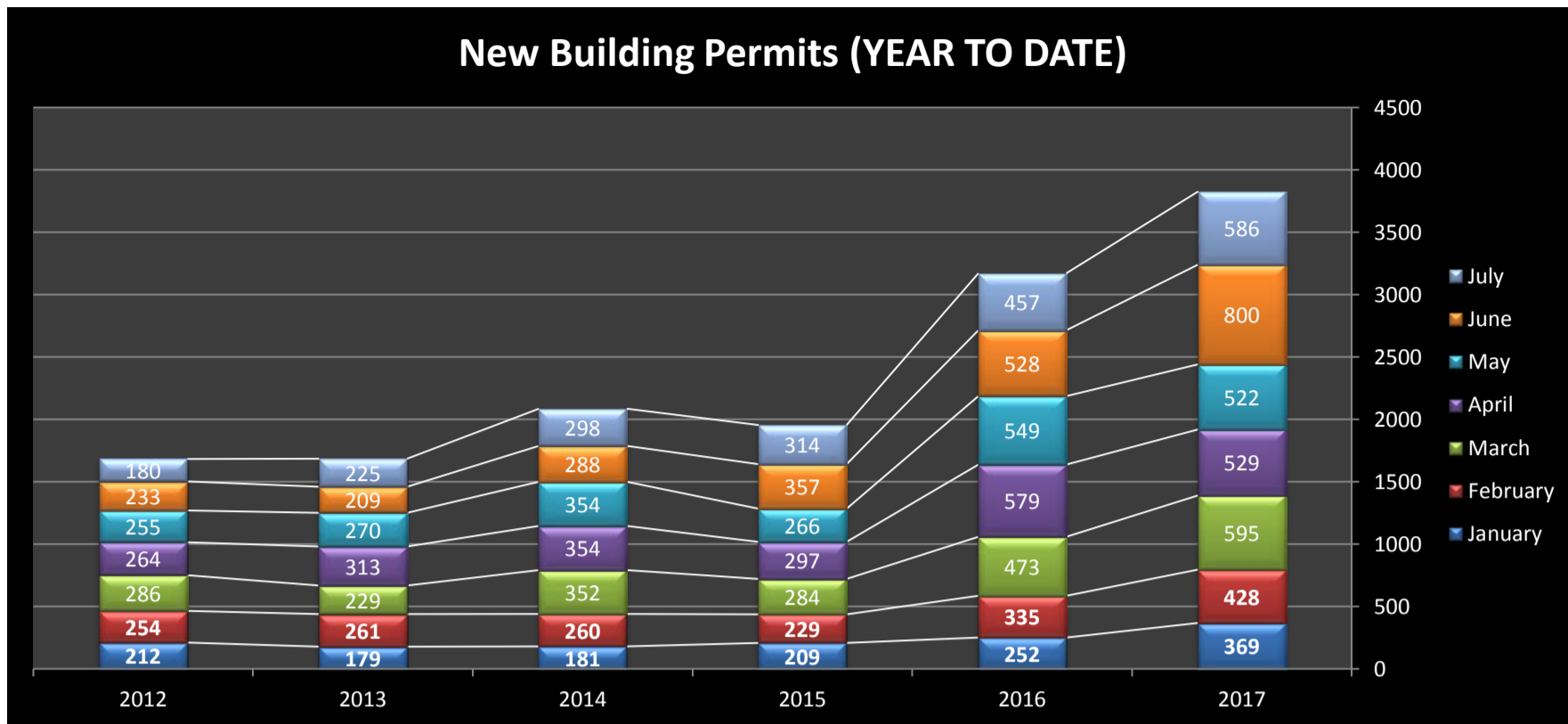
**Notes:**

This report is prepared by the Building Development Services Department using monthly building reports. For any questions or comments, please contact Andres Castañeda - 956.794.1625 - acastaneda@ci.laredo.tx.us



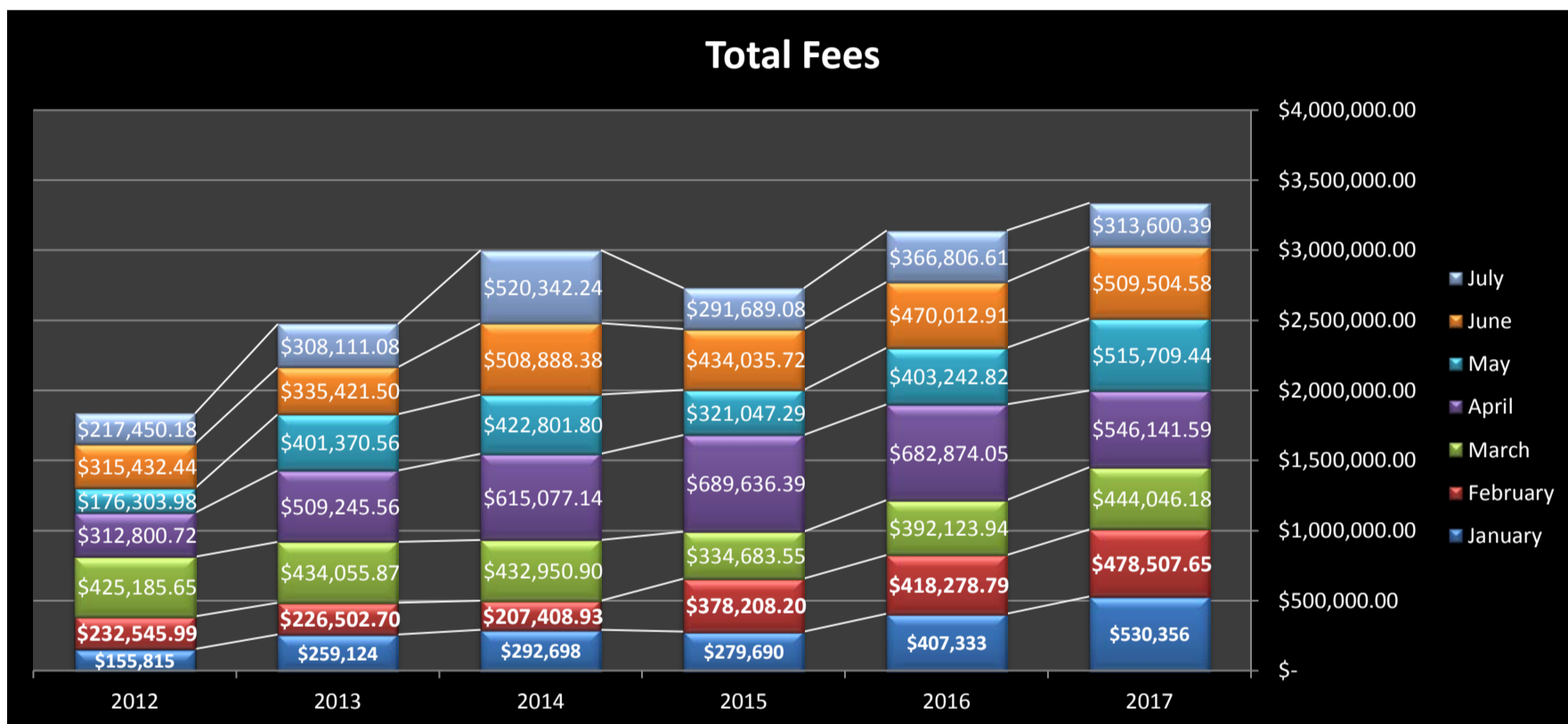
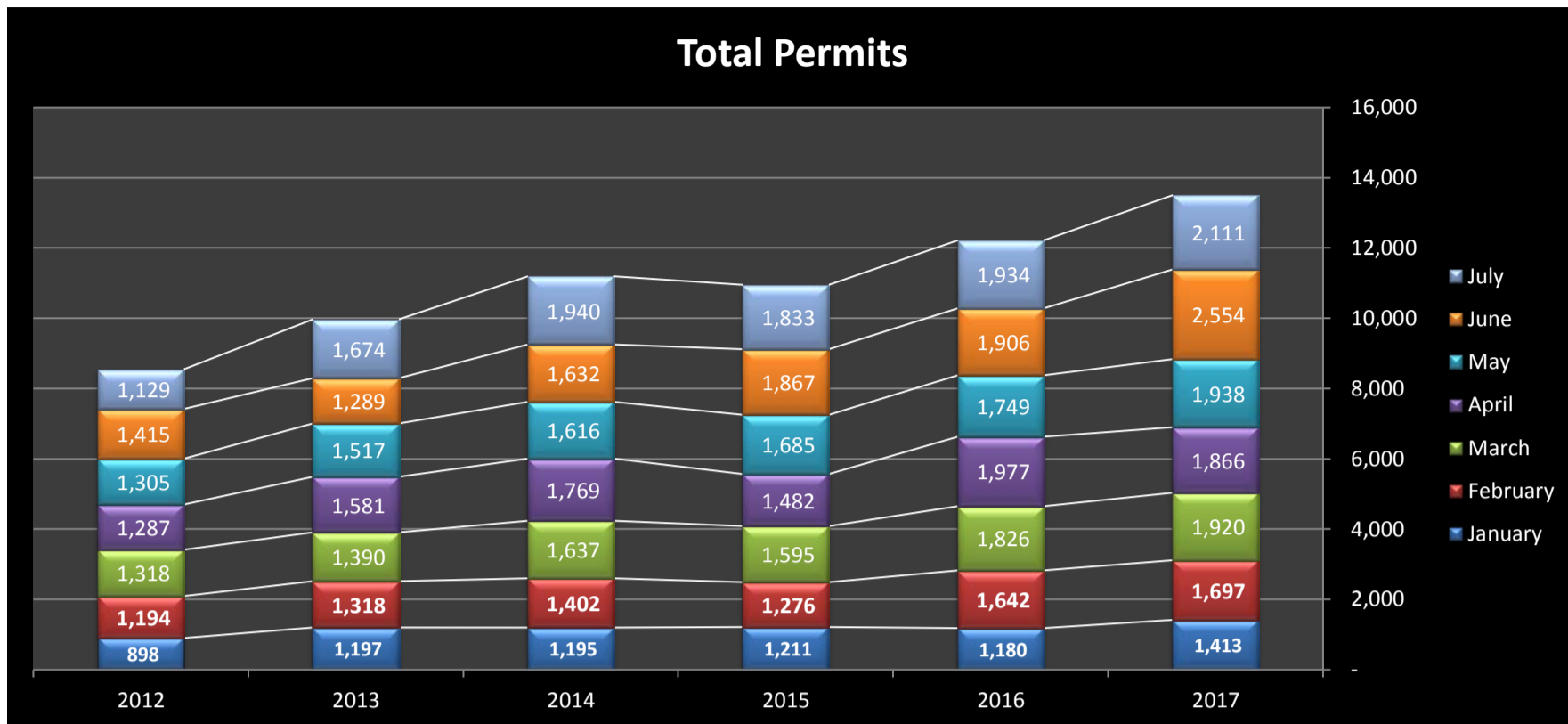


The permits listed here include all permits approved by the Building Development Services Department. Including all electrical, plumbing, mechanical, right of way, and various other types of permits.





City of Laredo  
 Building Development Services Department  
 Monthly Report for July 2017



The permits listed here include all permits approved by the Building Development Services Department. Including all electrical, plumbing, mechanical, right of way, and various other types of permits.

### Building Development Services Inspections

