

City of Laredo
Building Development Services Department
Monthly Report for August 2016

Type	BUILDING PERMITS	Permits	Fee Collected	Valuation	Units	Bldgs
HOUSEKEEPING BUILDING						
101	*Single Family Detached	92	\$ 58,728.00	\$ 12,149,672	92	
102	*Single Family Attached	1	\$ 100.50	\$ 13,800		
103	*2 Family Building	1	\$ 738.00	\$ 165,686		
104	*3 and 4 Family Buildings					
105	*5 or More Family Buildings	3	\$ 9,120.00	\$ 2,460,000	40	2
107	*Mobile Home Installation	1	\$ 50.00		1	
106	*Mobile Home REINSTALLATION	7	\$ 350.00			
	Subtotal	105	\$ 69,086.50	\$ 14,789,158	133	
NEW RESIDENTIAL NON-HOUSEKEEPING BLDG						
213	*Hotels, Motels & Tourist Cabins					
NEW NON-RESIDENTIAL BUILDING						
318	*Amusement, Social & Recreational	1	\$ 441.00	\$ 77,440		
319	*Church & Other Religious					
320	*Industrial/Warehouse	2	\$ 7,120.50	\$ 2,958,000		
321	*Prkg/Paving (Bldg & Open Decked)					
322	*Gas Stations & Repair Garages					
323	*Hospitals & Institutional					
324	*Office, Banks & Professional	9	\$ 4,082.12	\$ 834,546		
325	*Public Works & Utilities					
326	*Schools & Other Educational					
327	*Stores & Customer Services	3	\$ 2,287.50	\$ 577,000		
330	*Commercial-Shell Only	1	\$ 666.00	\$ 141,883		
331	*Restaurant	7	\$ 8,315.70	\$ 2,404,191		
	Subtotal	23	\$ 22,912.82	\$ 6,993,060		
ADDITIONS, ALTERNATIONS & CONVERSION						
434	*Residential Porch, Carport, & Additions	50	\$ 5,217.00	\$ 812,877		
435	*Block Fence, Remodel, Reroof	348	\$ 21,546.69	\$ 2,642,412		
437	*Non Residential & Non Housekeeping	9	\$ 472.50	\$ 44,182		
438	*Adds of Resid. Storage, & Palapa	9	\$ 533.00	\$ 51,711		
439	*Swimming Pools Res. & Commercial	20	\$ 1,999.50	\$ 279,500		
440	*Remodeling Residential	10	\$ 953.50	\$ 205,687		
	Subtotal	446	\$ 30,722.19	\$ 4,036,369		
BUILDING PERMITS						
	August 2017	574	\$ 122,721.51	\$ 25,818,587		
	August 2016	523	\$ 153,130.36	\$ 56,792,711.00		
	Increase or Decrease	51	\$ (30,408.85)	\$ (30,974,124)		
	Jan. 1, 2017 to Aug 31, 2017	4403	\$ 1,031,356.57	\$ 316,968,350.00		
	Jan. 1, 2016 to Aug 31, 2016	3696	\$ 993,704.22	\$ 322,725,765.00		
	Increase of Decrease	707	\$ 37,652.35	\$ (5,757,415.00)		

City of Laredo
 Building Development Services Department
 Monthly Report for August 2016

CONCRETE DRIVEWAY & STREET CUTS			
500	*Driveway & Sidewalks/Residential	88	\$ 4,450.00
501	*Driveway & Sidewalks/Commercial	12	\$ 3,350.00
502	*Irrigation Residential	7	\$ 350.00
503	*Irrigation Commercial		
511	*Street Cuts & Excavation R.O.W.	14	\$ 5,150.00
504	*Wastewater in R.O.W.	12	
505	*Water distribution in R.O.W.	54	
506	*AEP in R.O.W.	10	
507	*AT&T in R.O.W.	5	
508	*Time Warner in R.O.W.		
510	*Reliant Energy / Centerpoint		
512	*Utilities in R.O.W.		
	Subtotal	202	\$ 13,300.00
DEMOLITIONS AND RAZING OF BUILDINGS			
645	*Single Family House (Atch/Detach)	11	\$ 500.00
646	*2 Family Building		
647	*3 & 4 Family Buildings		
648	*5 or More Family Building		
649	*All Other Building and Structures	8	\$ 400.00
	Subtotal	19	\$ 900.00
ELECTRICAL PERMITS			
700	*Temporary Poles	14	\$ 813.00
701	*Residential Permits	130	\$ 15,049.50
702	*Commercial Permits	73	\$ 7,859.00
703	*Reconnection Permits	3	\$ 75.00
704	*H-Frame		
705	*Meter Upgrade	4	\$ 237.00
	Subtotal	224	\$ 24,033.50
PLUMBING PERMITS			
800	*Residential Plumbing	137	\$ 19,523.00
801	*Commercial Plumbing	106	\$ 11,970.00
802	*Natural Gas		
803	*Medical Gas		
804	*Irrigation Residential	56	\$ 3,527.00
805	*Irrigation Commercial	4	\$ 1,176.00
	Subtotal	303	\$ 36,196.00
MECHANICAL PERMITS			
900	*Residential Permits		
901	*Commercial Permits		
902	*Change Out Permits		
	Subtotal	0	\$ -

City of Laredo
Building Development Services Department
Monthly Report for August 2016

OTHERS PERMITS					
960	*Amusement Arcades Permits	15	\$	342,387.50	MACHINES 623
	*Parking Lots	3	\$	6,123.00	
328	*Signs	67	\$	5,041.03	
329	*Portable Buildings	4	\$	150.00	
332	*Towers	7	\$	1,146.00	
980	*Vendors Permits	6	\$	345.00	
	*CO Inspections				
915	*New Business Permits	61	\$	3,050.00	
985	Garage Sale Permits	420	\$	6,465.00	

Subtotal **583** **\$** **364,707.53**

Total Permits and Fees **1,905** **\$** **561,858.54**

2016 August Total Permits and Fees 1,824 \$ 528,213.06 \$ 33,645.48

Certificates of Occupany

Amusement (New)

Residential

MultiFamily

Business

Replacement*

*Includes: Amusement Renewals, Business Replacement

LARGE PERMITS

	<u>Description</u>	<u>Valuation</u>	<u>Permit Type/ Number</u>	<u>Units</u>
PRJ	New Apartments	\$ 2,000,000.00	105 - 5 OR more MultiFamily	40
ADD	1601 Jacaman Rd		17-4681	
OW			8/14/2017	
PRJ	New Warehouse	\$ 1,900,000.00	320 Industrial/ Warehouse	
ADD	8005 San Gabriel Dr		17-8426	
OW			8/3/2017	
PRJ	New Warehouse	\$ 1,058,000.00	320 industrial/ Warehouse	
ADD	216 Pinto Valle Dr		17-4846	
OW			8/11/2017	
PRJ	Paving and site work	\$ 1,000,000.00	321 Parking/ Paving	
ADD	10902 International Blvd		17-11389	
OW			8/21/2017	
PRJ	Chick-Fil-A renovation	\$ 850,000.00	331 Restaurant	
ADD	2460 Monarch Dr		17-7346	
OW	Chick-Fil-A Inc		08/10/2017	

City of Laredo
 Building Development Services Department
 Monthly Report for August 2016

INSPECTIONS

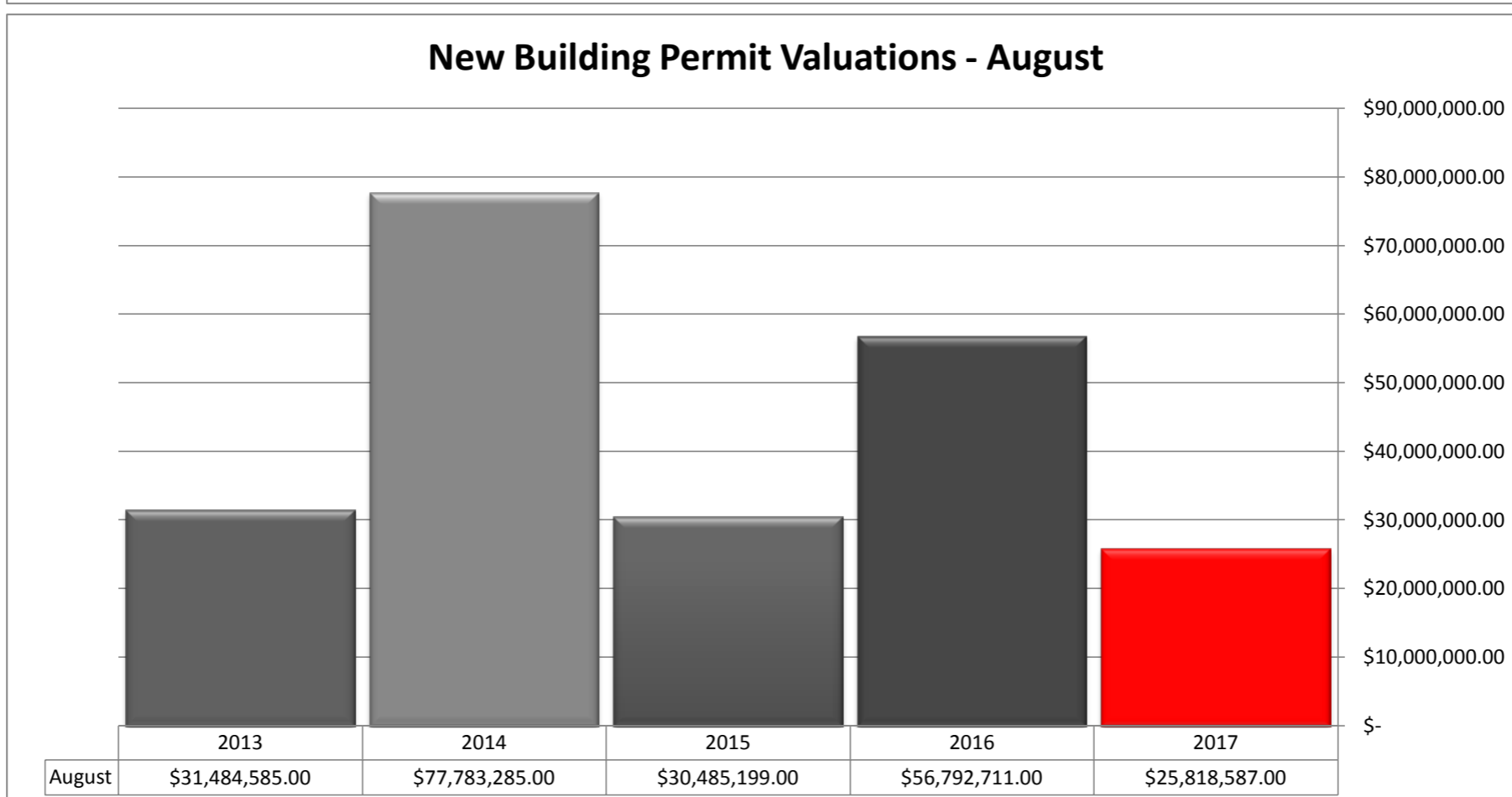
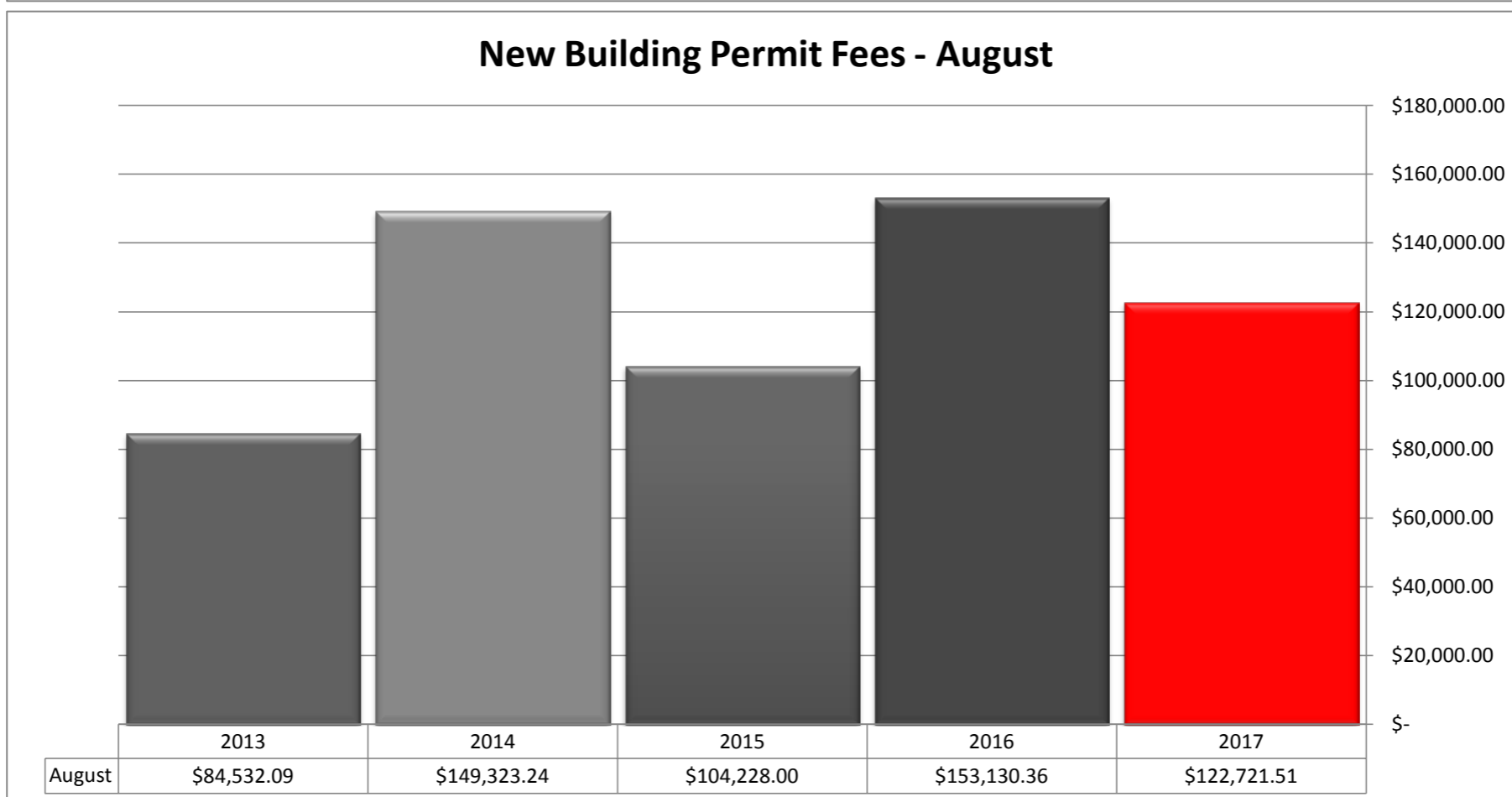
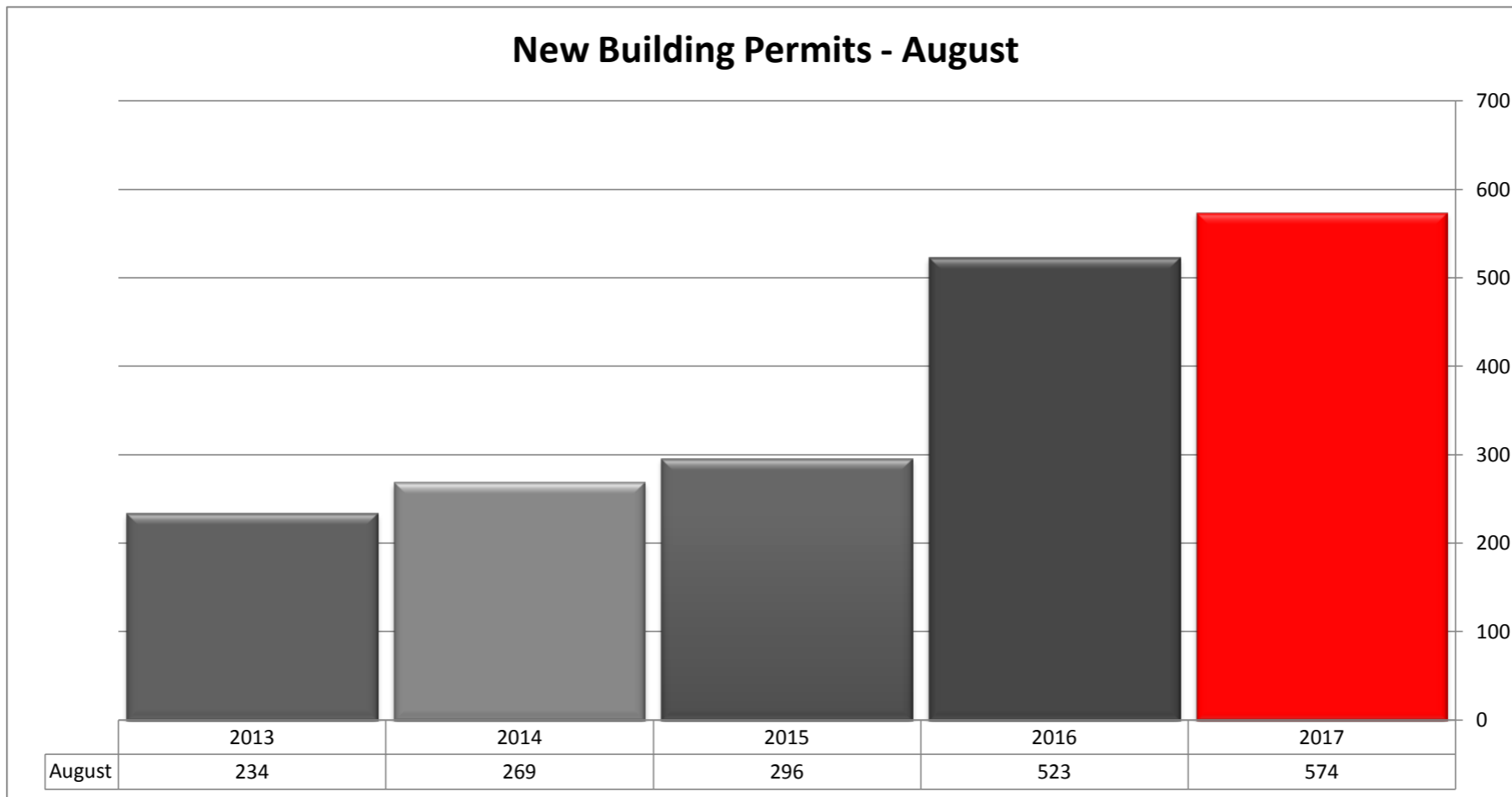
	August	Year to Date		
100	FOUNDATION	130	1198	
101	FRAMING	173	1316	
102	CERTIFICATE OF OCCUPANCY		0	
104	BUILDING FINAL	181	1465	
105	FOOTING		0	
106	INVESTIGATION INSPECTION	8	121	
107	POOL REINFORCING INSPECTION	4	35	
108	POOL FENCE		0	
109	ROOF IN PROGRESS		0	
110	ROOF FINAL		0	
111	MH-TIE DOWN		0	
112	MH- SKIRTING		0	
113	MH-DECK		0	
114	INSULATION	106	843	Building 602
200	T-POLE	18	130	
201	EL RES. ROUGH-IN	130	843	
202	EL H-FRAME	101	672	
203	EL COMM WALL ROUGH-IN	13	144	
204	EL COMM CEILING ROUGH-IN	27	159	
205	EL COMM ROUGH-IN	19	169	
206	EL PROVISIONAL	16	84	
207	EL FINAL	204	1609	
208	EL RECONNECT	5	59	Electrical 533
300	PL COVER	115	871	
301	PL COPPER	1	22	
302	PL ROUGH-IN	124	970	
303	PL CSI & FINAL	118	981	
304	PL CSI		0	
305	PL GAS ROUGH IN	37	184	
306	PL GAS FINAL	42	188	Plumbing 437
400	ML ROUGH -IN	142	1235	
401	ML FINAL	152	1160	Mechanical 294
500	SC DRIVEWAY & SIDEWALK	125	950	
501	SC STREET CUT	1	7	ROW 126
550	PZ FLOOD ELEVATION		0	
551	PZ-PLATTING		0	
600	FIRE INSPECTION	251	2046	
601	FIRE RE-INSPECTION 2ND VISIT		0	
602	FIRE AFTER HR INSPECTION		0	
603	FIRE AIRPORT INSP		0	
604	FIRE ALARM PANEL REPLACEMENT	2	5	
605	FIRE CONTROL BURNING INSP	2	3	
606	FIRE BEER & WINE INSP	10	47	
607	FIRE CHURCH INSPECTION		0	
608	FIRE DAYCARE OR SIMILAR INSP	23	118	
609	FIRE DETENTION	2	6	
609B	FIRE CORRECTIONAL		3	
610	FIRE EXPLOSIVE TRANSPORT	10	81	
610B	FIRE RADIATION TRANSPORT		1	
611	FIRE FOOD BOOTH INSP	8	42	
612	FIRE DRILLS COMMERCIAL INSP		0	
613	FIRE FUEL LN PRESSURE TEST INS		1	

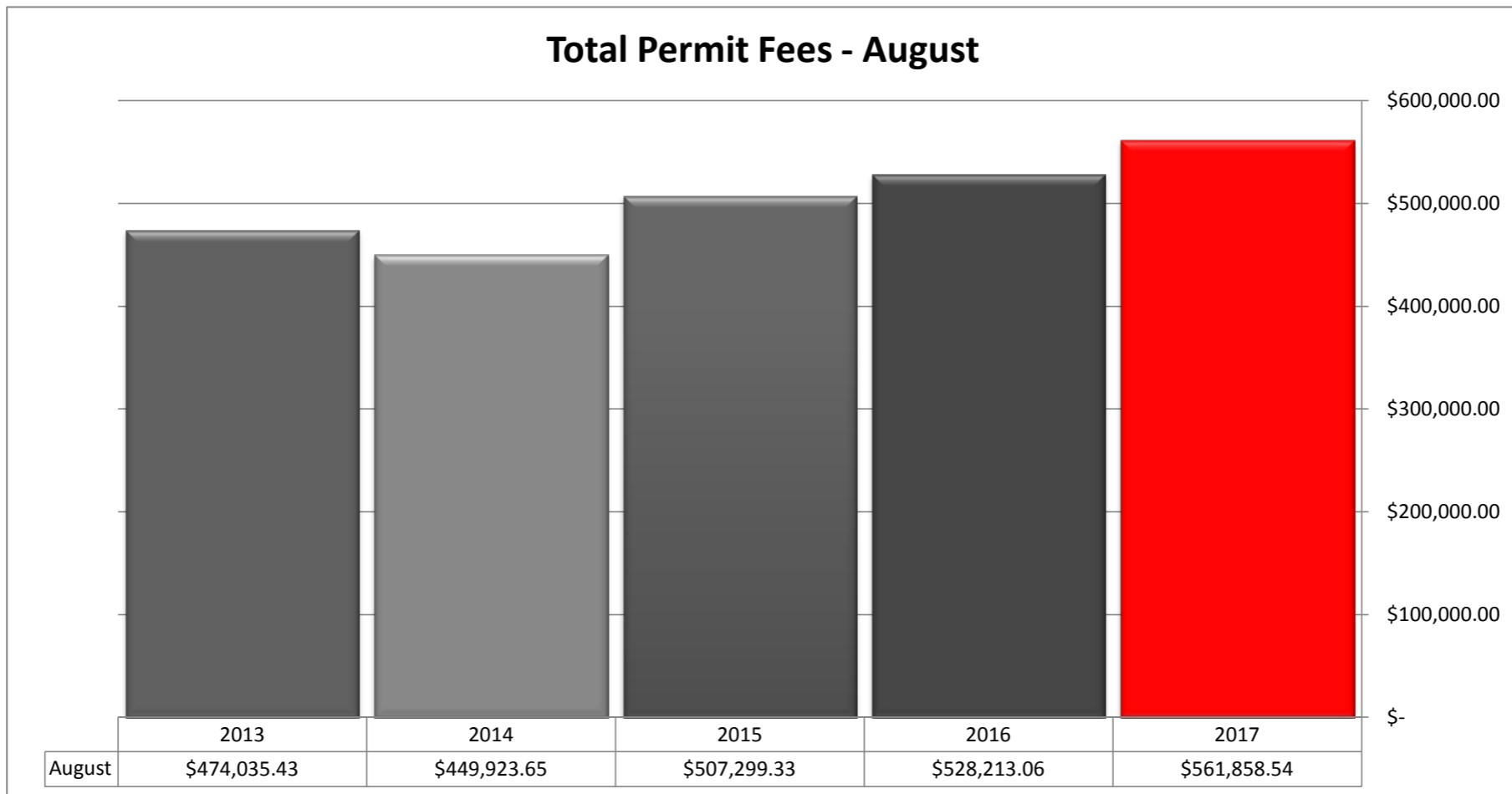
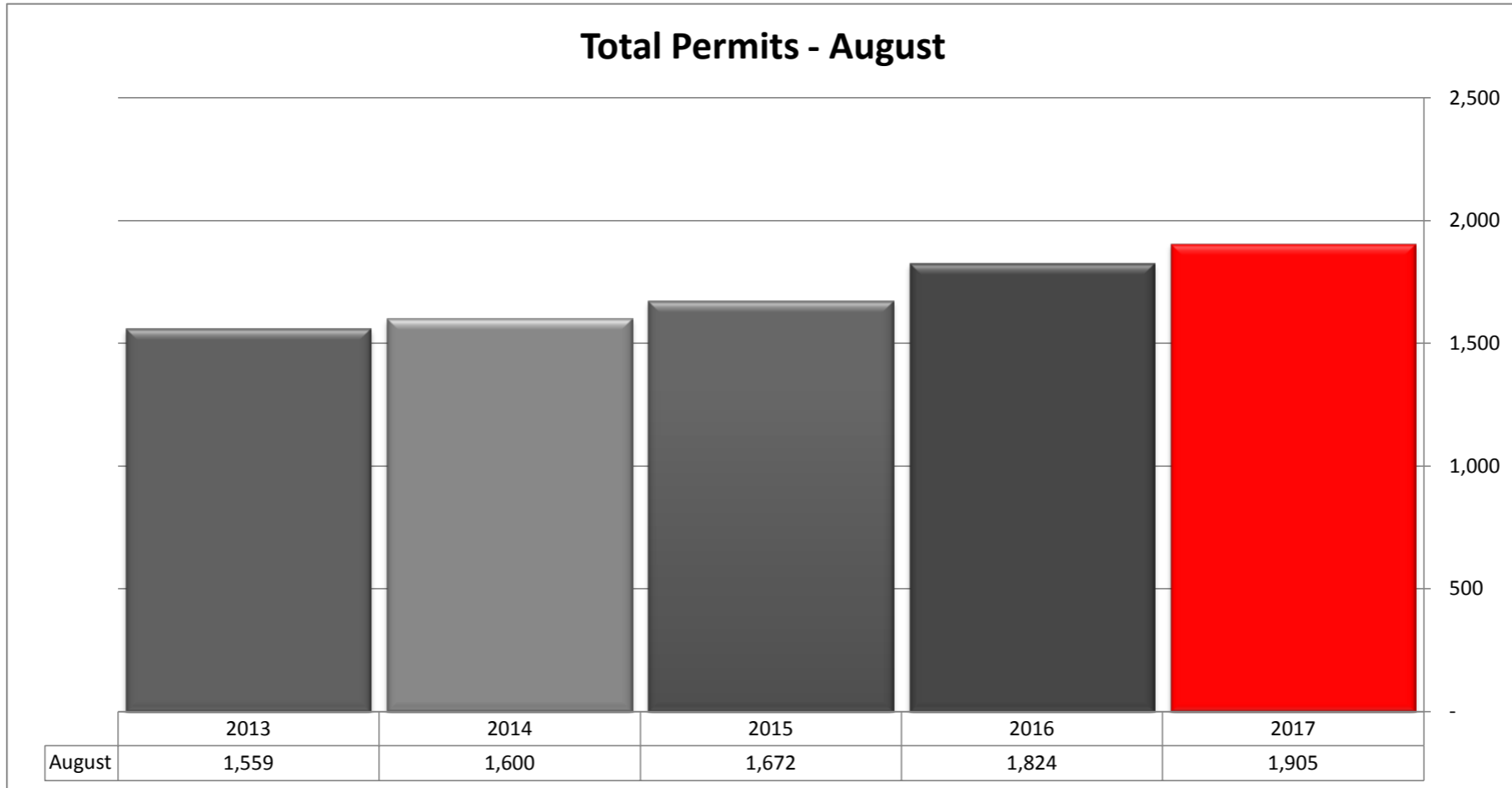
City of Laredo
Building Development Services Department
Monthly Report for August 2016

614	FIRE ALARM MODIFICATION INSP	15	73		
615	FIRE FUEL PUMP FIRE INSP		4		
616	FIRE ALARM CONN TO SPRINKLER		3		
617	FIRE WORKS DISPLAY OUTDOORS		5		
618	FIRE HOTEL INSP		4		
618B	FIRE MOTEL INSP	1	5		
619	FIRE HOSPITAL OR SIMILAR INSP	1	9		
620	FIRE SPRINKLER HYDRSTATIC TEST	19	194		
621	FIRE LPG TANK INSP		0		
622	FIRE MOBILE REFUEL INSP		0		
623	FIRE MONITORING GAS WELL INSP		0		
624	FIRE ALARM NEW INSTALL INSP	17	91		
625	FIRE NURSING HOME OR SIMILAR I		7		
627	FIRE PARADE FLOAT INSP		0		
628	FIRE PYROTECHNICS INDOOR		2		
629	FIRE PHYSICAL THERAPY	6	11		
629B	FIRE REHAB	1	2		
629C	FIRE CLINIC	1	9		
630	FIRE SPRINKLER MOD INSP	3	8		
631	FIRE SPRAY PAINT BOOTH INSP		1		
632	FIRE STORAGE TANK UNDER GRND		3		
632B	FIRE STORAGE TANK ABOVE GRND		9		
633	FIRE TENT PERMIT INSP	3	10		
634	FIRE USED CLOTHING INSP		5		
635	FIRE LINE UNDERGROUND HYDRO	9	85		
636	FIRE UNDR GRD TANK REMOVAL		2		
637	FIRE WAREHOUSE INSP		13		
638	FIRE FOSTER HOME INSPECTIONS	7	52		
639	FIRE HAUNTED HOUSE INSPECTION		0		
660	FIRE AUTOMATIC VENT HOOD SYS	7	61		
661	FIRE VISUAL UNDERGROUND 1	19	100		
662	FIRE VISUAL UNDERGROUND 2		0		
663	FIRE VISUAL SPKL OVERHEAD 1	18	225		
664	FIRE VISUAL SPKL OVERHEAD 2		0		
665	FIRE VISUAL SPKL OVERHEAD 3		0		
666	FIRE VISUAL FIRE ALARM 1	1	30		
667	FIRE VISUAL FIRE ALARM 2		1		
668	FIRE VISUAL FIRE ALARM 3		0		
669	FIRE AMUSEMENT CENTER	12	69		
670	FIRE CAREER DAY/DEMO	1	13		
671	FIRE YELLOW TAG INSPECTION		2		
672	FIRE RED TAG INSPECTION		5		
799	IRRIGATION FINAL		0		
899	IRRIGATION ROW FINAL		0	Building Dept	1,992
FISH	FIRE SAFETY HOUSE		0	Fire Dept	449
Totals		2441	18881		

Notes:

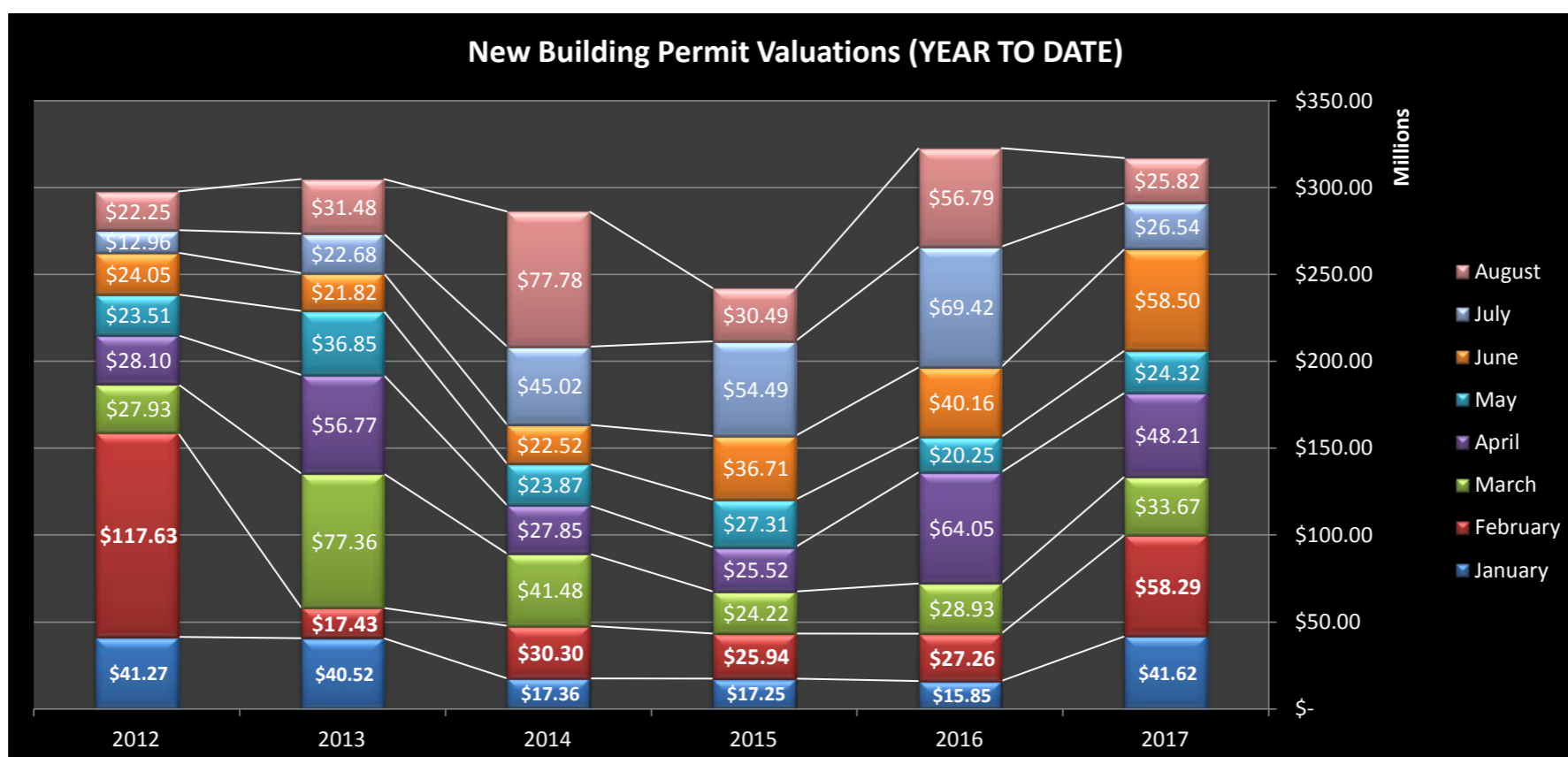
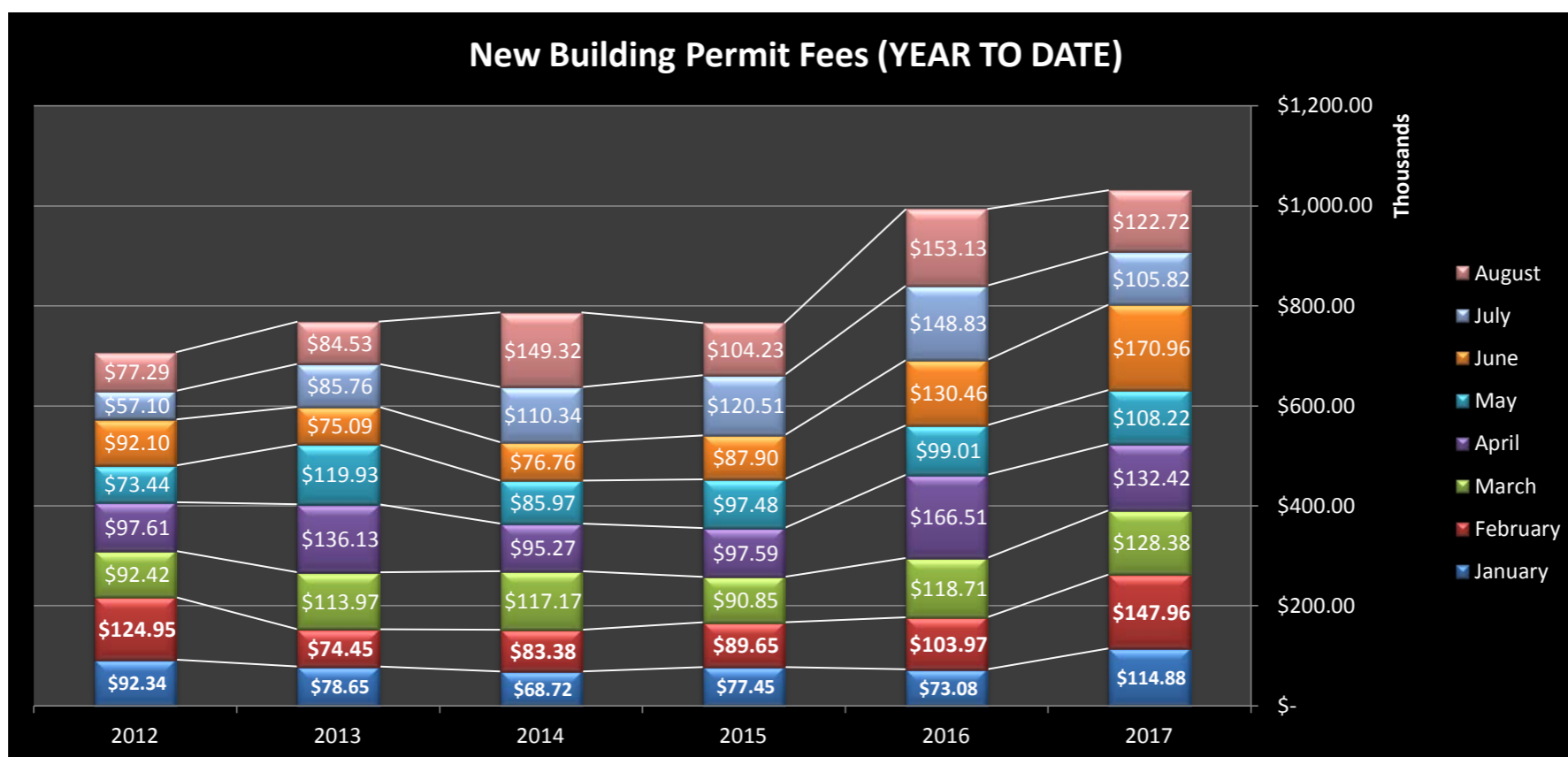
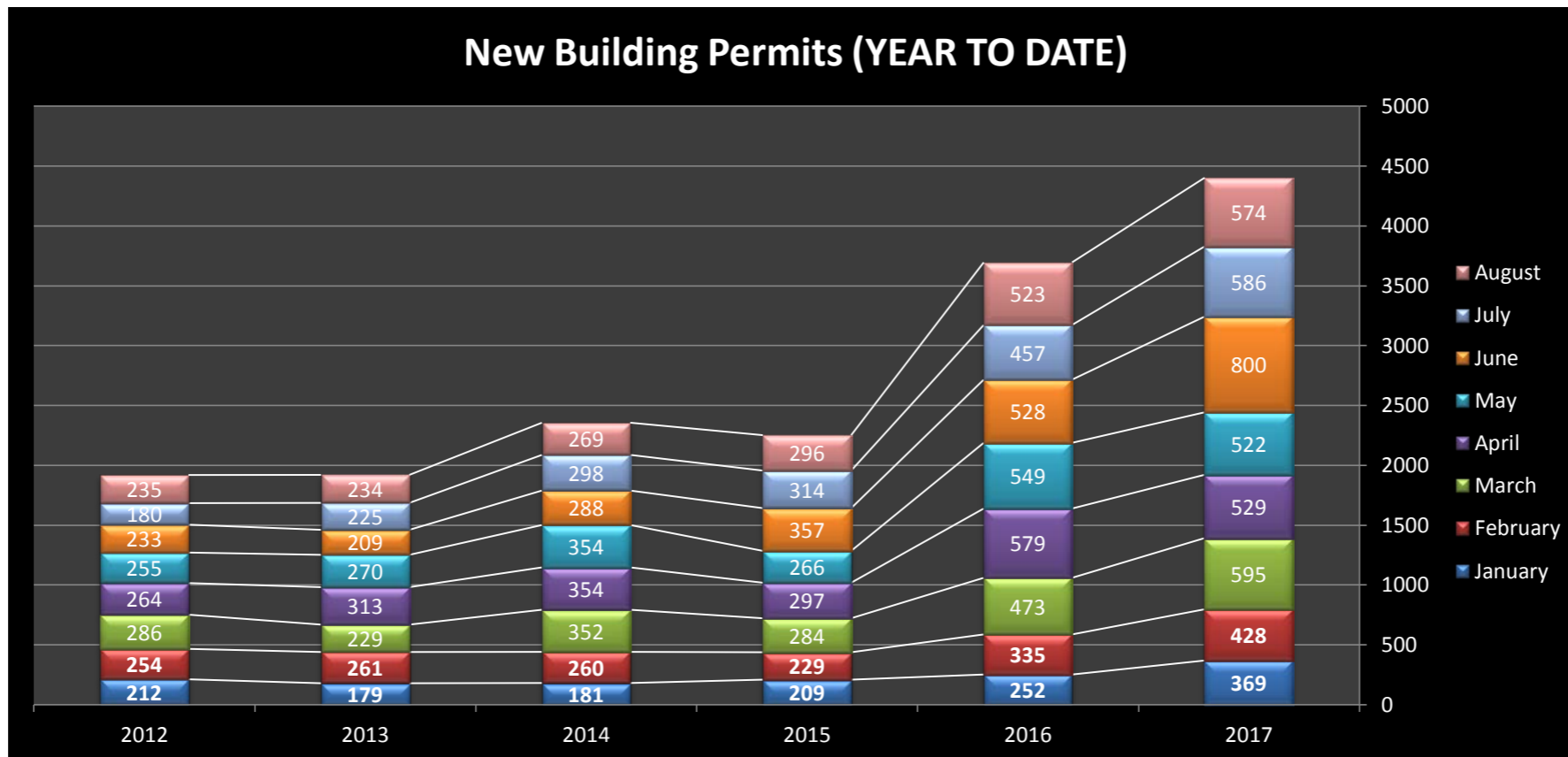
This report is prepared by the Building Development Services Department using monthly building reports. For any questions or comments, please contact Andres Castañeda - 956.794.1625 - acastaneda@ci.laredo.tx.us



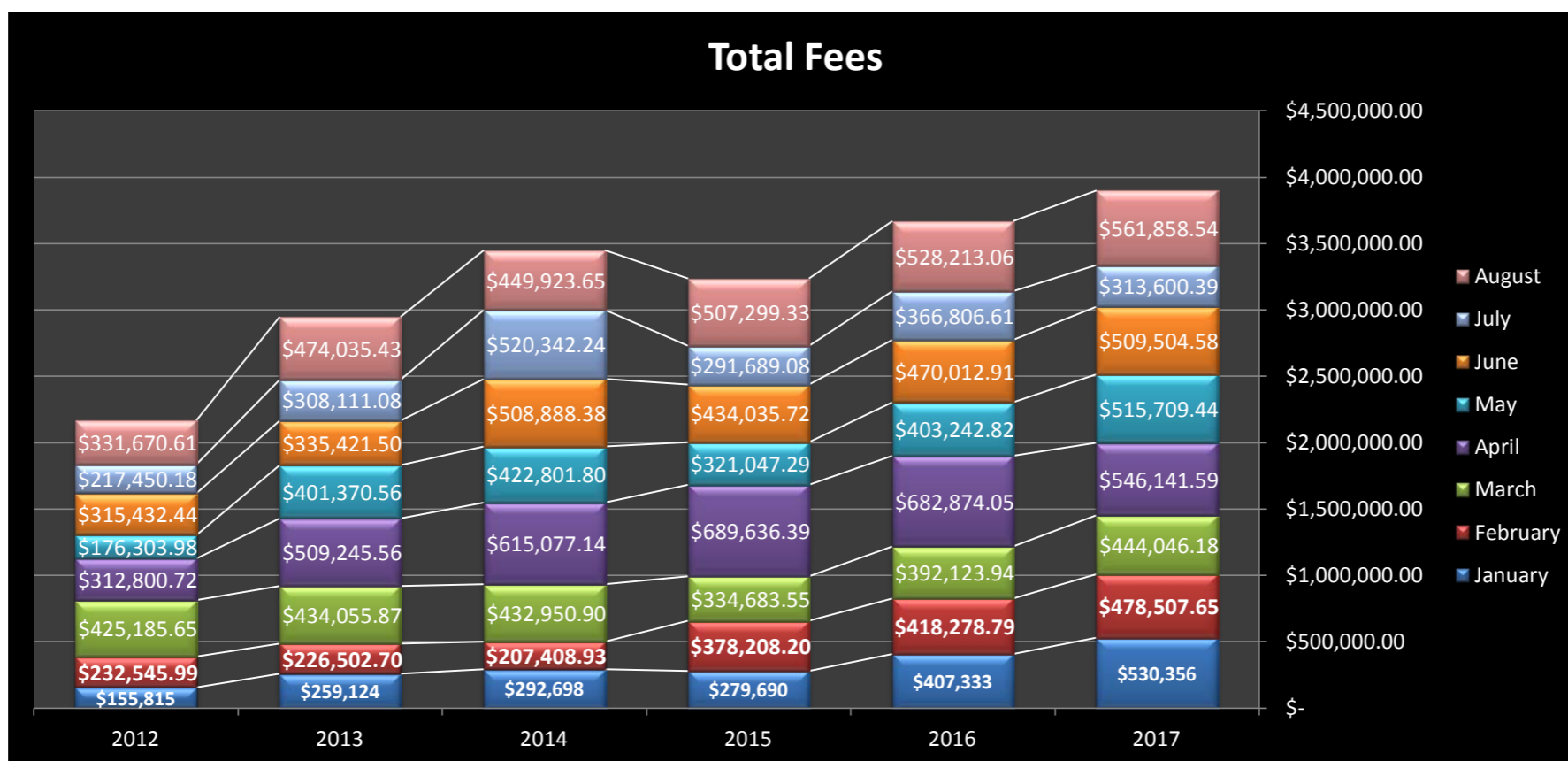
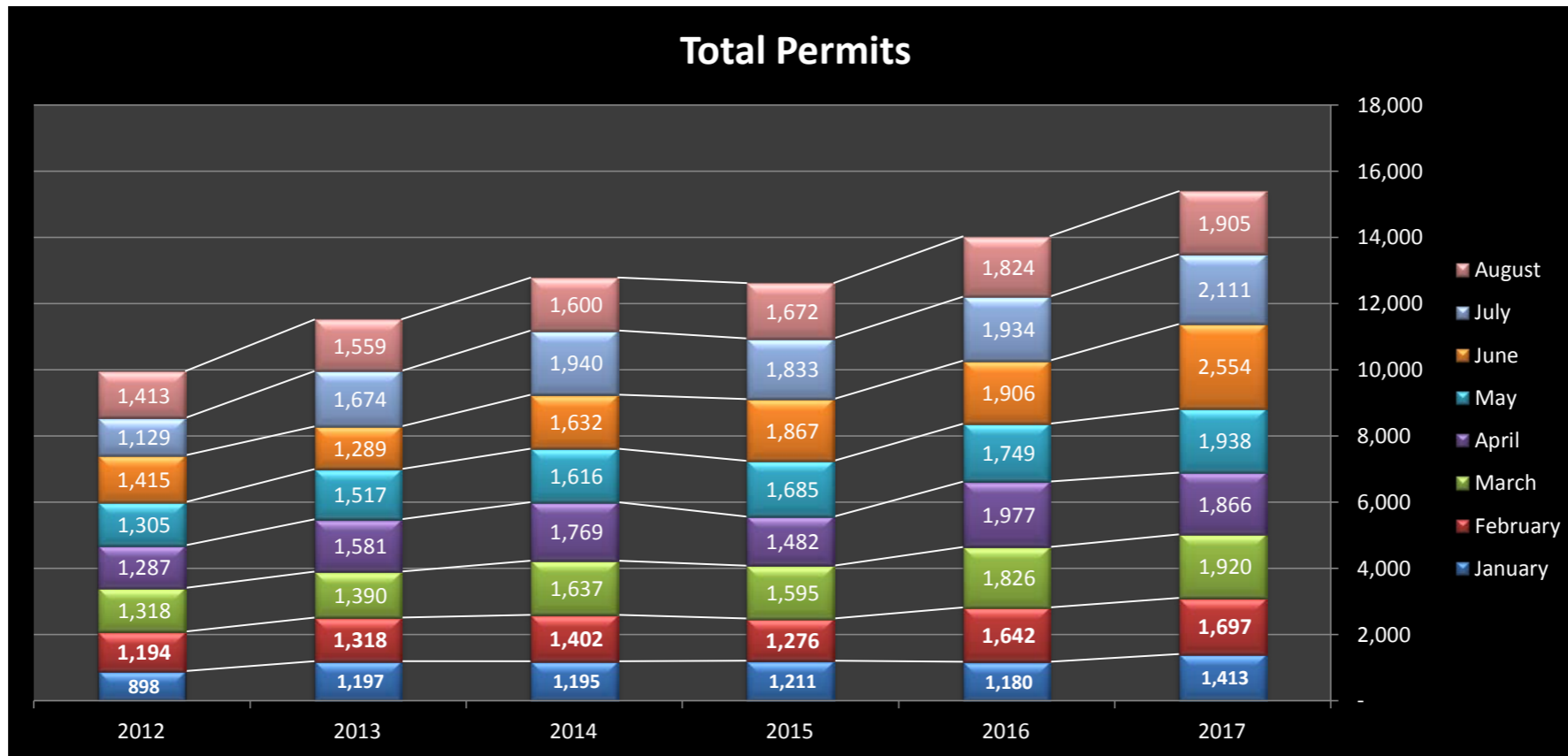


The permits listed here include all permits approved by the Building Development Services Department. Including all electrical, plumbing, mechanical, right of way, and various other types of permits.

City of Laredo
 Building Development Services Department
 Monthly Report for August 2016



City of Laredo
 Building Development Services Department
 Monthly Report for August 2016



The permits listed here include all permits approved by the Building Development Services Department. Including all electrical, plumbing, mechanical, right of way, and various other types of permits.

Building Development Services Inspections

