

City of Laredo
 Building Development Services Department
 Monthly Report for September 2017

Type	BUILDING PERMITS	Permits	Fee Collected	Valuation	Units
HOUSEKEEPING BUILDING					
101	*Single Family Detached	48	\$ 31,680.00	\$ 6,761,324	48
102	*Single Family Attached				
103	*2 Family Building				
104	*3 and 4 Family Buildings				
105	*5 or More Family Buildings				
107	*Mobile Home Installation				
106	*Mobile Home REINSTALLATION	11	\$ 550.00		
	Subtotal	59	\$ 32,230.00	\$ 6,761,324	48
NEW RESIDENTIAL NON-HOUSEKEEPING BLDG					
213	*Hotels, Motels & Tourist Cabins				
NEW NON-RESIDENTIAL BUILDING					
318	*Amusement, Social & Recreational	1	\$ 5,195.25	\$ 3,926,968	
319	*Church & Other Religious				
320	*Industrial/Warehouse				
321	*Prkg/Paving (Bldg & Open Decked)				
322	*Gas Stations & Repair Garages				
323	*Hospitals & Institutional	1	\$ 166.50	\$ 25,000	
324	*Office, Banks & Professional	10	\$ 316.50	\$ 800,033	
325	*Public Works & Utilities				
326	*Schools & Other Educational				
327	*Stores & Customer Services	1	\$ 3,318.00	\$ 1,423,590	
330	*Commercial-Shell Only				
331	*Restaurant	1	\$ 190.00	\$ 28,320	
	Subtotal	14	\$ 9,186.25	\$ 6,203,911	
ADDITIONS, ALTERNATIONS & CONVERSION					
434	*Residential Porch, Carport, & Additions	32	\$ 3,611.68	\$ 475,292	
435	*Block Fence, Remodel, Reroof	211	\$ 11,679.00	\$ 1,501,213	
437	*Non Residential & Non Housekeeping	2	\$ 543.00	\$ 83,979	
438	*Adds of Resid. Storage, & Palapa	14	\$ 1,161.00	\$ 126,413	
439	*Swimming Pools Res. & Commercial	7	\$ 685.50	\$ 93,500	
440	*Remodeling Residential	5	\$ 1,042.50	\$ 220,336	
	Subtotal	271	\$ 18,722.68	\$ 2,500,733	
BUILDING PERMITS					
	September 2017	344	\$ 60,138.93	\$ 15,465,968	
	September 2016	418	\$ 113,594.38	\$ 25,752,306.00	
	Increase or Decrease	-74	\$ (53,455.45)	\$ (10,286,338)	
	Jan. 1, 2017 to Sept 30, 2017	4747	\$ 1,091,495.50	\$ 332,434,318.00	
	Jan. 1, 2016 to Sept 30, 2016	4114	\$ 1,107,298.60	\$ 348,478,071.00	
	Increase of Decrease	633	\$ (15,803.10)	\$ (16,043,753)	

City of Laredo
 Building Development Services Department
 Monthly Report for September 2017

CONCRETE DRIVEWAY & STREET CUTS

500	*Driveway & Sidewalks/Residential	75	\$	3,750.00
501	*Driveway & Sidewalks/Commercial	4	\$	850.00
502	*Irrigation Residential	3	\$	150.00
503	*Irrigation Commercial	1	\$	250.00
511	*Street Cuts & Excavation R.O.W.	7	\$	3,200.00
504	*Wastewater in R.O.W.	11		
505	*Water distribution in R.O.W.	45		
506	*AEP in R.O.W.	23		
507	*AT&T in R.O.W.	18		
508	*Time Warner in R.O.W.			
510	*Reliant Energy / Centerpoint	1		
512	*Utilities in R.O.W.			
	Subtotal	188	\$	8,200.00

DEMOLITIONS AND RAZING OF BUILDINGS

645	*Single Family House (Atch/Detach)	9	\$	400.00
646	*2 Family Building			
647	*3 & 4 Family Buildings			
648	*5 or More Family Building			
649	*All Other Building and Structures	4	\$	200.00
	Subtotal	13	\$	600.00

ELECTRICAL PERMITS

700	*Temporary Poles	12	\$	705.00
701	*Residential Permits	115	\$	15,301.50
702	*Commercial Permits	37	\$	4,188.00
703	*Reconnection Permits	6	\$	150.00
704	*H-Frame			
705	*Meter Upgrade	2	\$	100.00
	Subtotal	172	\$	20,444.50

PLUMBING PERMITS

800	*Residential Plumbing	89	\$	11,164.00
801	*Commercial Plumbing	44	\$	4,077.00
802	*Natural Gas			
803	*Medical Gas			
804	*Irrigation Residential	44	\$	2,560.00
805	*Irrigation Commercial	4	\$	1,531.00
	Subtotal	181	\$	19,332.00

MECHANICAL PERMITS

900	*Residential Permits	99	\$	11,136.00
901	*Commercial Permits	18	\$	12,837.88
902	*Change Out Permits	6	\$	660.00
	Subtotal	123	\$	24,633.88

City of Laredo
 Building Development Services Department
 Monthly Report for September 2017

OTHERS PERMITS						
960	*Amusement Arcades Permits	15	\$	367,387.50	MACHINES	668
	*Parking Lots	7	\$	5,913.00		
328	*Signs	41	\$	3,391.94		
329	*Portable Buildings	1	\$	200.00		
332	*Towers	4	\$	712.50		
980	*Vendors Permits	2	\$	115.00		
	*CO Inspections					
915	*New Business Permits	45	\$	2,250.00		
985	*Garage Sale Permits	281	\$	4,515.00		

Subtotal **396** **\$** **384,484.94**

Total Permits and Fees **1,417** **\$** **517,834.25**

2016 September Total Permits and Fees 1,857 \$ 487,340.62 \$ 30,493.63

Certificates of Occupany

Amusement (New)

Residential

MultiFamily

Business

Replacement*

*includes: Amusement Renewals, Business Replacement

LARGE PERMITS

Description	Valuation	Permit Type/ Number	Units
-------------	-----------	---------------------	-------

City of Laredo
 Building Development Services Department
 Monthly Report for September 2017

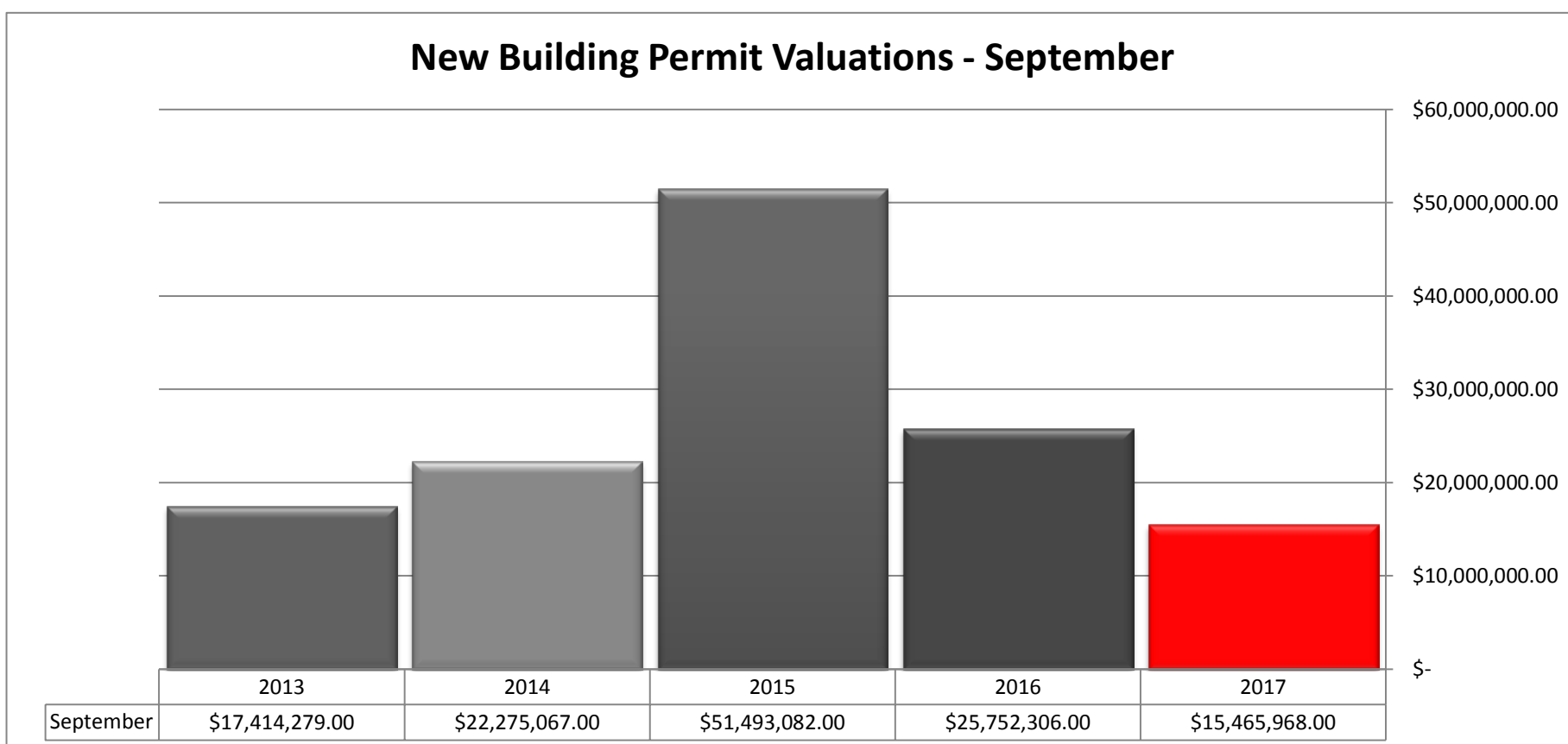
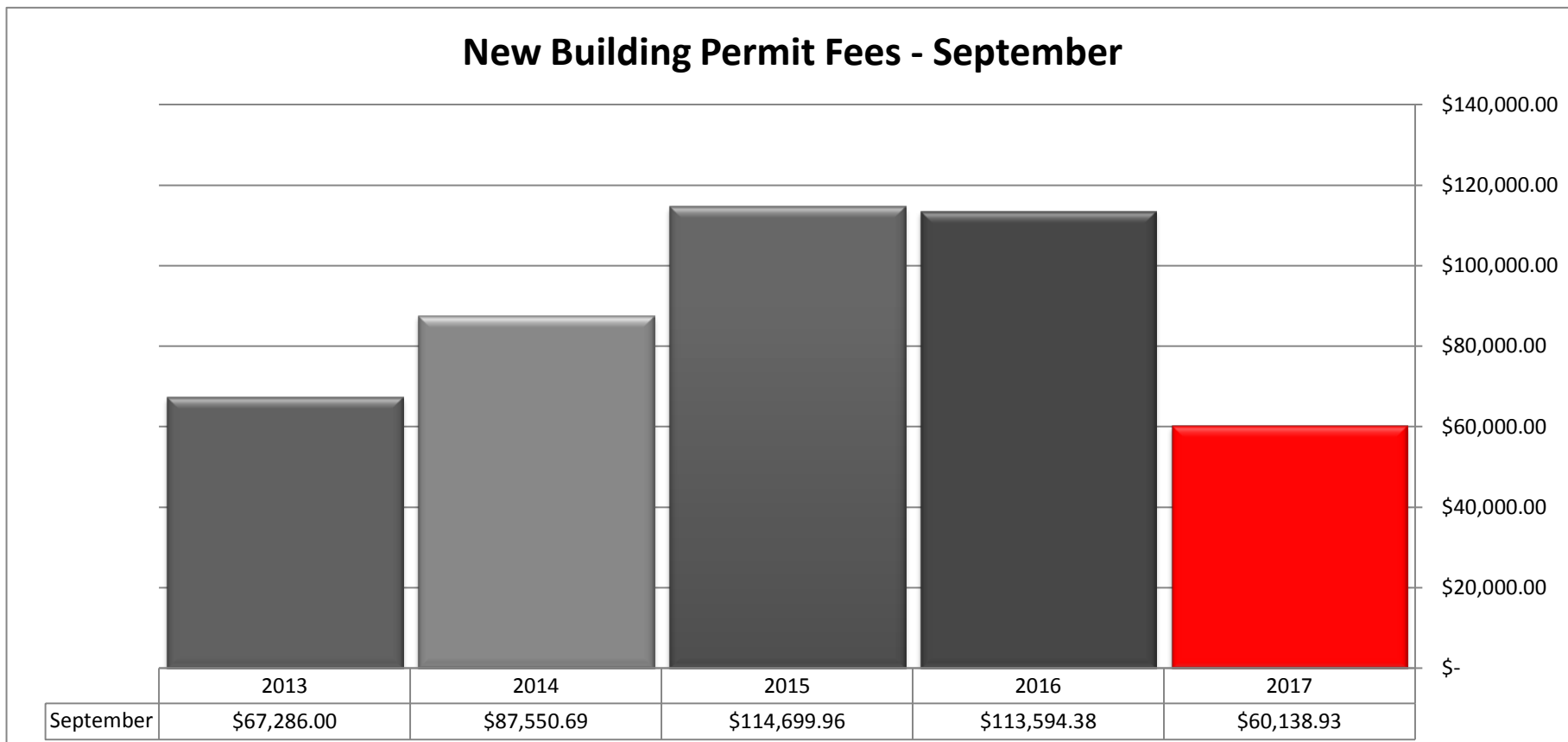
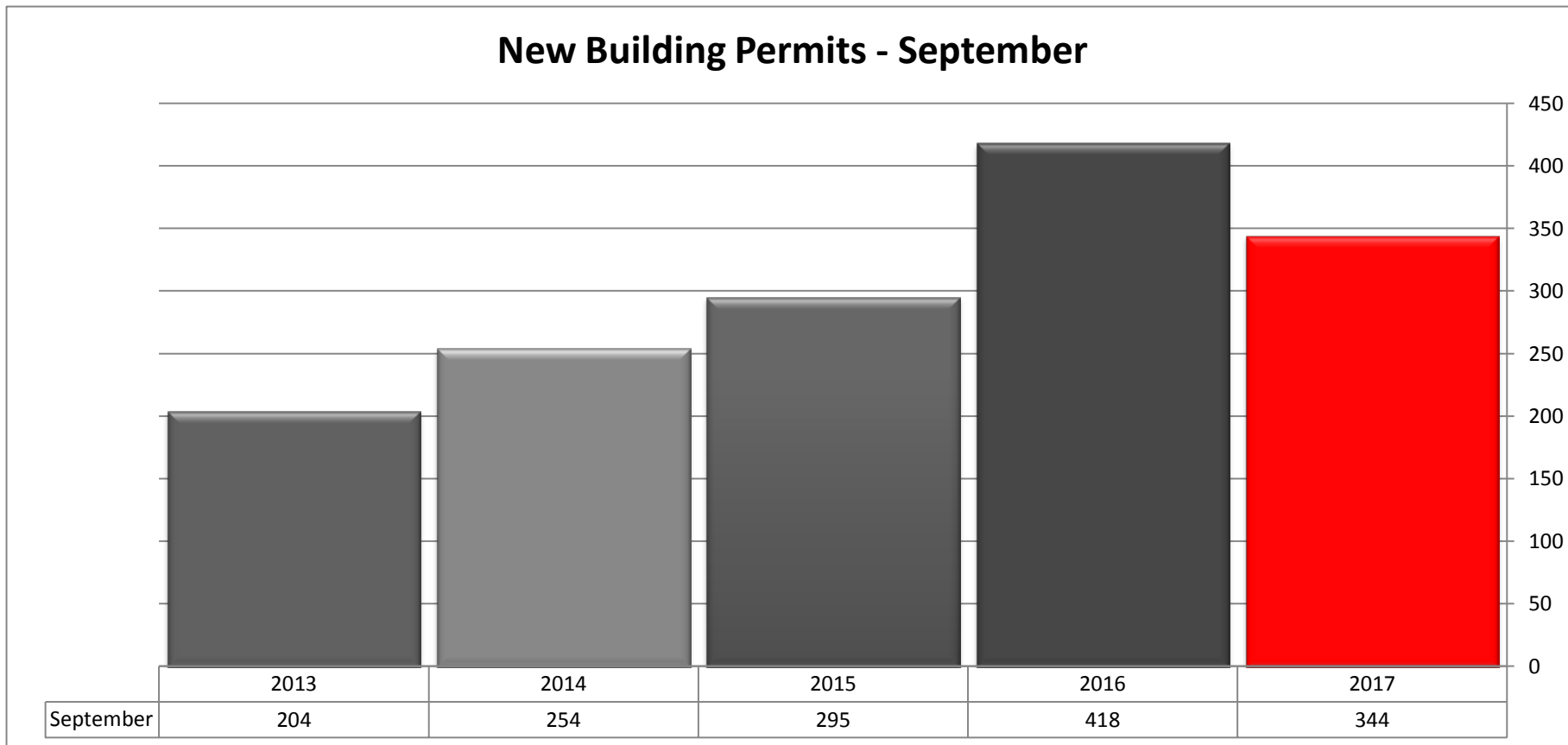
		INSPECTIONS			
		September	Year to Date		
100	FOUNDATION	119	1317		
101	FRAMING	155	1471		
102	CERTIFICATE OF OCCUPANCY		0		
104	BUILDING FINAL	208	1673		
105	FOOTING	3	3		
106	INVESTIGATION INSPECTION	8	129		
107	POOL REINFORCING INSPECTION	1	36		
108	POOL FENCE		0		
109	ROOF IN PROGRESS		0		
110	ROOF FINAL		0		
111	MH-TIE DOWN		0		
112	MH- SKIRTING		0		
113	MH-DECK		0		
114	INSULATION	96	939	Building	590
200	T-POLE	12	142		
201	EL RES. ROUGH-IN	88	931		
202	EL H-FRAME	82	754		
203	EL COMM WALL ROUGH-IN	16	160		
204	EL COMM CEILING ROUGH-IN	12	171		
205	EL COMM ROUGH-IN	15	184		
206	EL PROVISIONAL	14	98		
207	EL FINAL	165	1774		
208	EL RECONNECT	8	67	Electrical	412
300	PL COVER	65	936		
301	PL COPPER	6	28		
302	PL ROUGH-IN	114	1084		
303	PL CSI & FINAL	120	1101		
304	PL CSI	1	1		
305	PL GAS ROUGH IN	36	220		
306	PL GAS FINAL	40	228	Plumbing	382
400	ML ROUGH -IN	140	1375		
401	ML FINAL	143	1303	Mechanical	283
500	SC DRIVEWAY & SIDEWALK	113	1063		
501	SC STREET CUT	2	9	ROW	115
550	PZ FLOOD ELEVATION		0		
551	PZ-PLATTING		0		
600	FIRE INSPECTION	208	2254		
601	FIRE RE-INSPECTION 2ND VISIT		0		
602	FIRE AFTER HR INSPECTION		0		
603	FIRE AIRPORT INSP		0		
604	FIRE ALARM PANEL REPLACEMENT		5		
605	FIRE CONTROL BURNING INSP		3		
606	FIRE BEER & WINE INSP	5	52		
607	FIRE CHURCH INSPECTION		0		
608	FIRE DAYCARE OR SIMILAR INSP	17	135		
609	FIRE DETENTION	2	8		
609B	FIRE CORRECTIONAL		3		
610	FIRE EXPLOSIVE TRANSPORT	17	98		
610B	FIRE RADIATION TRANSPORT	1	2		
611	FIRE FOOD BOOTH INSP	8	50		
612	FIRE DRILLS COMMERCIAL INSP		0		
613	FIRE FUEL LN PRESSURE TEST INS		1		

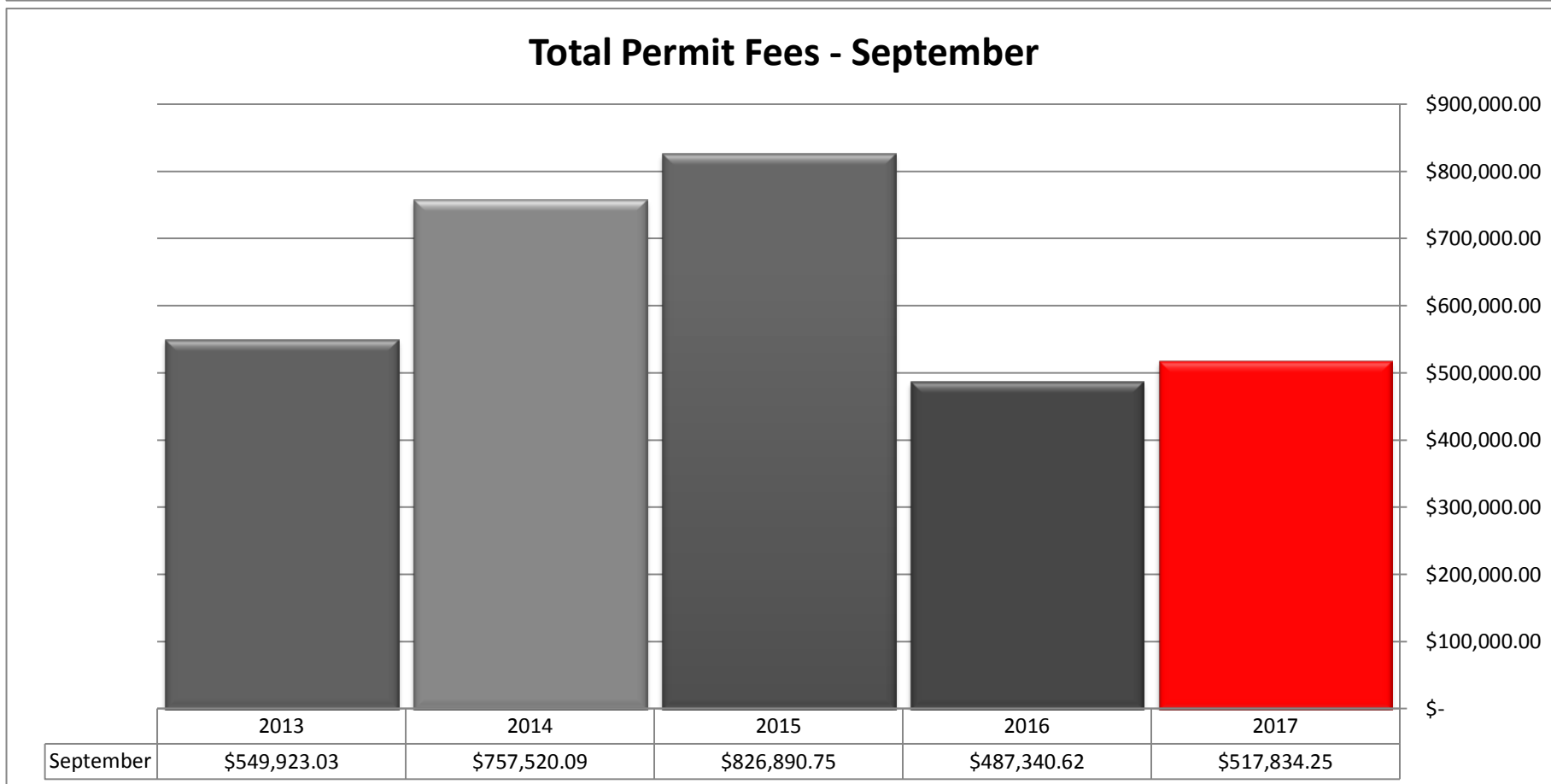
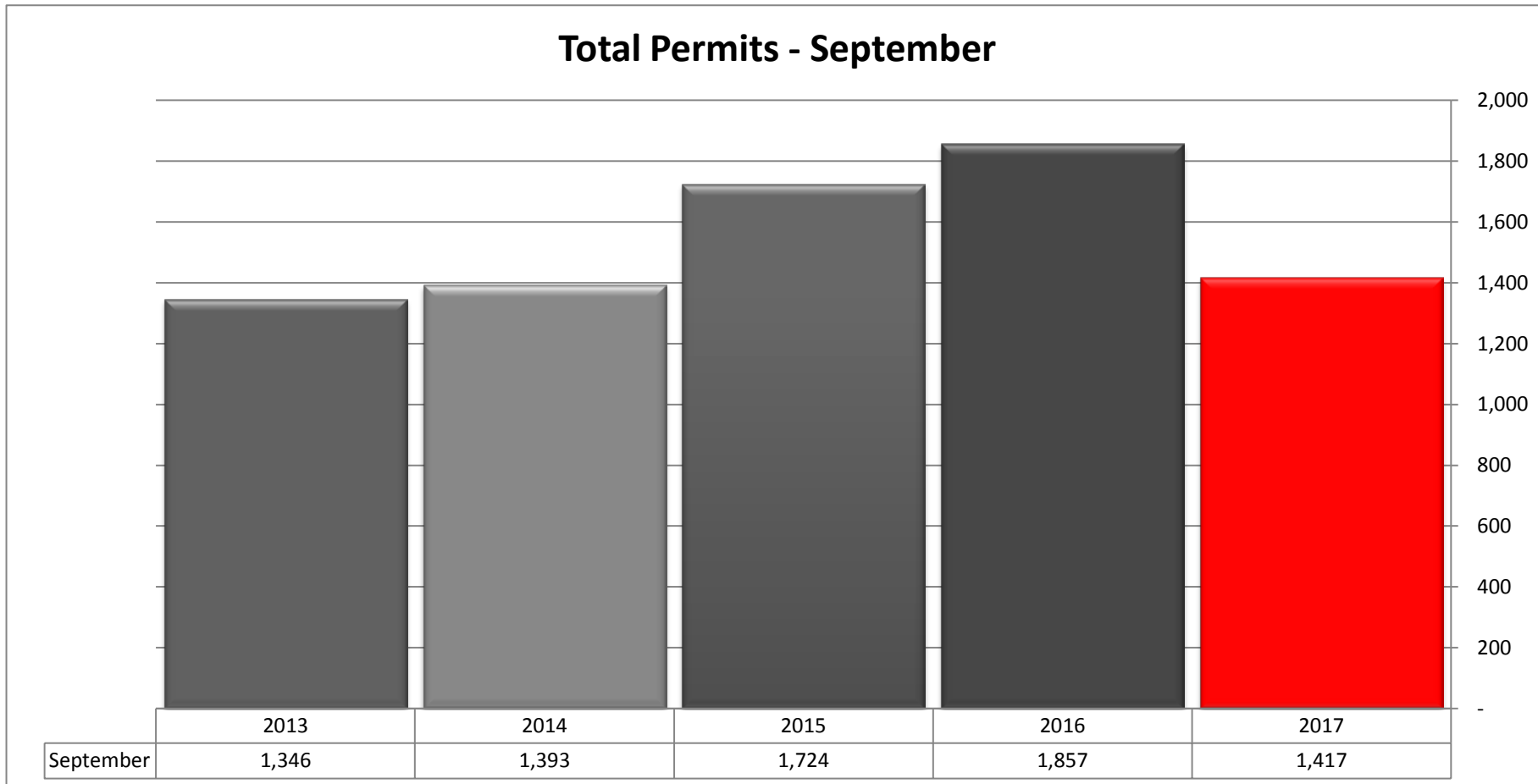
City of Laredo
Building Development Services Department
Monthly Report for September 2017

614	FIRE ALARM MODIFICATION INSP	1	74		
615	FIRE FUEL PUMP FIRE INSP		4		
616	FIRE ALARM CONN TO SPRINKLER		3		
617	FIRE WORKS DISPLAY OUTDOORS		5		
618	FIRE HOTEL INSP		4		
618B	FIRE MOTEL INSP	1	6		
619	FIRE HOSPITAL OR SIMILAR INSP	1	10		
620	FIRE SPRINKLER HYDRSTATIC TEST	12	206		
621	FIRE LPG TANK INSP		0		
622	FIRE MOBILE REFUEL INSP		0		
623	FIRE MONITORING GAS WELL INSP		0		
624	FIRE ALARM NEW INSTALL INSP	8	99		
625	FIRE NURSING HOME OR SIMILAR I		7		
627	FIRE PARADE FLOAT INSP		0		
628	FIRE PYROTECHNICS INDOOR		2		
629	FIRE PHYSICAL THERAPY	5	16		
629B	FIRE REHAB		2		
629C	FIRE CLINIC	1	10		
630	FIRE SPRINKLER MOD INSP	1	9		
631	FIRE SPRAY PAINT BOOTH INSP		1		
632	FIRE STORAGE TANK UNDER GRND		3		
632B	FIRE STORAGE TANK ABOVE GRND		9		
633	FIRE TENT PERMIT INSP		10		
634	FIRE USED CLOTHING INSP		5		
635	FIRE LINE UNDERGROUND HYDRO	11	96		
636	FIRE UNDR GRD TANK REMOVAL		2		
637	FIRE WAREHOUSE INSP		13		
638	FIRE FOSTER HOME INSPECTIONS	5	57		
639	FIRE HAUNTED HOUSE INSPECTION		0		
660	FIRE AUTOMATIC VENT HOOD SYS	15	76		
661	FIRE VISUAL UNDERGROUND 1	24	124		
662	FIRE VISUAL UNDERGROUND 2		0		
663	FIRE VISUAL SPKL OVERHEAD 1	16	241		
664	FIRE VISUAL SPKL OVERHEAD 2		0		
665	FIRE VISUAL SPKL OVERHEAD 3		0		
666	FIRE VISUAL FIRE ALARM 1	13	43		
667	FIRE VISUAL FIRE ALARM 2		1		
668	FIRE VISUAL FIRE ALARM 3		0		
669	FIRE AMUSEMENT CENTER	20	89		
670	FIRE CAREER DAY/DEMO	1	14		
671	FIRE YELLOW TAG INSPECTION		2		
672	FIRE RED TAG INSPECTION	2	7		
799	IRRIGATION FINAL		0		
899	IRRIGATION ROW FINAL		0	Building Dept	1,782
FISH	FIRE SAFETY HOUSE		0	Fire Dept	395
Totals		2177	21058		

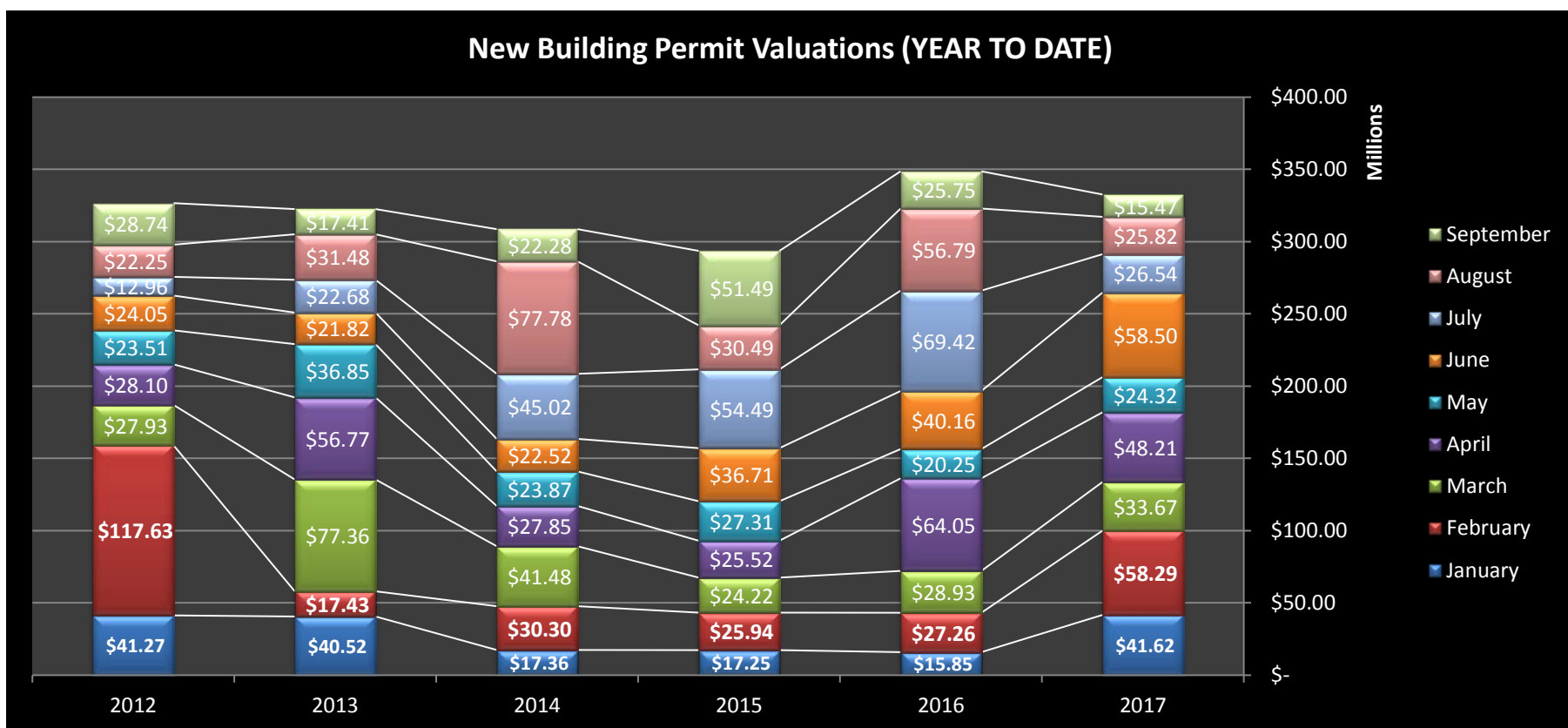
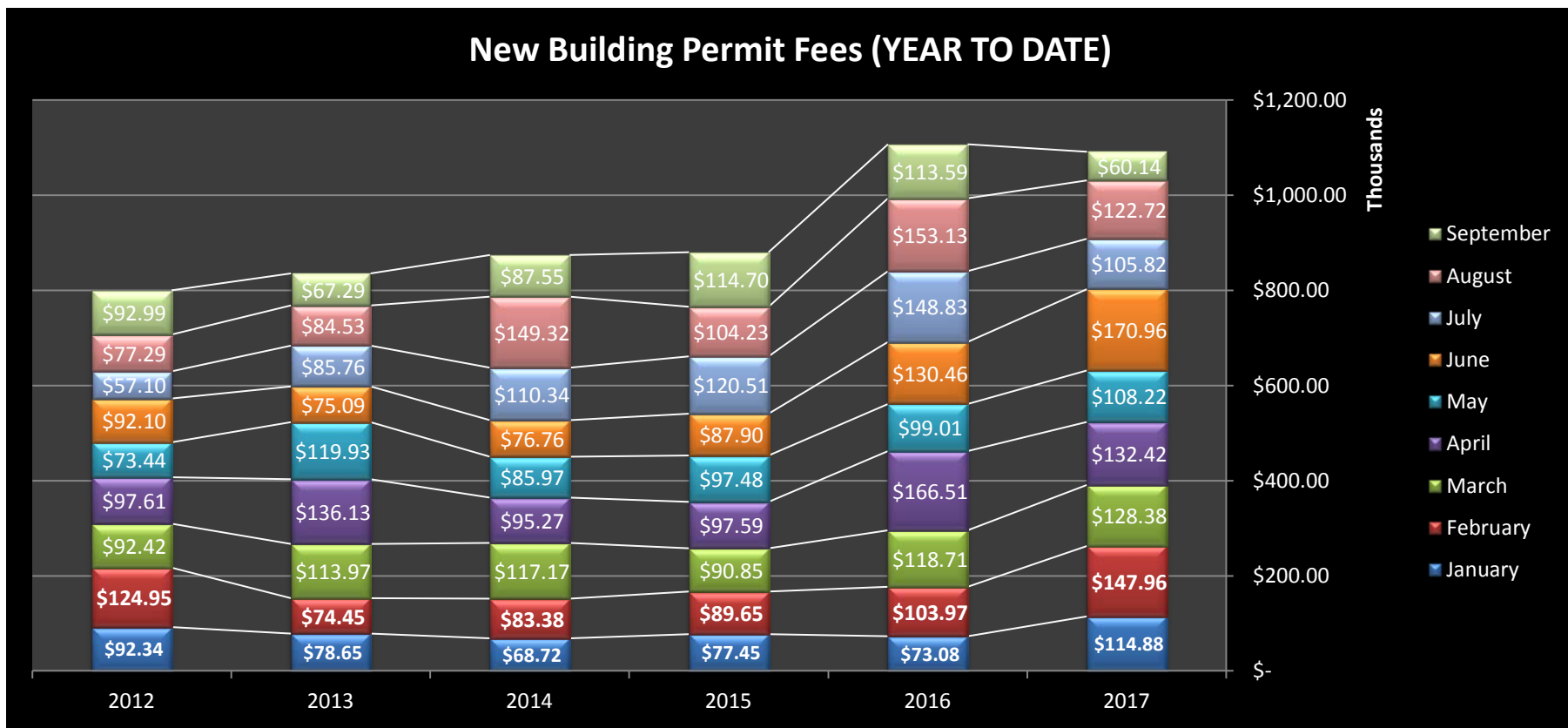
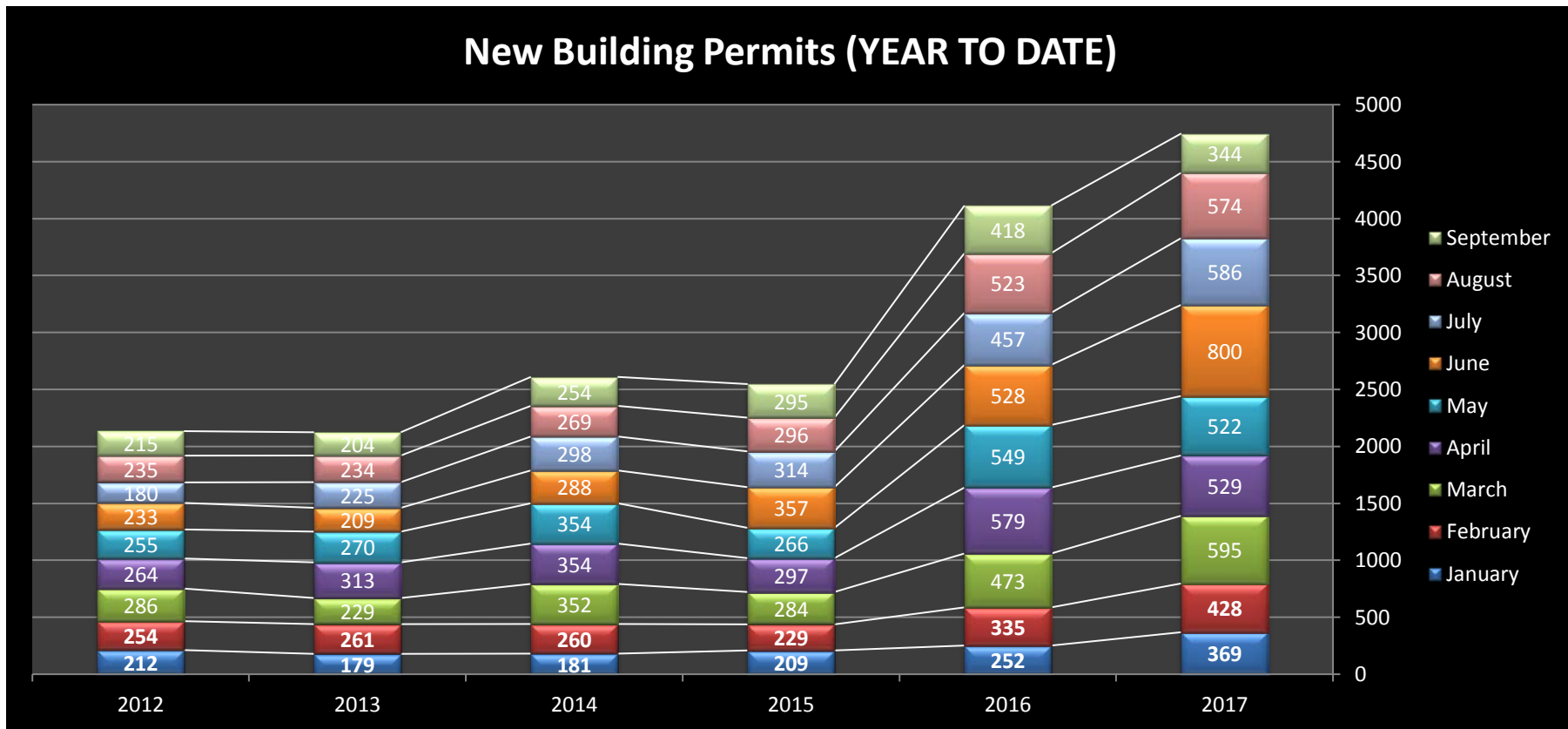
Notes:

This report is prepared by the Building Development Services Department using monthly building reports. For any questions or comments, please contact Andres Castañeda - 956.794.1625 - acastaneda@ci.laredo.tx.us

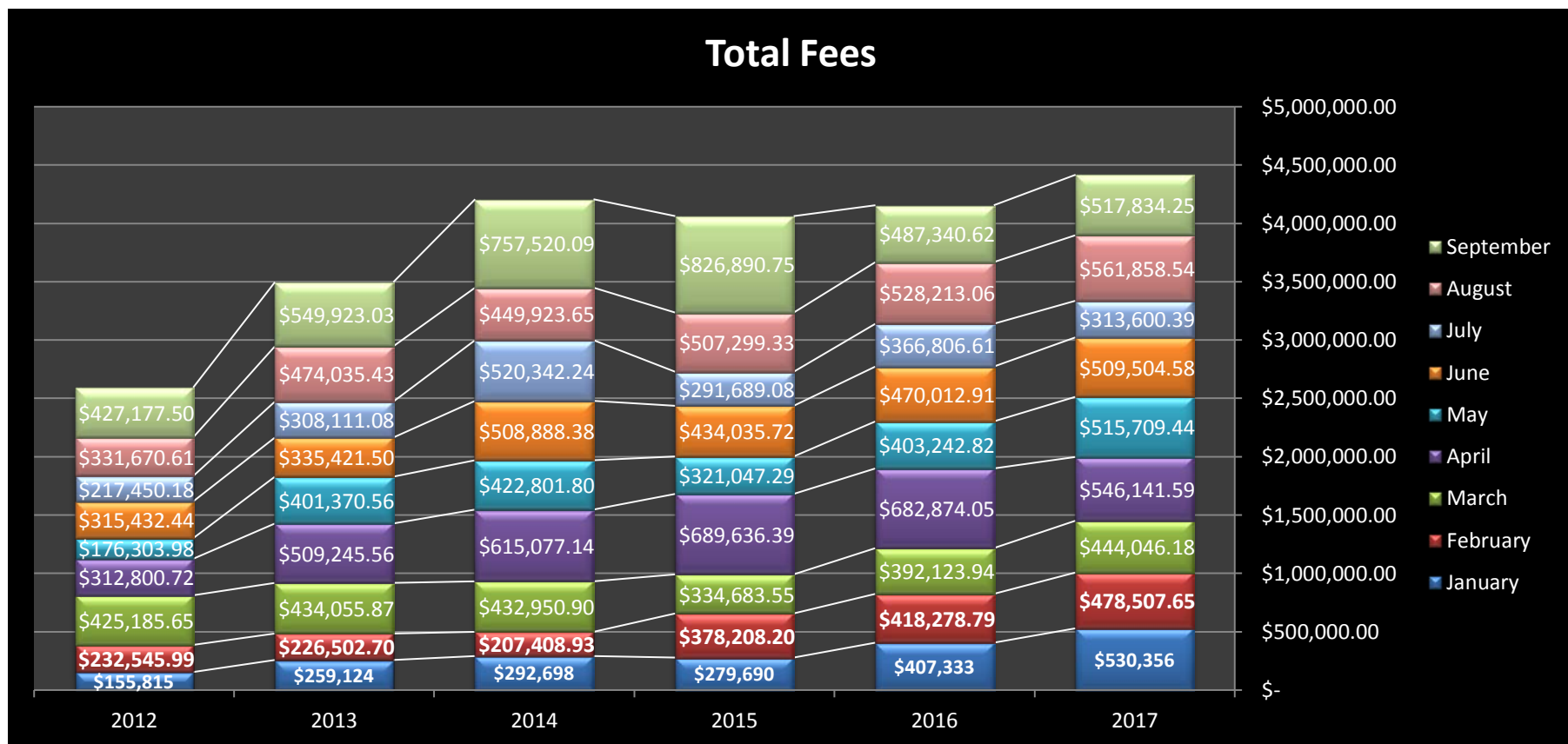
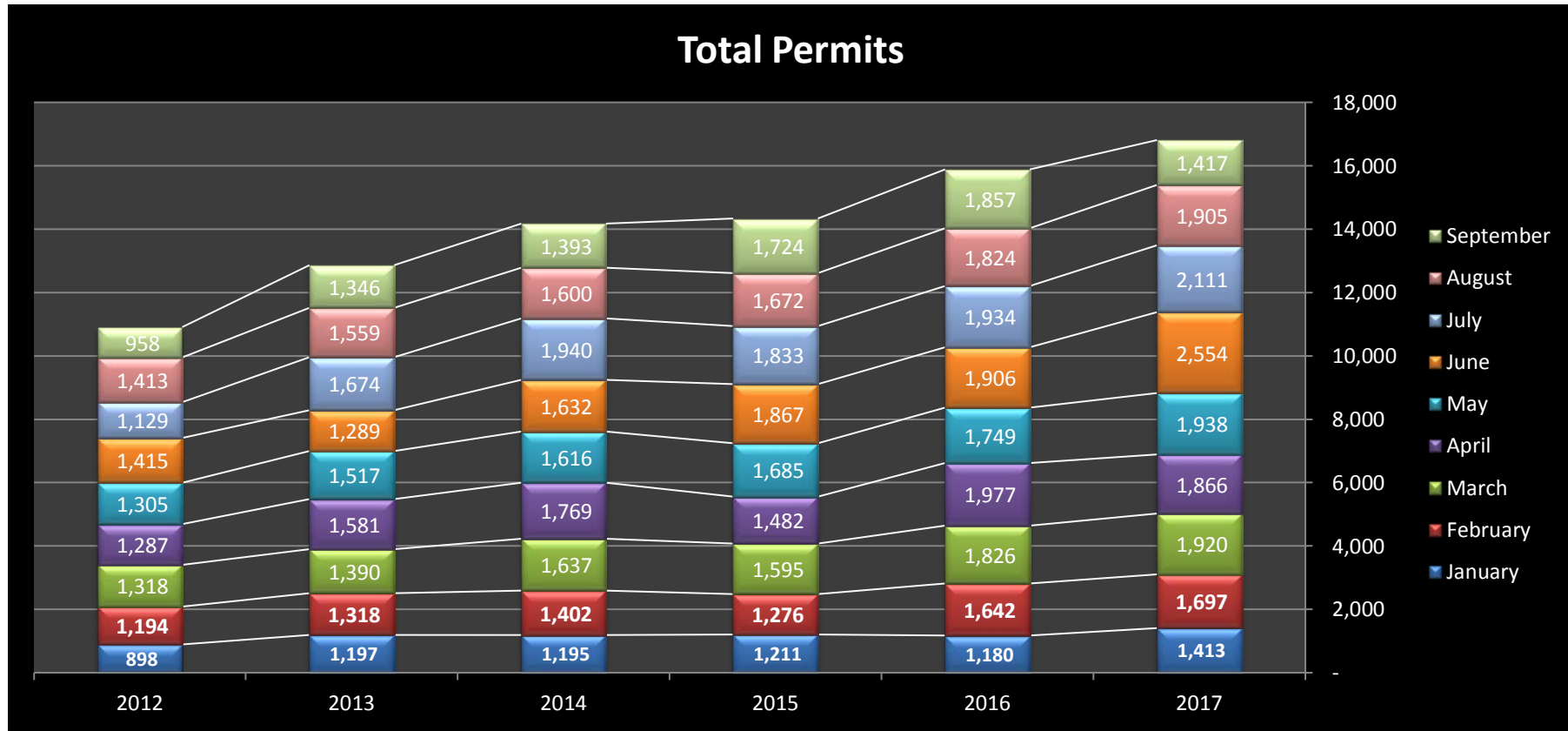




The permits listed here include all permits approved by the Building Development Services Department. Including all electrical, plumbing, mechanical, right of way, and various other types of permits.



City of Laredo
 Building Development Services Department
 Monthly Report for September 2017



The permits listed here include all permits approved by the Building Development Services Department. Including all electrical, plumbing, mechanical, right of way, and various other types of permits.

Building Development Services Inspections

