

City of Laredo  
Building Development Services Department  
Monthly Report for November 2017

Type	BUILDING PERMITS	Permits	Fee Collected	Valuation	Units
<b>HOUSEKEEPING BUILDING</b>					
101	*Single Family Detached	55	\$ 36,129.00	\$ 8,059,537	55
102	*Single Family Attached				
103	*2 Family Building				
104	*3 and 4 Family Buildings				
105	*5 or More Family Buildings				
107	*Mobile Home Installation	4	\$ 200.00		4
106	*Mobile Home REINSTALLATION	11	\$ 550.00		
	<b>Subtotal</b>	<b>70</b>	<b>\$ 36,879.00</b>	<b>\$ 8,059,537.00</b>	<b>59</b>
<b>NEW RESIDENTIAL NON-HOUSEKEEPING BLDG</b>					
213	*Hotels, Motels & Tourist Cabins				
<b>NEW NON-RESIDENTIAL BUILDING</b>					
318	*Amusement, Social & Recreational				
319	*Church & Other Religious	1	\$ 1,993.50	\$ 669,000	
320	*Industrial/Warehouse	4	\$ 32,124.50	\$ 36,535,536	
321	*Prkg/Paving (Bldg & Open Decked)				
322	*Gas Stations & Repair Garages				
323	*Hospitals & Institutional				
324	*Office, Banks & Professional	7	\$ 4,866.00	\$ 1,065,055	
325	*Public Works & Utilities				
326	*Schools & Other Educational				
327	*Stores & Customer Services	2	\$ 742.50	\$ 146,478	
330	*Commercial-Shell Only	1	\$ 3,939.75	\$ 2,252,280	
331	*Restaurant	4	\$ 1,821.00	\$ 360,000	
	<b>Subtotal</b>	<b>19</b>	<b>\$ 45,487.25</b>	<b>\$ 41,028,349</b>	
<b>ADDITIONS, ALTERNATIONS &amp; CONVERSION</b>					
434	*Residential Porch, Carport, & Additions	47	\$ 5,940.50	\$ 803,030	
435	*Block Fence, Remodel, Reroof	240	\$ 15,978.50	\$ 2,175,177	
437	*Non Residential & Non Housekeeping	4	\$ 318.00	\$ 40,865	
438	*Adds of Resid. Storage, & Palapa	16	\$ 1,000.00	\$ 96,386	
439	*Swimming Pools Res. & Commercial	8	\$ 858.00	\$ 101,000	
440	*Remodeling Residential	9	\$ 1,812.00	\$ 439,005	
	<b>Subtotal</b>	<b>324</b>	<b>\$ 25,907.00</b>	<b>\$ 3,655,463</b>	
<b>BUILDING PERMITS</b>					
	November 2017	413	\$ 108,273.25	\$ 52,743,349	
	November 2016	349	\$ 117,179.40	\$ 50,992,551	
	Increase or Decrease	<b>64</b>	<b>\$ (8,906.15)</b>	<b>\$ 1,750,798</b>	
	Jan. 1, 2017 to Nov 30, 2017	5636	\$ 1,282,615.63	\$ 407,334,116	
	Jan. 1, 2016 to Nov 30, 2016	4899	\$ 1,340,942.25	\$ 452,556,665	
	Increase of Decrease	<b>737</b>	<b>\$ (58,326.62)</b>	<b>\$ (45,222,549)</b>	

City of Laredo  
 Building Development Services Department  
 Monthly Report for November 2017

**CONCRETE DRIVEWAY & STREET CUTS**

500	*Driveway & Sidewalks/Residential	165	\$	8,450.00
501	*Driveway & Sidewalks/Commercial	11	\$	2,750.00
502	*Irrigation Residential	2	\$	100.00
503	*Irrigation Commercial	1	\$	250.00
511	*Street Cuts & Excavation R.O.W.	11	\$	6,000.00
504	*Wastewater in R.O.W.	17		
505	*Water distribution in R.O.W.	62		
506	*AEP in R.O.W.	22		
507	*AT&T in R.O.W.	6		
508	*Time Warner in R.O.W.	0		
510	*Reliant Energy / Centerpoint			
512	*Utilities in R.O.W.	2	\$	1,250.00
	<b>Subtotal</b>	<b>299</b>	<b>\$</b>	<b>18,800.00</b>

**DEMOLITIONS AND RAZING OF BUILDINGS**

645	*Single Family House (Atch/Detach)	6	\$	300.00
646	*2 Family Building			
647	*3 & 4 Family Buildings			
648	*5 or More Family Building			
649	*All Other Building and Structures	4	\$	200.00
	<b>Subtotal</b>	<b>10</b>	<b>\$</b>	<b>500.00</b>

**ELECTRICAL PERMITS**

700	*Temporary Poles	14	\$	812.00
701	*Residential Permits	92	\$	10,068.50
702	*Commercial Permits	82	\$	9,916.00
703	*Reconnection Permits	3	\$	75.00
704	*H-Frame			
705	*Meter Upgrade	7	\$	368.00
	<b>Subtotal</b>	<b>198</b>	<b>\$</b>	<b>21,239.50</b>

**PLUMBING PERMITS**

800	*Residential Plumbing	87	\$	10,872.00
801	*Commercial Plumbing	28	\$	3,062.00
802	*Natural Gas			
803	*Medical Gas			
804	*Irrigation Residential	17	\$	1,142.00
805	*Irrigation Commercial	3	\$	281.00
	<b>Subtotal</b>	<b>135</b>	<b>\$</b>	<b>15,357.00</b>

**MECHANICAL PERMITS**

900	*Residential Permits	69	\$	7,872.00
901	*Commercial Permits	19	\$	2,584.00
902	*Change Out Permits	12	\$	1,568.00
	<b>Subtotal</b>	<b>100</b>	<b>\$</b>	<b>12,024.00</b>

City of Laredo  
 Building Development Services Department  
 Monthly Report for November 2017

<b>OTHERS PERMITS</b>					
960	*Amusement Arcades Permits	14	\$	194,013.00	MACHINES 353
	*Parking Lots	1	\$	1,656.00	
328	*Signs	51	\$	3,889.83	
329	*Portable Buildings				
332	*Towers	1	\$	64.50	
980	*Vendors Permits	8	\$	1,102.00	
	*CO Inspections				
915	*New Business Permits	37	\$	1,850.00	
985	Garage Sale Permits	316	\$	5,325.00	

**Subtotal** **428** **\$** **207,900.33**

**Total Permits and Fees** **1,583** **\$** **384,094.08**

2016 November Total Permits and Fees 1,475 \$ 530,346.31 \$ (146,252.23)

<b>Certificates of Occupany</b>	Amusement (New)	9
	Residential	66
	MultiFamily	7
	Business	41
	Replacement*	

\*includes: Amusement Renewals, Business Replacement

**LARGE PERMITS**

	<u>Description</u>	<u>Valuation</u>	<u>Permit Type/ Number</u>	<u>Units</u>
PRJ	US Cold Storage	\$ 34,000,000.00	320 Industrial/ Warehouse	
ADD	201 Vidal Cantu Rd		17-12722	
OW	US Cold Storage		11/9/2017	
PRJ	Warehouse	\$ 2,285,536.00	320 Industrial/ Warehouse	
ADD	22401 FM 1472		17-13868	
OW	Lopezadri Forwarding, LLC		11/17/2017	
PRJ	Commercial Shell	\$ 2,252,280.00	330 Commercial Shell	
ADD	11110 FM 1472		17-1070	
OW			11/21/2017	
PRJ		\$740,000.00	324 Office, Banks	
ADD	2413 Jacaman Rd		17-13734	
OW			11/29/2017	
PRJ	St John Neumann Addition	\$669,000.00	319 Church or Other Religious	
ADD	310 Hillside Rd		17-14959	
OW	Diocese of Laredo		11/06/2017	

City of Laredo  
 Building Development Services Department  
 Monthly Report for November 2017

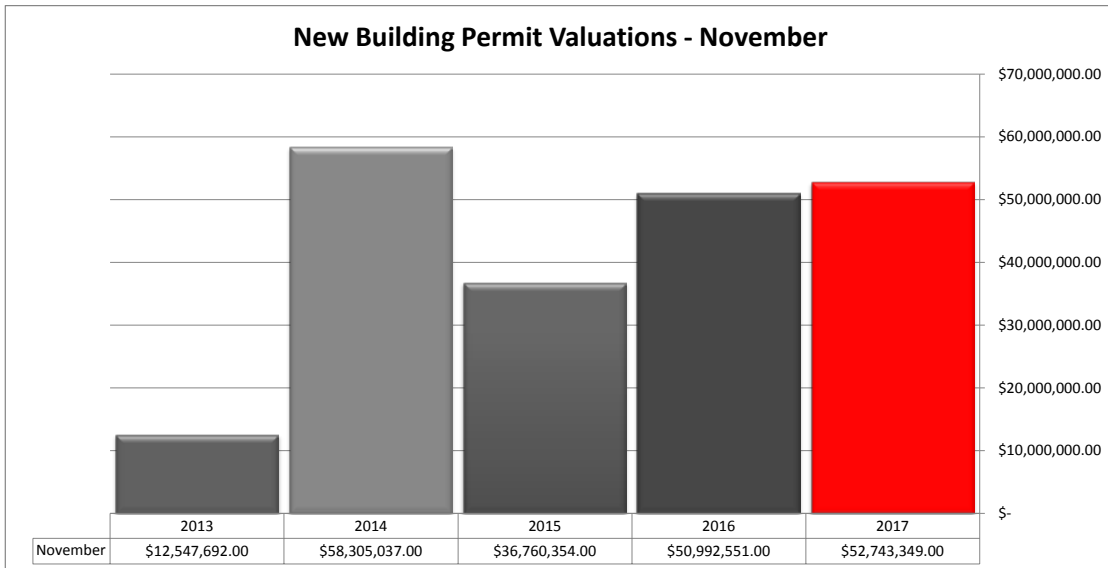
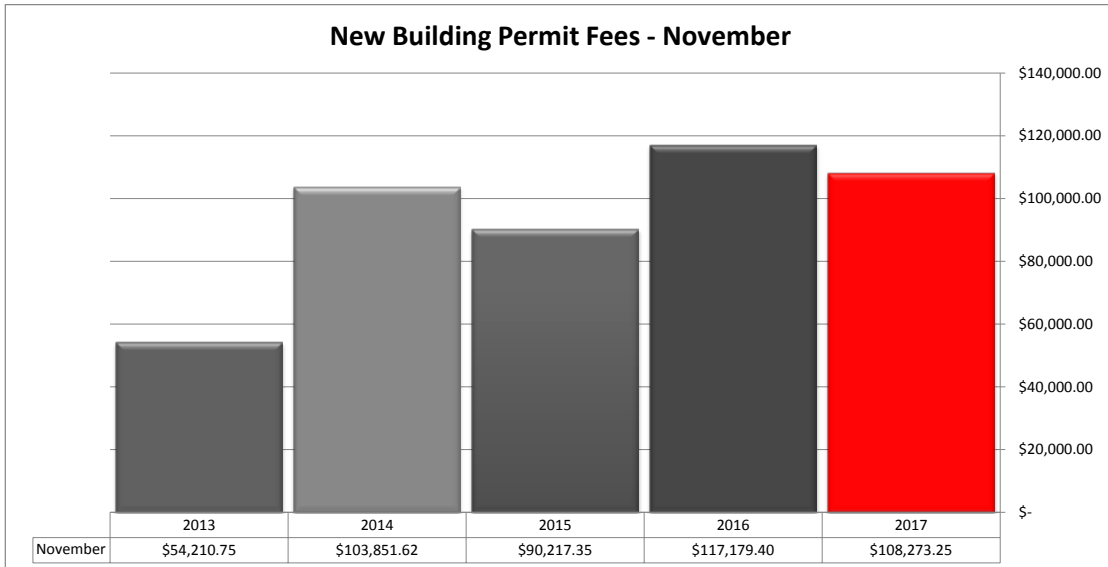
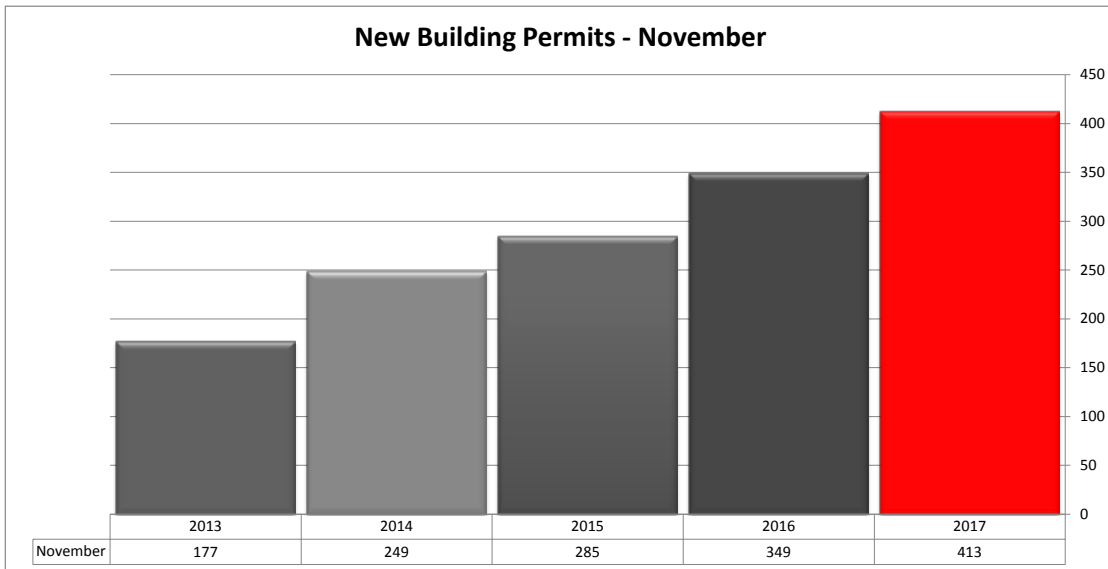
		<b>INSPECTIONS</b>		
		<b>November</b>	<b>Year to Date</b>	
100	FOUNDATION	107	1576	
101	FRAMING	116	1728	
102	CERTIFICATE OF OCCUPANCY		0	
104	BUILDING FINAL	163	2065	
105	FOOTING		3	
106	INVESTIGATION INSPECTION	11	152	
107	POOL REINFORCING INSPECTION	1	44	
108	POOL FENCE		1	
109	ROOF IN PROGRESS		0	
110	ROOF FINAL		0	
111	MH-TIE DOWN		0	
112	MH- SKIRTING		0	
113	MH-DECK		0	
114	INSULATION	90	1130	488
200	T-POLE	12	169	
201	EL RES. ROUGH-IN	82	1124	
202	EL H-FRAME	97	941	
203	EL COMM WALL ROUGH-IN	12	183	
204	EL COMM CEILING ROUGH-IN	11	203	
205	EL COMM ROUGH-IN	19	220	
206	EL PROVISIONAL	13	132	
207	EL FINAL	180	2142	
208	EL RECONNECT	10	88	436
300	PL COVER	65	1101	
301	PL COPPER	3	33	
302	PL ROUGH-IN	97	1297	
303	PL CSI & FINAL	115	1345	
304	PL CSI		1	
305	PL GAS ROUGH IN	30	305	
306	PL GAS FINAL	41	302	351
400	ML ROUGH -IN	98	1612	
401	ML FINAL	115	1572	213
500	SC DRIVEWAY & SIDEWALK	213	1475	
501	SC STREET CUT	3	15	216
550	PZ FLOOD ELEVATION		0	
551	PZ-PLATTING		0	
600	FIRE INSPECTION	194	2648	
601	FIRE RE-INSPECTION 2ND VISIT		0	
602	FIRE AFTER HR INSPECTION		0	
603	FIRE AIRPORT INSP		0	
604	FIRE ALARM PANEL REPLACEMENT		5	
605	FIRE CONTROL BURNING INSP		3	
606	FIRE BEER & WINE INSP	1	59	
607	FIRE CHURCH INSPECTION		0	
608	FIRE DAYCARE OR SIMILAR INSP	5	151	
609	FIRE DETENTION		9	
609B	FIRE CORRECTIONAL		4	
610	FIRE EXPLOSIVE TRANSPORT	13	126	
610B	FIRE RADIATION TRANSPORT		2	
611	FIRE FOOD BOOTH INSP		50	
612	FIRE DRILLS COMMERCIAL INSP		0	
613	FIRE FUEL LN PRESSURE TEST INS		1	

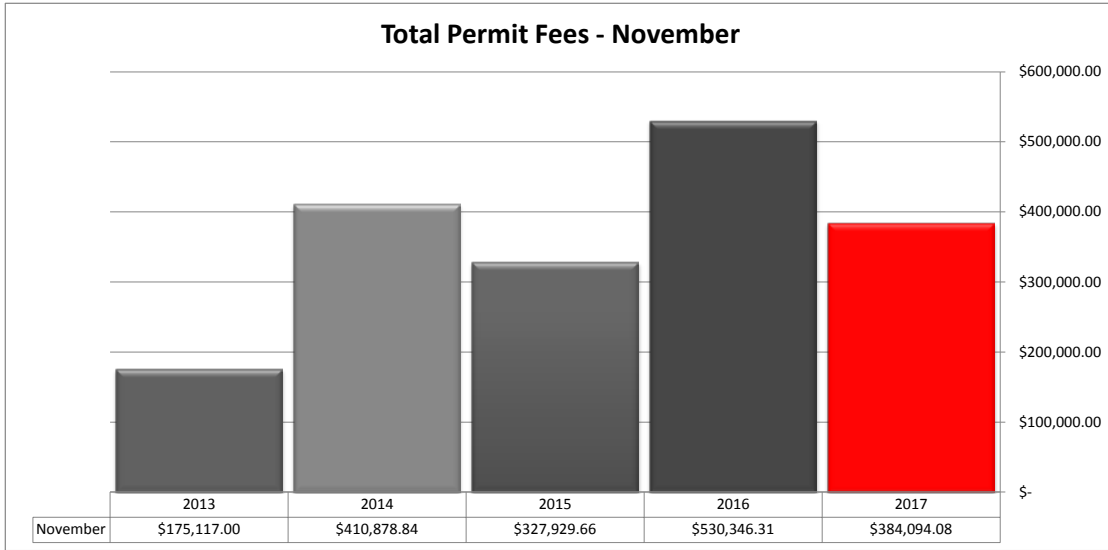
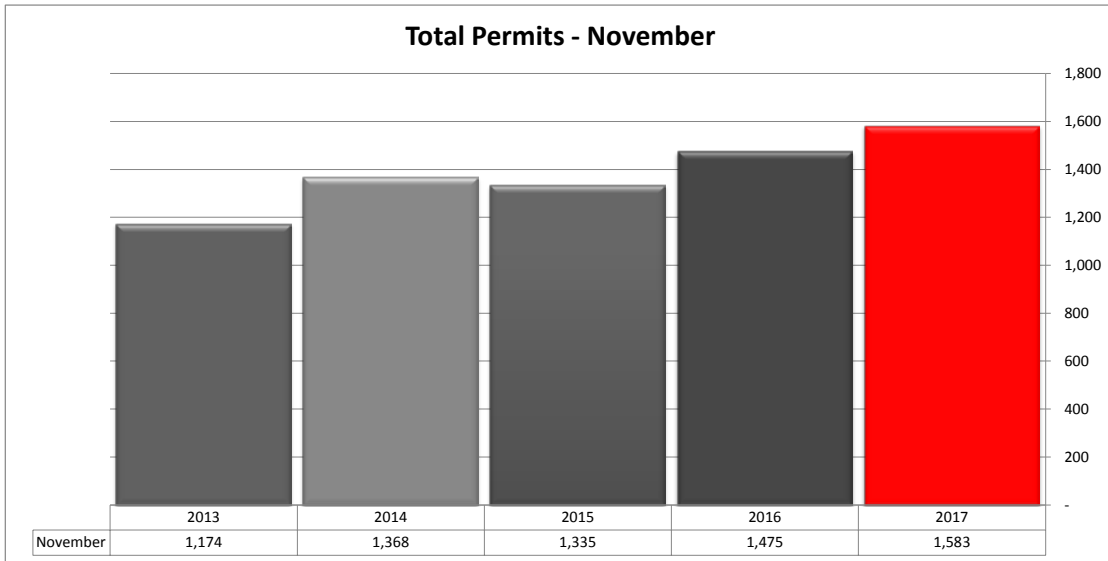
City of Laredo  
 Building Development Services Department  
 Monthly Report for November 2017

614	FIRE ALARM MODIFICATION INSP	2	119	
615	FIRE FUEL PUMP FIRE INSP	8	12	
616	FIRE ALARM CONN TO SPRINKLER		3	
617	FIRE WORKS DISPLAY OUTDOORS		5	
618	FIRE HOTEL INSP		4	
618B	FIRE MOTEL INSP		6	
619	FIRE HOSPITAL OR SIMILAR INSP	1	12	
620	FIRE SPRINKLER HYDRSTATIC TEST	71	306	
621	FIRE LPG TANK INSP		0	
622	FIRE MOBILE REFUEL INSP		0	
623	FIRE MONITORING GAS WELL INSP		0	
624	FIRE ALARM NEW INSTALL INSP	15	146	
625	FIRE NURSING HOME OR SIMILAR I		7	
627	FIRE PARADE FLOAT INSP		0	
628	FIRE PYROTECHNICS INDOOR	2	4	
629	FIRE PHYSICAL THERAPY	2	19	
629B	FIRE REHAB	1	4	
629C	FIRE CLINIC	1	18	
630	FIRE SPRINKLER MOD INSP		9	
631	FIRE SPRAY PAINT BOOTH INSP		1	
632	FIRE STORAGE TANK UNDER GRND		3	
632B	FIRE STORAGE TANK ABOVE GRND		9	
633	FIRE TENT PERMIT INSP	2	12	
634	FIRE USED CLOTHING INSP		5	
635	FIRE LINE UNDERGROUND HYDRO	25	134	
636	FIRE UNDR GRD TANK REMOVAL		2	
637	FIRE WAREHOUSE INSP	1	14	
638	FIRE FOSTER HOME INSPECTIONS	3	62	
639	FIRE HAUNTED HOUSE INSPECTION		0	
660	FIRE AUTOMATIC VENT HOOD SYS	15	103	
661	FIRE VISUAL UNDERGROUND 1	18	142	
662	FIRE VISUAL UNDERGROUND 2		0	
663	FIRE VISUAL SPKL OVERHEAD 1	68	346	
664	FIRE VISUAL SPKL OVERHEAD 2		0	
665	FIRE VISUAL SPKL OVERHEAD 3		0	
666	FIRE VISUAL FIRE ALARM 1	5	55	
667	FIRE VISUAL FIRE ALARM 2		1	
668	FIRE VISUAL FIRE ALARM 3		0	
669	FIRE AMUSEMENT CENTER	2	91	
670	FIRE CAREER DAY/DEMO	4	78	
671	FIRE YELLOW TAG INSPECTION		2	
672	FIRE RED TAG INSPECTION		7	
799	IRRIGATION FINAL		0	
899	IRRIGATION ROW FINAL		0	1,704
FISH	FIRE SAFETY HOUSE		0	459
<b>Totals</b>		<b>2163</b>	<b>25758</b>	

**Notes:**

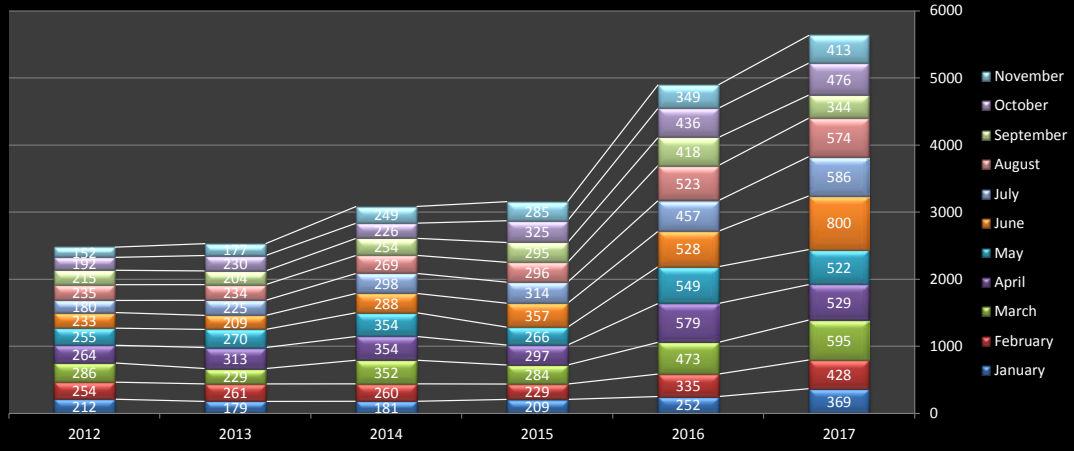
This report is prepared by the Building Development Services Department using monthly building reports. For any questions or comments, please contact Andres Castañeda - 956.794.1625 - acastaneda@ci.laredo.tx.us



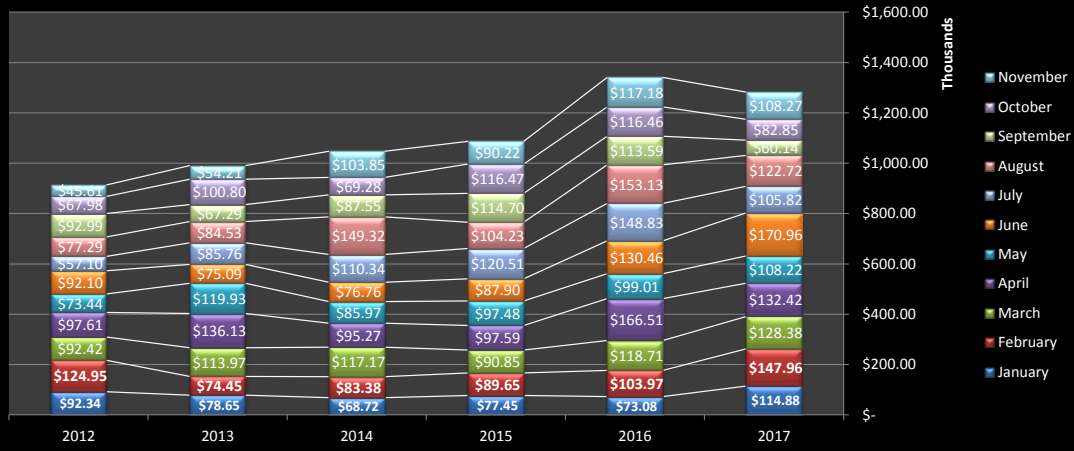


The permits listed here include all permits approved by the Building Development Services Department. Including all electrical, plumbing, mechanical, right of way, and various other types of permits.

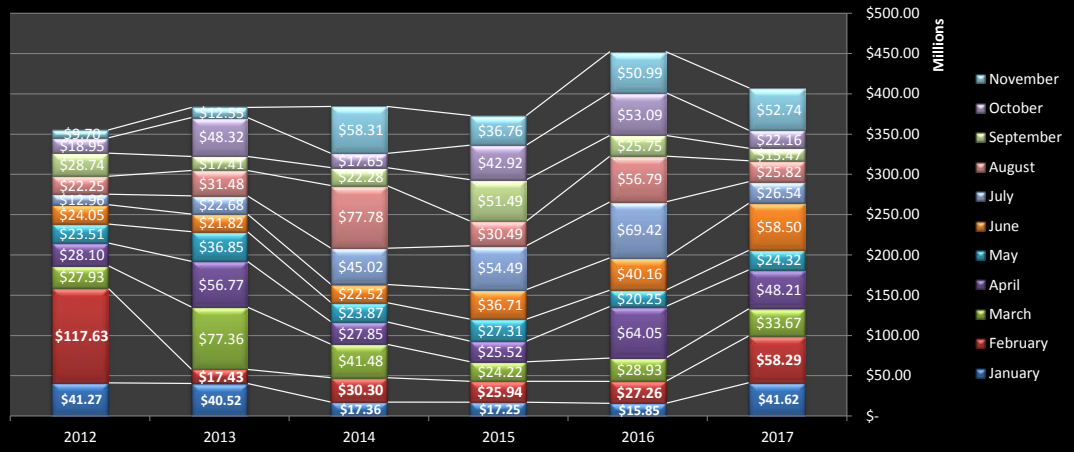
### New Building Permits (YEAR TO DATE)



### New Building Permit Fees (YEAR TO DATE)

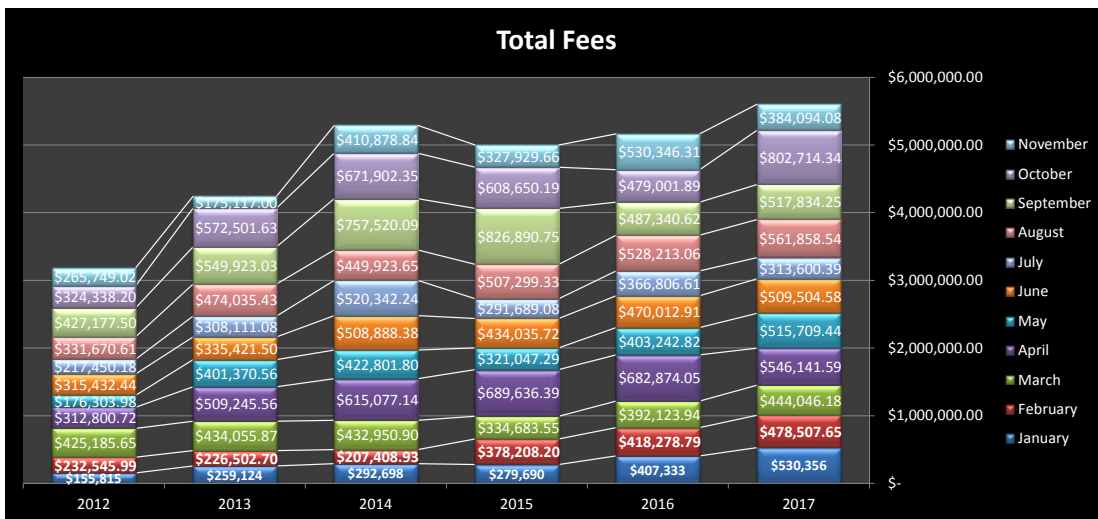
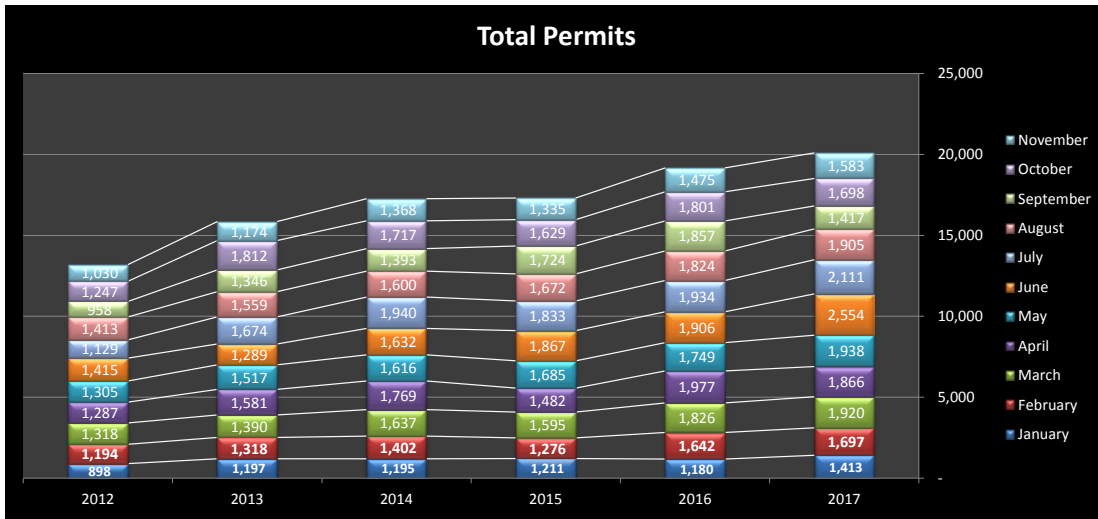


### New Building Permit Valuations (YEAR TO DATE)





City of Laredo  
 Building Development Services Department  
 Monthly Report for November 2017



The permits listed here include all permits approved by the Building Development Services Department. Including all electrical, plumbing, mechanical, right of way, and various other types of permits.

### Building Development Services Inspections

