

City of Laredo
Building Development Services Department
Monthly Report for January 2018

Type	Permit Description	Permits	Fee Collected	Valuation	Units	Bldgs
HOUSEKEEPING BUILDING						
101	*Single Family Detached	80	\$ 53,385.00	\$ 11,610,150	80	
102	*Single Family Attached					
103	*2 Family Building	32	\$ 1,023.00	\$ 2,159,052	64	32
104	*3 and 4 Family Buildings	1		\$ 215,000	4	1
105	*5 or More Family Buildings	1	\$ 1,836.00	\$ 564,000	8	1
107	*Mobile Home Installation	4	\$ 200.00		4	
106	*Mobile Home REINSTALLATION	4	\$ 200.00			
	Subtotal	122	\$ 56,644.00	\$ 14,548,202	160	
NEW RESIDENTIAL NON-HOUSEKEEPING BLDG						
213	*Hotels, Motels & Tourist Cabins					
NEW NON-RESIDENTIAL BUILDING						
318	*Amusement, Social & Recreational	1	\$ 280.50	\$ 43,500		
319	*Church & Other Religious	3	\$ 2,805.00	\$ 880,867		
320	*Industrial/Warehouse	1	\$ 226.50	\$ 35,000		
321	*Prkg/Paving (Bldg & Open Decked)					
322	*Service Stations & Repair Garages					
323	*Hospitals & Institutional					
324	*Office, Banks & Professional	6	\$ 1,608.00	\$ 302,124		
325	*Public Works & Utilities					
326	*Schools & Other Educational					
327	*Stores & Customer Services	3	\$ 3,867.75	\$ 1,727,914		
330	*Commercial-Shell Only					
331	*Restaurant	3	\$ 583.50	\$ 87,809		
	Subtotal	17	\$ 9,371.25	\$ 3,077,214		
ADDITIONS, ALTERNATIONS & CONVERSION						
434	*Residential Porch, Carport, & Additions	28	\$ 2,676.75	\$ 371,341		
435	*Block Fence, Remodel, Reroof	196	\$ 12,443.00	\$ 1,774,115		
437	*Non Residential & Non Housekeeping	70	\$ 10,555.50	\$ 3,285,390		
438	*Adds of Resid. Storage, & Palapa	13	\$ 626.50	\$ 55,087		
439	*Swimming Pools Res. & Commercial	6	\$ 645.00	\$ 90,500		
440	*Remodeling Residential	12	\$ 2,688.83	\$ 2,006,247		
	Subtotal	325	\$ 29,635.58	\$ 7,582,680		
BUILDING PERMITS						
	January 2018	464	\$ 95,650.83	\$ 25,208,096		
	January 2017	369	\$ 114,877.48	\$ 41,615,848.00		
	Increase or Decrease	95	\$ (19,226.65)	\$ (16,407,752)		
	Jan. 1, 2018 to Jan. 31, 2018	464	\$ 95,650.83	\$ 25,208,096		
	Jan. 1, 2017 to Jan. 31, 2017	369	\$ 114,877.48	\$ 41,615,848		
	Increase of Decrease	95	\$ (19,226.65)	\$ (16,407,752)		

City of Laredo
 Building Development Services Department
 Monthly Report for January 2018

CONCRETE DRIVEWAY & STREET CUTS

500	*Driveway & Sidewalks/Residential	90	\$	4,550.00
501	*Driveway & Sidewalks/Commercial	4	\$	900.00
502	*Irrigation Residential	4	\$	200.00
503	*Irrigation Commercial			
511B	*Street Cuts & Excavation R.O.W.	12	\$	5,600.00
504	*Wastewater in R.O.W.	22		
505	*Water distribution in R.O.W.	105		
506	*AEP in R.O.W.	18		
507	*AT&T in R.O.W.	0		
508	*Time Warner in R.O.W.			
510	*Reliant Energy / Centerpoint	1		
512	*Utilities in R.O.W.	1	\$	250.00
	Subtotal	257	\$	11,500.00

DEMOLITIONS AND RAZING OF BUILDINGS

645	*Single Family House (Atch/Detach)	10	\$	450.00
646	*2 Family Building			
647	*3 & 4 Family Buildings			
648	*5 or More Family Building			
649	*All Other Building and Structures	5	\$	250.00
	Subtotal	15	\$	700.00

ELECTRICAL PERMITS

700	*Temporary Poles	11	\$	580.50
701	*Residential Permits	111	\$	12,644.00
702	*Commercial Permits	52	\$	9,042.50
703	*Reconnection Permits	5	\$	125.00
704	*H-Frame			
705	*Meter Upgrade	5	\$	250.00
	Subtotal	184	\$	22,642.00

PLUMBING PERMITS

800	*Residential Plumbing	101	\$	14,347.00
801	*Commercial Plumbing	35	\$	4,632.00
802	*Natural Gas			
803	*Medical Gas			
804	*Irrigation Residential	14	\$	1,001.00
805	*Irrigation Commercial	7	\$	225.00
	Subtotal	157	\$	20,205.00

MECHANICAL PERMITS

900	*Residential Permits	79	\$	8,642.00
901	*Commercial Permits	12	\$	14,304.00
902	*Change Out Permits	1	\$	120.00
	Subtotal	92	\$	23,066.00

City of Laredo
Building Development Services Department
Monthly Report for January 2018

OTHERS PERMITS

960	*Amusement Arcades Permits	4	\$	110,550.00	MACHINES	105.28571
	*Parking Lots	2	\$	345.00		
328	*Signs	26	\$	3,309.46		
329	*Portable Buildings	1	\$	50.00		
332	*Towers	4	\$	754.50		
980	*Vendors Permits					
	*CO Inspection					
915	*New Business Permits	65	\$	3,250.00		
985	*Garage Sale Permits	169	\$	2,536.00		

Subtotal		271	\$	120,794.96		
-----------------	--	------------	-----------	-------------------	--	--

Total Permits and Fees		1,440	\$	294,558.79		
-------------------------------	--	--------------	-----------	-------------------	--	--

2017 January Total Permits and Fees	1,413	\$	530,356.48	\$	27	(\$235,797.69)
-------------------------------------	-------	----	------------	----	----	----------------

Certificates of Occupancy

Amusement (New)	1
Residential	59
MultiFamily	
Business	57
Replacement*	

*includes: Amusement Renewals, Business Replacement

LARGE PERMITS

	<u>Description</u>	<u>Valuation</u>	<u>Permit Type/ Number</u>	<u>Units</u>	<u>BLDGS</u>
PRJ	Addition to Gym	\$ 2,300,000.00	437 Non-Residential		
ADD	9020 San Dario Ave		17-16524		
OW			1/19/2018		
PRJ	Renewal for Renovation	\$ 1,703,295.00	440 - Residential Remodeling		
ADD	4102 Quivira Dr		18-375		
OW			1/11/2018		
PRJ	Shell Building	\$ 1,672,914.00	327 - Stores & Retail		
ADD	2101 Shiloh Dr		17-14563		
OW			1/29/2018		
PRJ	St Jude Church Renovations	\$ 738,338.00	319 - Churches and other Religious		
ADD	2031 Lowry Rd		17-17481		
OW	Diocese of Laredo		1/23/2018		
PRJ	AB Apartments	\$ 564,000.00	105 - 5 or more MultiFamily	8	1
ADD	5601 Cuenca Dr		17-14689		
OW			1/16/2018		

City of Laredo
 Building Development Services Department
 Monthly Report for January 2018

INSPECTIONS

	January	Year to Date		
100	FOUNDATION	133	133	
101	FRAMING	123	123	
102	CERTIFICATE OF OCCUPANCY			-
104	BUILDING FINAL	142	142	
105	FOOTING			-
106	INVESTIGATION INSPECTION	11	11	
107	POOL REINFORCING INSPECTION	3	3	
108	POOL FENCE			-
109	ROOF IN PROGRESS			-
110	ROOF FINAL			-
111	MH-TIE DOWN			-
112	MH- SKIRTING			-
113	MH-DECK			-
114	INSULATION	78	78	Building
200	T-POLE	10	10	
201	EL RES. ROUGH-IN	71	71	
202	EL H-FRAME	65	65	
203	EL COMM WALL ROUGH-IN	10	10	
204	EL COMM CEILING ROUGH-IN	11	11	
205	EL COMM ROUGH-IN	17	17	
206	EL PROVISIONAL	10	10	
207	EL FINAL	159	159	
208	EL RECONNECT	6	6	Electrical
300	PL COVER	86	86	
301	PL COPPER	1	1	
302	PL ROUGH-IN	82	82	
303	PL CSI & FINAL	94	94	
304	PL CSI			-
305	PL GAS ROUGH IN	41	41	
306	PL GAS FINAL	30	30	Plumbing
400	ML ROUGH -IN	100	100	
401	ML FINAL	119	119	Mechanical
500	SC DRIVEWAY & SIDEWALK	100	100	
501	SC STREET CUT	1	1	ROW
550	PZ FLOOD ELEVATION			-
551	PZ-PLATTING			-
600	FIRE INSPECTION	439	439	
601	FIRE RE-INSPECTION 2ND VISIT			-
602	FIRE AFTER HR INSPECTION			-
603	FIRE AIRPORT INSP			-
604	FIRE ALARM PANEL REPLACEMENT	1	1	
605	FIRE CONTROL BURNING INSP			-
606	FIRE BEER & WINE INSP	1	1	
607	FIRE CHURCH INSPECTION			-
608	FIRE DAYCARE OR SIMILAR INSP	17	17	
609	FIRE DETENTION			-
609B	FIRE CORRECTIONAL			-
610	FIRE EXPLOSIVE TRANSPORT	1	1	
610B	FIRE RADIATION TRANSPORT			-
611	FIRE FOOD BOOTH INSP			-
612	FIRE DRILLS COMMERCIAL INSP			-
613	FIRE FUEL LN PRESSURE TEST INS			-
614	FIRE ALARM MODIFICATION INSP	1	1	

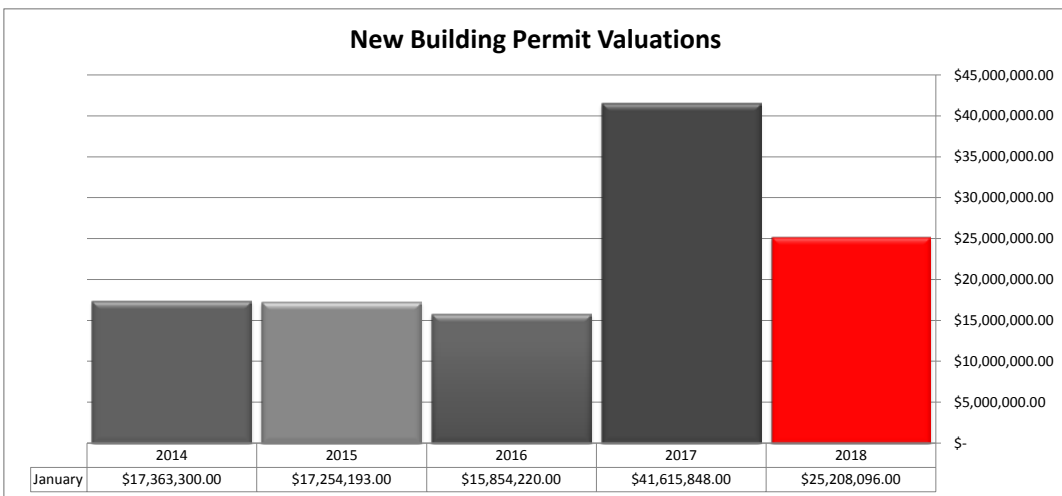
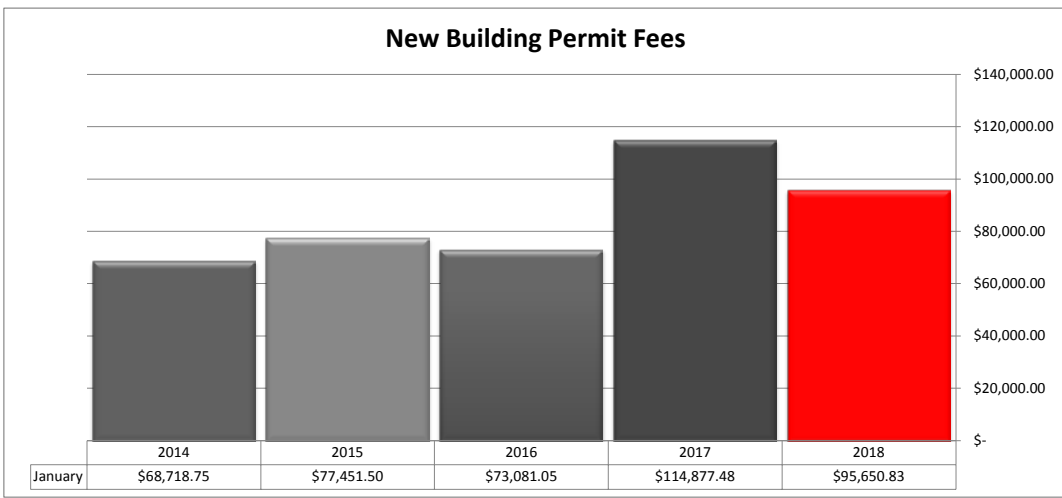
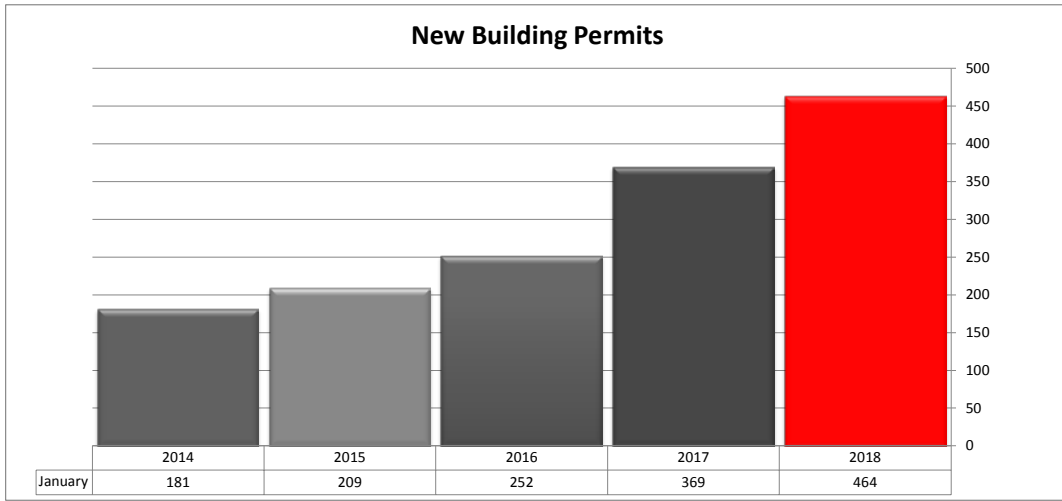
City of Laredo
Building Development Services Department
Monthly Report for January 2018

615	FIRE FUEL PUMP FIRE INSP			-
616	FIRE ALARM CONN TO SPRINKLER	1	1	-
617	FIRE WORKS DISPLAY OUTDOORS			-
618	FIRE HOTEL INSP	4	4	-
618B	FIRE MOTEL INSP			-
619	FIRE HOSPITAL OR SIMILAR INSP	2	2	-
620	FIRE SPRINKLER HYDRSTATIC TEST	10	10	-
621	FIRE LPG TANK INSP			-
622	FIRE MOBILE REFUEL INSP			-
623	FIRE MONITORING GAS WELL INSP			-
624	FIRE ALARM NEW INSTALL INSP	5	5	-
625	FIRE NURSING HOME OR SIMILAR I			-
627	FIRE PARADE FLOAT INSP			-
628	FIRE PYROTECHNICS INDOOR			-
629	FIRE PHYSICAL THERAPY	2	2	-
629B	FIRE REHAB			-
629C	FIRE CLINIC			-
630	FIRE SPRINKLER MOD INSP	2	2	-
631	FIRE SPRAY PAINT BOOTH INSP			-
632	FIRE STORAGE TANK UNDER GRND			-
632B	FIRE STORAGE TANK ABOVE GRND			-
633	FIRE TENT PERMIT INSP	1	1	-
634	FIRE USED CLOTHING INSP			-
635	FIRE LINE UNDERGROUND HYDRO	5	5	-
636	FIRE UNDR GRD TANK REMOVAL			-
637	FIRE WAREHOUSE INSP	2	2	-
638	FIRE FOSTER HOME INSPECTIONS	8	8	-
639	FIRE HAUNTED HOUSE INSPECTION			-
660	FIRE AUTOMATIC VENT HOOD SYS	12	12	-
661	FIRE VISUAL UNDERGROUND 1	13	13	-
662	FIRE VISUAL UNDERGROUND 2			-
663	FIRE VISUAL SPKL OVERHEAD 1	31	31	-
664	FIRE VISUAL SPKL OVERHEAD 2			-
665	FIRE VISUAL SPKL OVERHEAD 3			-
666	FIRE VISUAL FIRE ALARM 1	8	8	-
667	FIRE VISUAL FIRE ALARM 2			-
668	FIRE VISUAL FIRE ALARM 3			-
669	FIRE AMUSEMENT CENTER	8	8	-
670	FIRE CAREER DAY/DEMO			-
671	FIRE YELLOW TAG INSPECTION	4	4	-
672	FIRE RED TAG INSPECTION	7	7	-
799	IRRIGATION FINAL			-
899	IRRIGATION ROW FINAL			- Building Dept
FISH	FIRE SAFETY HOUSE			- Fire Dept
Totals		2088	2088	1,503 585

Notes:

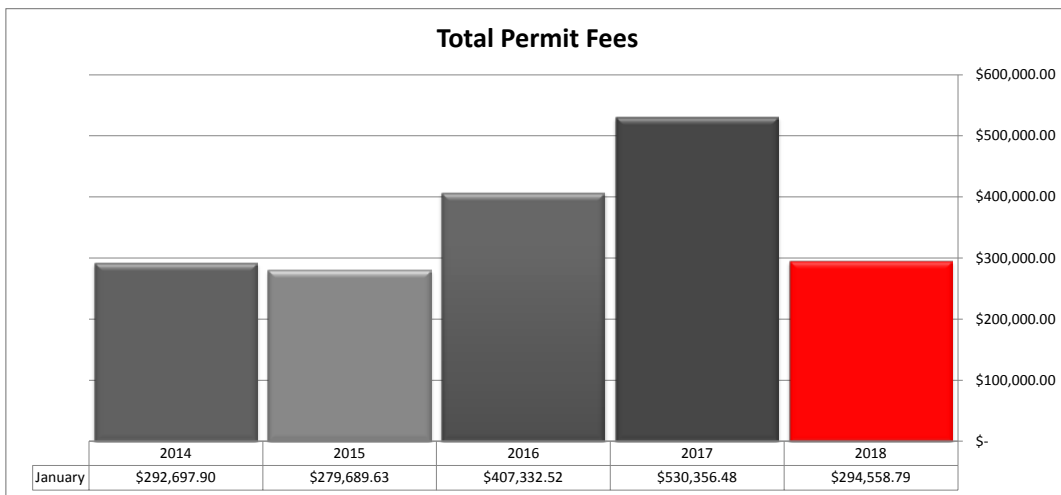
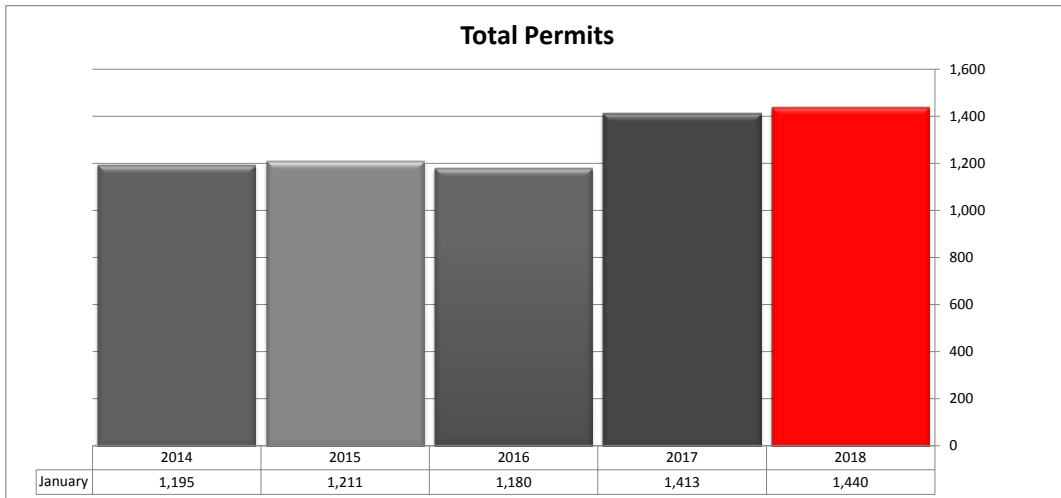
This report is prepared by the Building Development Services Department using monthly building reports. For any questions or comments, please contact Andres Castañeda - 956.794.1625 - acastaneda@ci.laredo.tx.us



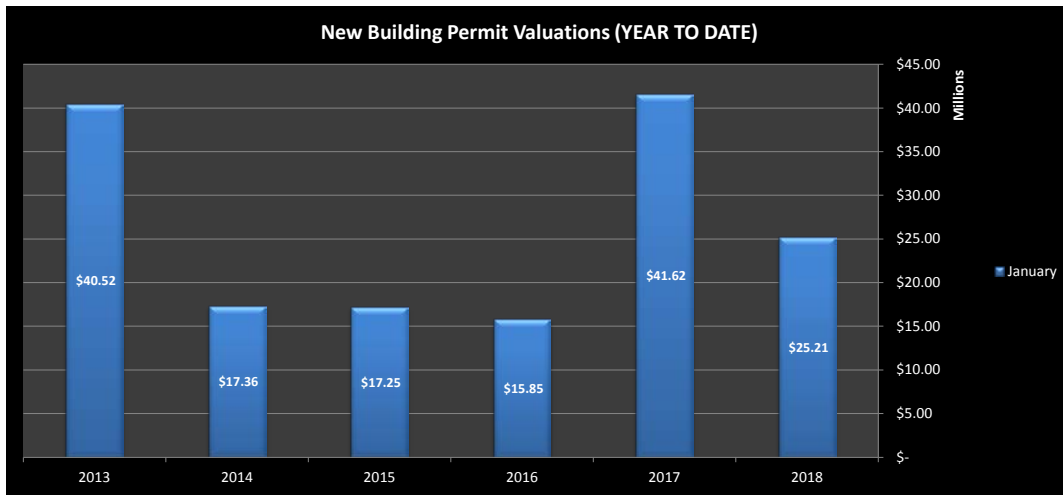
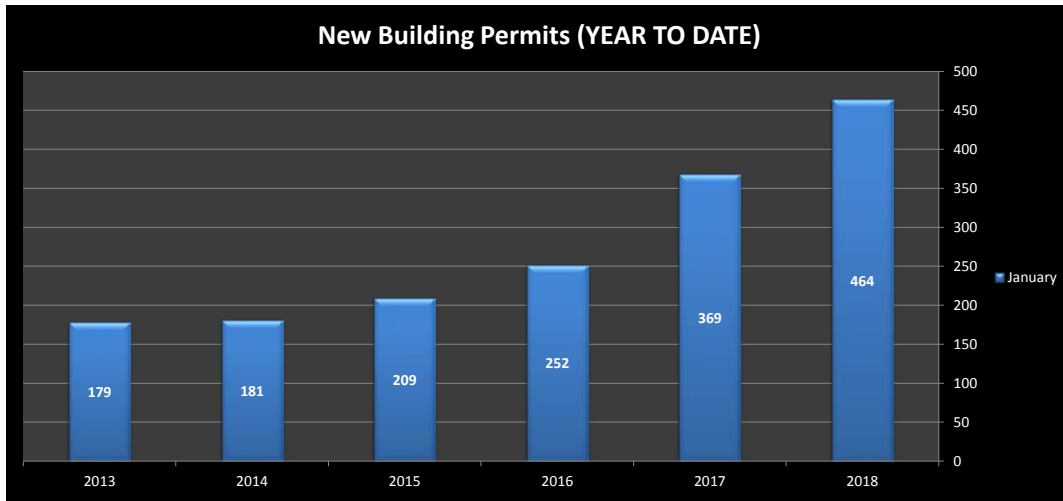


The permits listed here include all permits approved by the Building Development Services Department for NEW CONSTRUCTION. This includes new residential, commercial and addition or remodel construction.

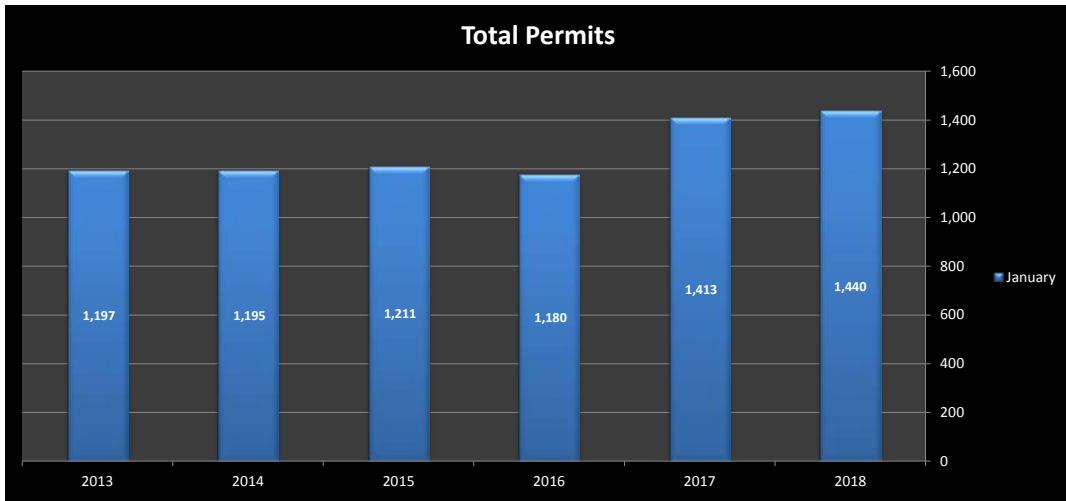
City of Laredo
 Building Development Services Department
 Monthly Report for January 2018



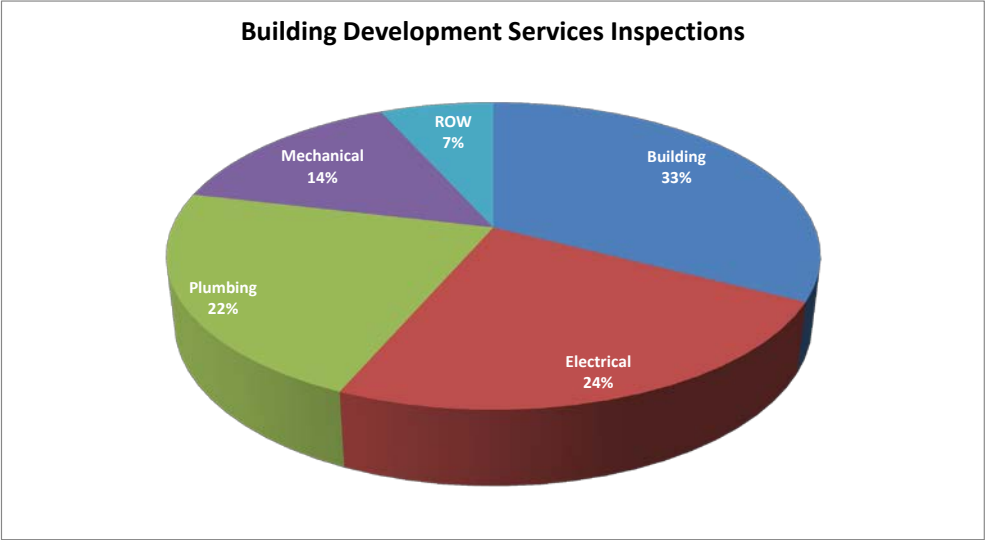
The permits listed here include all permits approved by the Building Development Services Department. Including all electrical, plumbing, mechanical, right of way, and various other types of permits.



The permits listed here include all permits approved by the Building Development Services Department for NEW CONSTRUCTION. This includes new residential, commercial and addition or remodel construction.



The permits listed here include all permits approved by the Building Development Services Department. Including all electrical, plumbing, mechanical, right of way, and various other types of permits.



BUILDING	490
ELECTRICAL	359
MECHANICAL	219
PLUMBING	334
ROW	101
	1,503