

City of Laredo
Building Development Services Department
Monthly Report for February 2018

Type	Permit Description	Permits	Fee Collected	Valuation	Units	Bldgs
HOUSEKEEPING BUILDING						
101	*Single Family Detached	74	\$ 46,990.00	\$ 10,337,027.00	74	
102	*Single Family Attached	1	\$ 481.50	\$ 154,361.00	1	1
103	*2 Family Building	1	\$ 360.00	\$ 153,014.00	2	1
104	*3 and 4 Family Buildings					
105	*5 or More Family Buildings	1	\$ 50.00	\$ 77,745.00		
107	*Mobile Home Installation					
106	*Mobile Home REINSTALLATION	13	\$ 662.50			
	Subtotal	90	\$ 48,544.00	\$ 10,722,147.00	77	
NEW RESIDENTIAL NON-HOUSEKEEPING BLDG						
213	*Hotels, Motels & Tourist Cabins					
NEW NON-RESIDENTIAL BUILDING						
318	*Amusement, Social & Recreational	2	\$ 6,159.00	\$ 4,447,550.00		
319	*Church & Other Religious					
320	*Industrial/Warehouse	2	\$ 351.00	\$ 53,000.00		
321	*Prkg/Paving (Bldg & Open Decked)					
322	*Service Stations & Repair Garages					
323	*Hospitals & Institutional					
324	*Office, Banks & Professional	14	\$ 11,973.00	\$ 4,401,898.00		
325	*Public Works & Utilities					
326	*Schools & Other Educational					
327	*Stores & Customer Services	5	\$ 1,930.00	\$ 464,540.00		
330	*Commercial-Shell Only	1	\$ 5,062.50	\$ 3,750,000.00		
331	*Restaurant	2	\$ 399.00	\$ 60,798.00		
	Subtotal	26	\$ 25,874.50	\$ 13,177,786.00		
ADDITIONS, ALTERNATIONS & CONVERSION						
434	*Residential Porch, Carport, & Additions	28	\$ 2,834.75	\$ 325,493.00		
435	*Block Fence, Remodel, Reroof	161	\$ 8,017.80	\$ 1,067,986.00		
437	*Non Residential & Non Housekeeping	5	\$ 876.00	\$ 269,039.00		
438	*Adds of Resid. Storage, & Palapa	9	\$ 978.00	\$ 337,671.00		
439	*Swimming Pools Res. & Commercial	7	\$ 775.00	\$ 109,000.00		
440	*Remodeling Residential	10	\$ 2,201.00	\$ 640,428.00		
	Subtotal	220	\$ 15,682.55	\$ 2,749,617.00		
BUILDING PERMITS						
	February 2018	336	\$ 90,101.05	\$ 26,649,550.00		
	February 2017	428	\$ 147,961.25	\$ 58,290,247.00		
	Increase or Decrease	-92	\$ (57,860.20)	\$ (31,640,697.00)		
	Jan. 1, 2018 to Feb 28, 2018	800	\$ 185,751.88	\$ 51,857,646.00		
	Jan. 1, 2017 to Feb 28, 2017	797	\$ 262,838.73	\$ 99,906,095.00		
	Increase of Decrease	3	\$ (77,086.85)	\$ (48,048,449.00)		

CONCRETE DRIVEWAY & STREET CUTS

500	*Driveway & Sidewalks/Residential	72	\$	3,850.00
501	*Driveway & Sidewalks/Commercial	3	\$	600.00
502	*Irrigation Residential	1	\$	50.00
503	*Irrigation Commercial	2	\$	500.00
511B	*Street Cuts & Excavation R.O.W.	14	\$	5,050.00
504	*Wastewater in R.O.W.	9		
505	*Water distribution in R.O.W.	40		
506	*AEP in R.O.W.	17		
507	*AT&T in R.O.W.	10		
508	*Time Warner in R.O.W.			
510	*Reliant Energy / Centerpoint			
512	*Utilities in R.O.W.			
	Subtotal	168	\$	10,050.00

DEMOLITIONS AND RAZING OF BUILDINGS

645	*Single Family House (Atch/Detach)	4	\$	200.00
646	*2 Family Building			
647	*3 & 4 Family Buildings			
648	*5 or More Family Building			
649	*All Other Building and Structures	5	\$	250.00
	Subtotal	9	\$	450.00

ELECTRICAL PERMITS

700	*Temporary Poles	19	\$	1,044.50
701	*Residential Permits	122	\$	14,033.00
702	*Commercial Permits	58	\$	6,397.50
703	*Reconnection Permits	4	\$	100.00
704	*H-Frame			
705	*Meter Upgrade	4	\$	200.00
	Subtotal	207	\$	21,775.00

PLUMBING PERMITS

800	*Residential Plumbing	121	\$	15,177.00
801	*Commercial Plumbing	39	\$	3,383.00
802	*Natural Gas			
803	*Medical Gas			
804	*Irrigation Residential	24	\$	1,473.00
805	*Irrigation Commercial	8	\$	1,048.00
	Subtotal	192	\$	21,081.00

MECHANICAL PERMITS

900	*Residential Permits	70	\$	7,770.00
901	*Commercial Permits	13	\$	2,194.00
902	*Change Out Permits	10	\$	2,136.00
	Subtotal	93	\$	12,100.00

City of Laredo
 Building Development Services Department
 Monthly Report for February 2018

OTHERS PERMITS					
960	*Amusement Arcades Permits	2	\$	166,980.00	MACHINES 159
	*Parking Lots	4	\$	2,808.00	
328	*Signs	47	\$	4,279.68	
329	*Portable Buildings				
332	*Towers	2	\$	183.00	
980	*Vendors Permits	75	\$	3,950.00	
	*CO Inspection				
915	*New Business Permits	55	\$	2,750.00	
985	*Garage Sale Permits	211	\$	3,165.00	

Subtotal		396	\$	184,115.68	
-----------------	--	------------	-----------	-------------------	--

Total Permits and Fees		1,401	\$	339,672.73	
-------------------------------	--	--------------	-----------	-------------------	--

2017 February Total Permits and Fees	1,697	\$	478,507.65	(296)	(\$138,834.92)
--------------------------------------	-------	----	------------	-------	----------------

Certificates of Occupany	Amusement (New)	3
	Residential	63
	MultiFamily	4
	Business	32
	Replacement*	

*includes: Amusement Renewals, Business Replacement

LARGE PERMITS

	<u>Description</u>	<u>Valuation</u>	<u>Permit Type/ Number</u>	<u>Units</u>	<u>BLDGS</u>
PRJ	PlayMor	\$ 4,300,000.00	318 - Amusement, Social		
ADD	2819 NE Bob Bullock Loop		17-14280		
OW			2/23/2018		
PRJ	Renovation & Paving	\$ 2,100,000.00	324 - Office, Banks		
ADD	2920 E Saunders St		17-17576		
OW			2/14/2018		
PRJ	Santo Nino Community Center	\$ 977,500.00	324 - Office, Banks		
ADD	2200 Zacatecas		18-1574		
OW			2/7/2018		
PRJ					
ADD					
OW					
PRJ					
ADD					
OW					

INSPECTIONS

		February	Year to Date		
100	FOUNDATION	140	273		
101	FRAMING	125	248		
102	CERTIFICATE OF OCCUPANCY		0		
104	BUILDING FINAL	174	316		
105	FOOTING	1	1		
106	INVESTIGATION INSPECTION	14	25		
107	POOL REINFORCING INSPECTION	8	11		
108	POOL FENCE		0		
109	ROOF IN PROGRESS		0		
110	ROOF FINAL		0		
111	MH-TIE DOWN		0		
112	MH- SKIRTING		0		
113	MH-DECK		0		
114	INSULATION	87	165	Building	549
200	T-POLE	22	32		
201	EL RES. ROUGH-IN	82	153		
202	EL H-FRAME	73	138		
203	EL COMM WALL ROUGH-IN	8	18		
204	EL COMM CEILING ROUGH-IN	8	19		
205	EL COMM ROUGH-IN	11	28		
206	EL PROVISIONAL	11	21		
207	EL FINAL	159	318		
208	EL RECONNECT	13	19	Electrical	387
300	PL COVER	99	185		
301	PL COPPER	2	3		
302	PL ROUGH-IN	102	184		
303	PL CSI & FINAL	112	206		
304	PL CSI		0		
305	PL GAS ROUGH IN	28	69		
306	PL GAS FINAL	39	69	Plumbing	382
400	ML ROUGH -IN	123	223		
401	ML FINAL	135	254	Mechanical	258
500	SC DRIVEWAY & SIDEWALK	70	170		
501	SC STREET CUT	1	2	ROW	71
550	PZ FLOOD ELEVATION		0		
551	PZ-PLATTING		0		
600	FIRE INSPECTION	430	869		
601	FIRE RE-INSPECTION 2ND VISIT		0		
602	FIRE AFTER HR INSPECTION		0		
603	FIRE AIRPORT INSP		0		
604	FIRE ALARM PANEL REPLACEMENT		1		
605	FIRE CONTROL BURNING INSP		0		
606	FIRE BEER & WINE INSP	1	2		
607	FIRE CHURCH INSPECTION		0		
608	FIRE DAYCARE OR SIMILAR INSP	8	25		
609	FIRE DETENTION		0		
609B	FIRE CORRECTIONAL		0		
610	FIRE EXPLOSIVE TRANSPORT	6	7		
610B	FIRE RADIATION TRANSPORT		0		
611	FIRE FOOD BOOTH INSP	46	46		
612	FIRE DRILLS COMMERCIAL INSP		0		
613	FIRE FUEL LN PRESSURE TEST INS		0		
614	FIRE ALARM MODIFICATION INSP		1		

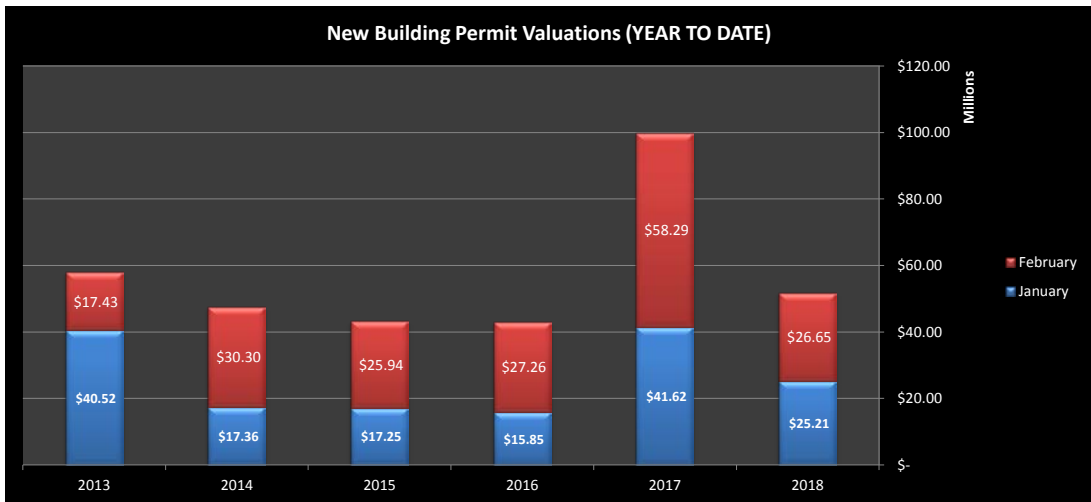
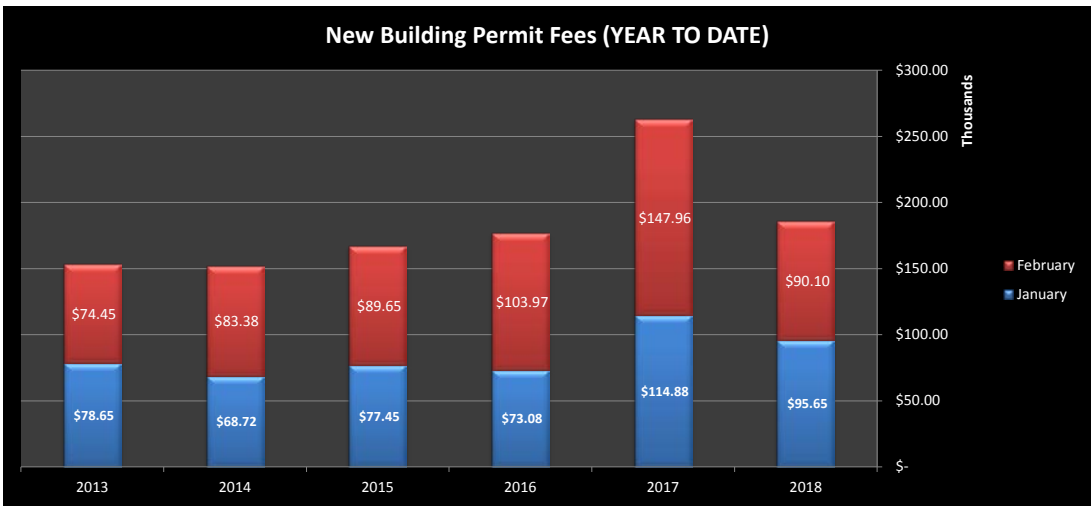
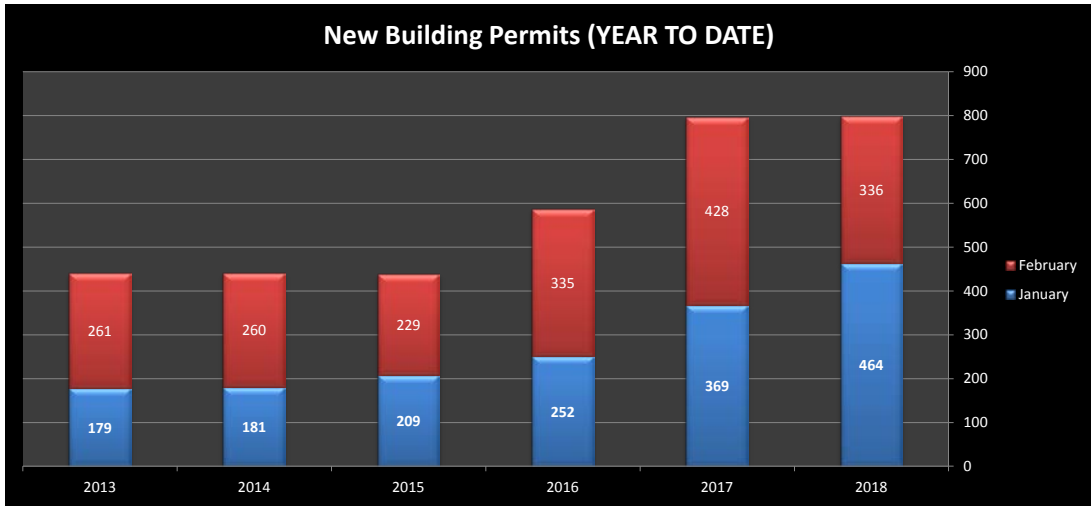
City of Laredo
Building Development Services Department
Monthly Report for February 2018

615	FIRE FUEL PUMP FIRE INSP		0		
616	FIRE ALARM CONN TO SPRINKLER		1		
617	FIRE WORKS DISPLAY OUTDOORS		0		
618	FIRE HOTEL INSP	4	8		
618B	FIRE MOTEL INSP		0		
619	FIRE HOSPITAL OR SIMILAR INSP	1	3		
620	FIRE SPRINKLER HYDRSTATIC TEST	20	30		
621	FIRE LPG TANK INSP		0		
622	FIRE MOBILE REFUEL INSP		0		
623	FIRE MONITORING GAS WELL INSP		0		
624	FIRE ALARM NEW INSTALL INSP	6	11		
625	FIRE NURSING HOME OR SIMILAR I	1	1		
627	FIRE PARADE FLOAT INSP	66	66		
628	FIRE PYROTECHNICS INDOOR		0		
629	FIRE PHYSICAL THERAPY		2		
629B	FIRE REHAB		0		
629C	FIRE CLINIC	1	1		
630	FIRE SPRINKLER MOD INSP	3	5		
631	FIRE SPRAY PAINT BOOTH INSP		0		
632	FIRE STORAGE TANK UNDER GRND		0		
632B	FIRE STORAGE TANK ABOVE GRND		0		
633	FIRE TENT PERMIT INSP	2	3		
634	FIRE USED CLOTHING INSP		0		
635	FIRE LINE UNDERGROUND HYDRO	4	9		
636	FIRE UNDR GRD TANK REMOVAL		0		
637	FIRE WAREHOUSE INSP	4	6		
638	FIRE FOSTER HOME INSPECTIONS	1	9		
639	FIRE HAUNTED HOUSE INSPECTION		0		
660	FIRE AUTOMATIC VENT HOOD SYS	5	17		
661	FIRE VISUAL UNDERGROUND 1	7	20		
662	FIRE VISUAL UNDERGROUND 2		0		
663	FIRE VISUAL SPKL OVERHEAD 1	31	62		
664	FIRE VISUAL SPKL OVERHEAD 2		0		
665	FIRE VISUAL SPKL OVERHEAD 3		0		
666	FIRE VISUAL FIRE ALARM 1	4	12		
667	FIRE VISUAL FIRE ALARM 2		0		
668	FIRE VISUAL FIRE ALARM 3		0		
669	FIRE AMUSEMENT CENTER	8	16		
670	FIRE CAREER DAY/DEMO	2	2		
671	FIRE YELLOW TAG INSPECTION		4		
672	FIRE RED TAG INSPECTION	8	15		
799	IRRIGATION FINAL		0		
899	IRRIGATION ROW FINAL		0	Building Dept	1,647
FISH	FIRE SAFETY HOUSE		0	Fire Dept	669
Totals		2316	4404		

Notes:

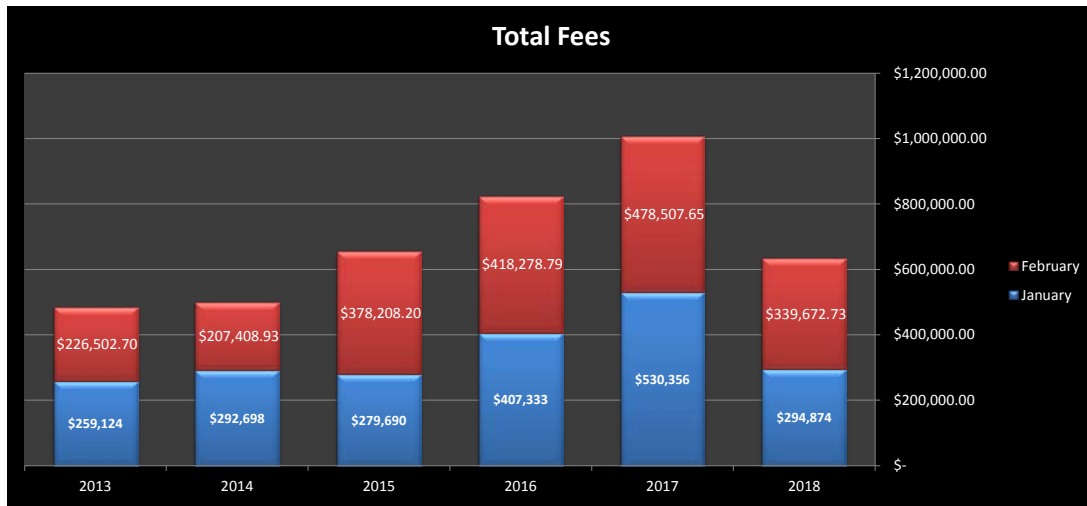
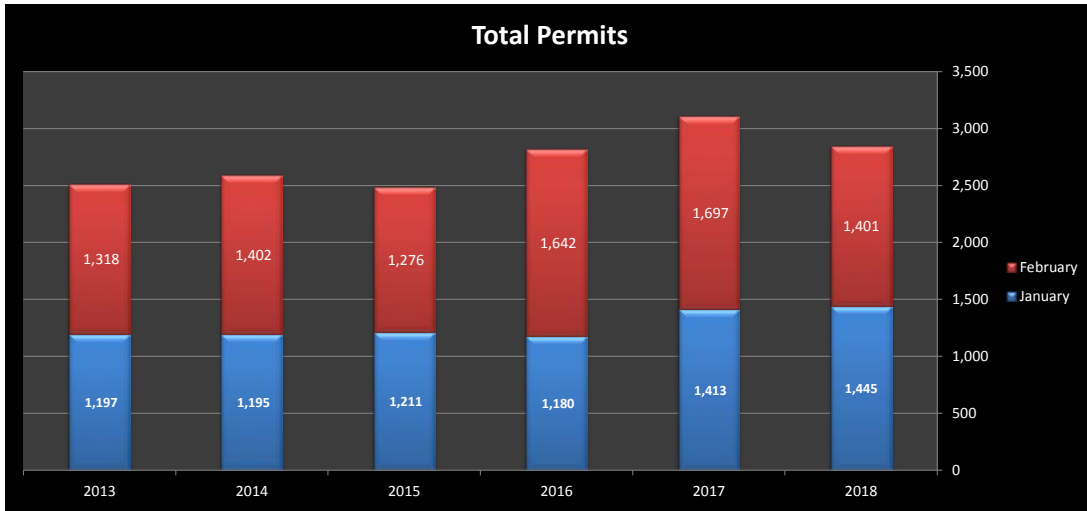
This report is prepared by the Building Development Services Department using monthly building reports. For any questions or comments, please contact Andres Castañeda - 956.794.1625 - acastaneda@ci.laredo.tx.us



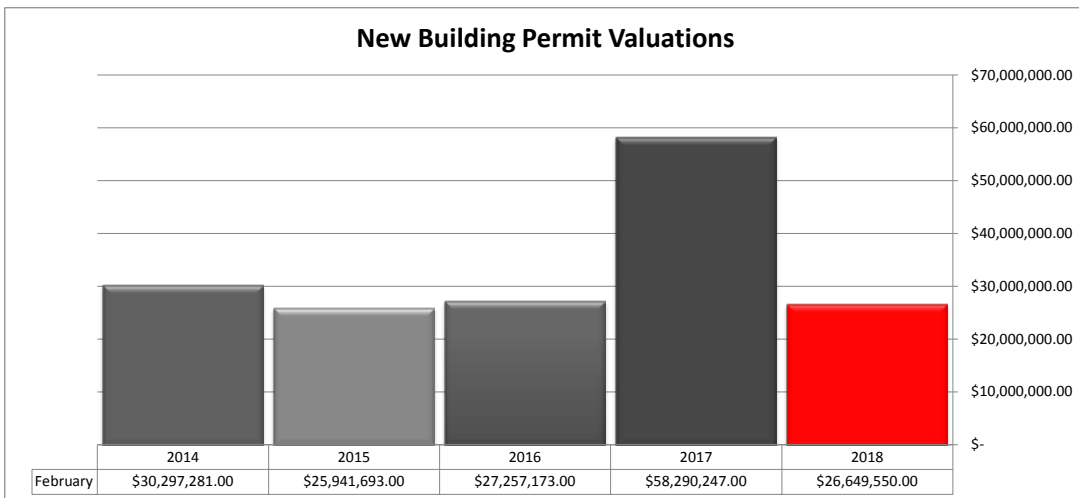
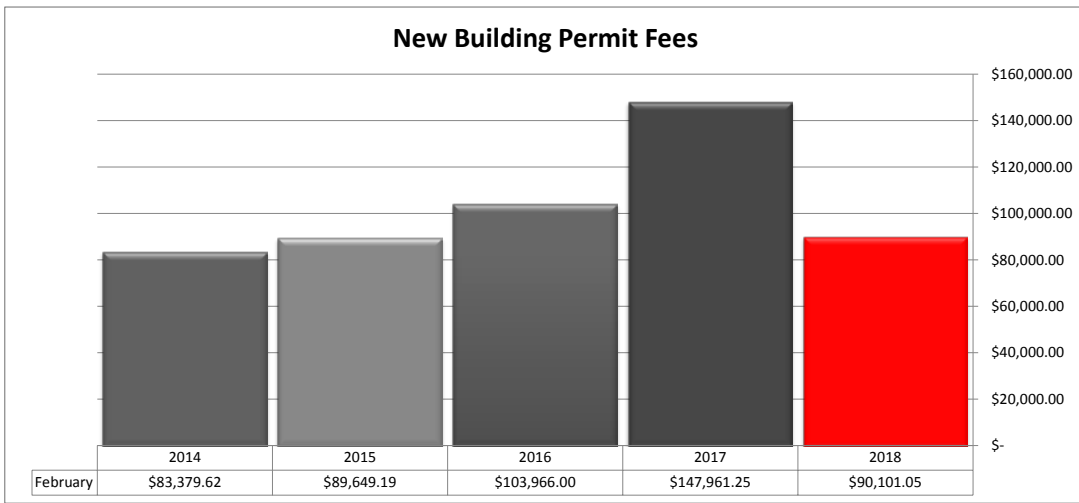
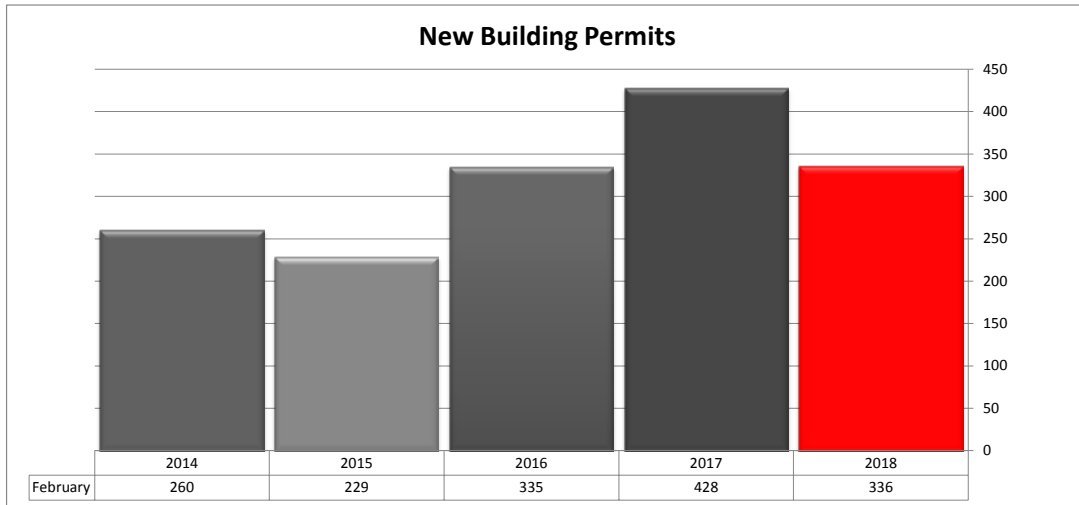


The permits listed here include all permits approved by the Building Development Services Department for NEW CONSTRUCTION. This includes new residential, commercial and addition or remodel construction.

City of Laredo
 Building Development Services Department
 Monthly Report for February 2018

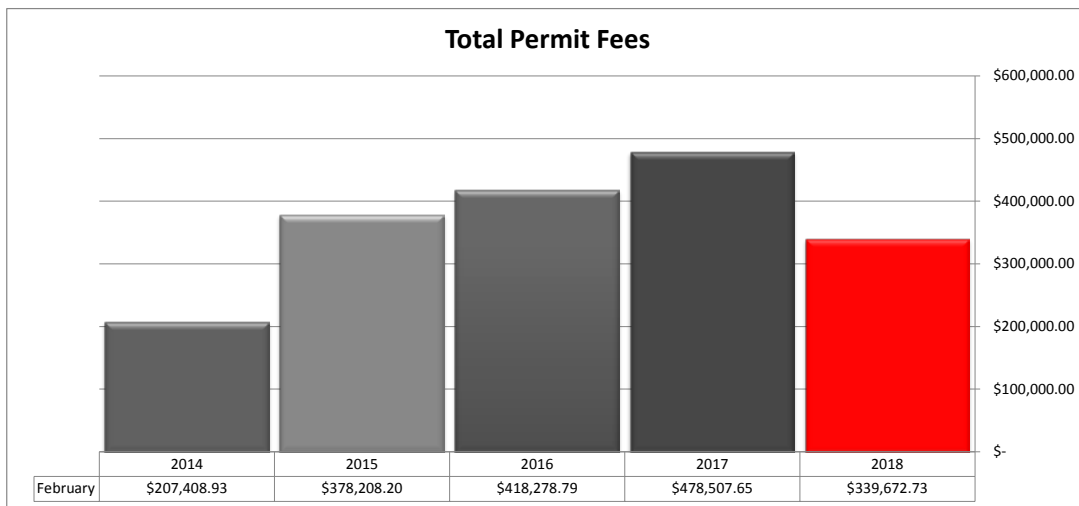
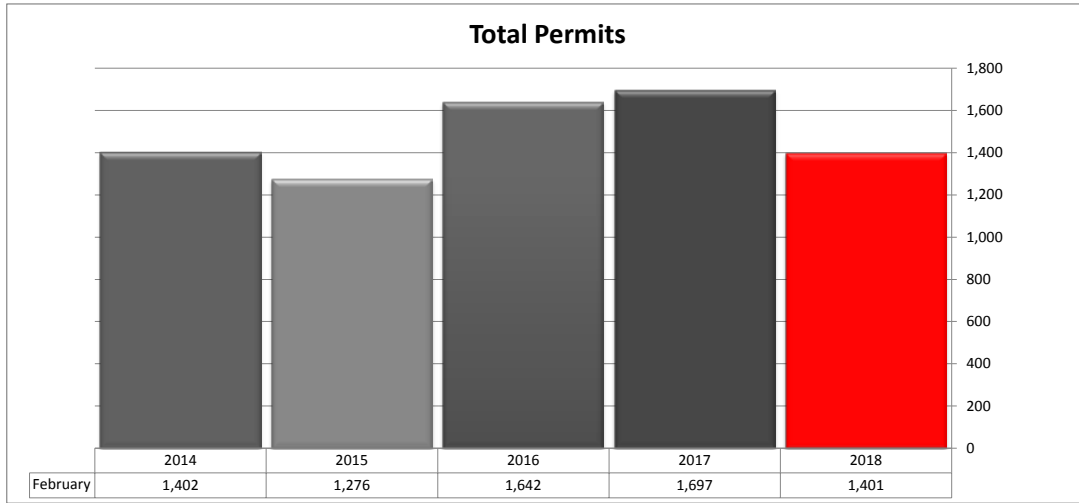


The permits listed here include all permits approved by the Building Development Services Department. Including all electrical, plumbing, mechanical, right of way, and various other types of permits.



The permits listed here include all permits approved by the Building Development Services Department for NEW CONSTRUCTION. This includes new residential, commercial and addition or remodel construction.

City of Laredo
 Building Development Services Department
 Monthly Report for February 2018



The permits listed here include all permits approved by the Building Development Services Department. Including all electrical, plumbing, mechanical, right of way, and various other types of permits.

Building Development Services Inspections

