

City of Laredo
Building Development Services Department
Monthly Report for April 2018

Type	BUILDING PERMITS	Permits	Fee Collected	Valuation	Units	Bldgs
HOUSEKEEPING BUILDING						
101	*Single Family Detached	111	\$ 64,051.50	\$ 13,680,099.00	111	
102	*Single Family Attached					
103	*2 Family Building					
104	*3 and 4 Family Buildings	2	\$ 630.00	\$ 45,000.00		
105	*5 or More Family Buildings	1	\$ 1,773.00	\$ 522,000.00	8	1
107	*Mobile Home Installation	7	\$ 350.00			
106	*Mobile Home REINSTALLATION	6	\$ 300.00			
	Subtotal	127	\$ 67,104.50	\$ 14,247,099.00	119	
NEW RESIDENTIAL NON-HOUSEKEEPING BLDG						
213	*Hotels, Motels & Tourist Cabins					
NEW NON-RESIDENTIAL BUILDING						
318	*Amusement, Social & Recreational					
319	*Church & Other Religious	2	\$ 423.00	\$ 64,500.00		
320	*Industrial/Warehouse	5	\$ 11,436.00	\$ 6,271,120.00		
321	*Prkg/Paving (Bldg & Open Decked)					
322	*Gas Stations & Repair Garages					
323	*Hospitals & Institutional					
324	*Office, Banks & Professional	9	\$ 4,513.50	\$ 754,039.00		
325	*Public Works & Utilities					
326	*Schools & Other Educational	2	\$ 8,939.99	\$ 6,800,000.00		
327	*Stores & Customer Services	6	\$ 7,035.50	\$ 2,331,935.00		
330	*Commercial-Shell Only	2	\$ 1,261.50	\$ 263,420.00		
331	*Restaurant	3	\$ 2,724.00	\$ 667,660.00		
	Subtotal	29	\$ 36,333.49	\$ 17,152,674.00		
ADDITIONS, ALTERNATIONS & CONVERSION						
434	*Residential Porch, Carport, & Additions	81	\$ 7,971.25	\$ 1,023,080.00		
435	*Block Fence, Remodel, Reroof	340	\$ 19,174.50	\$ 2,946,250.00		
437	*Non Residential & Non Housekeeping	2	\$ 88.50	\$ 24,000.00		
438	*Adds of Resid. Storage, & Palapa	29	\$ 2,195.00	\$ 363,210.00		
439	*Swimming Pools Res. & Commercial	13	\$ 1,630.50	\$ 234,500.00		
440	*Remodeling Residential	19	\$ 1,956.50	\$ 234,500.00		
	Subtotal	484	\$ 33,016.25	\$ 4,825,540.00		
BUILDING PERMITS						
	April 2018	640	\$ 136,454.24	\$ 36,225,313.00		
	April 2017	529	\$ 132,422.81	\$ 48,209,884		
	Increase or Decrease	111	\$ 4,031.43	\$ (11,984,571.00)		
	Jan. 1, 2018 to April 30, 2018	1935	\$ 432,079.63	\$ 121,263,546		
	Jan. 1, 2017 to April 30, 2017	1921	\$ 523,639.88	\$ 181,787,533		
	Increase of Decrease	14	\$ (91,560.25)	\$ (60,523,987.00)		

City of Laredo
 Building Development Services Department
 Monthly Report for April 2018

CONCRETE DRIVEWAY & STREET CUTS

500	*Driveway & Sidewalks/Residential	101	\$	5,100.00
501	*Driveway & Sidewalks/Commercial	11	\$	2,300.00
502	*Irrigation Residential ROW	2	\$	100.00
503	*Irrigation Commercial ROW	3	\$	750.00
511B	*Street Cuts & Excavation R.O.W.	9	\$	3,400.00
504	*Wastewater in R.O.W.	16		
505	*Water distribution in R.O.W.	34		
506	*AEP in R.O.W.	6		
507	*AT&T in R.O.W.	4		
508	*Time Warner in R.O.W.			
510	*Reliant Energy / Centerpoint	0		
512	*Utilities in R.O.W.	0		
	Subtotal	186	\$	11,650.00

DEMOLITIONS AND RAZING OF BUILDINGS

645	*Single Family House (Atch/Detach)	44	\$	2,200.00
646	*2 Family Building			
647	*3 & 4 Family Buildings			
648	*5 or More Family Building	1	\$	50.00
649	*All Other Building and Structures	5	\$	250.00
	Subtotal	50	\$	2,500.00

ELECTRICAL PERMITS

700	*Temporary Poles	21	\$	1,241.00
701	*Residential Permits	130	\$	14,687.50
702	*Commercial Permits	78	\$	11,109.50
703	*Reconnection Permits	1	\$	25.00
704	*H-Frame			
705	*Meter Upgrade	1	\$	50.00
	Subtotal	231	\$	27,113.00

PLUMBING PERMITS

800	*Residential Plumbing	158	\$	21,285.00
801	*Commercial Plumbing	51	\$	4,556.00
802	*Natural Gas			
803	*Medical Gas			
804	*Irrigation Residential	31	\$	2,103.00
805	*Irrigation Commercial	5	\$	1,286.00
	Subtotal	245	\$	29,230.00

MECHANICAL PERMITS

900	*Residential Permits	149	\$	16,574.00
901	*Commercial Permits	25	\$	3,520.00
902	*Change Out Permits	17	\$	1,912.00
	Subtotal	191	\$	22,006.00

City of Laredo
 Building Development Services Department
 Monthly Report for April 2018

OTHERS PERMITS					
960	*Amusement Arcades Permits	10	\$	624,750.00	MACHINES 595
	*Parking Lots	3	\$	4,831.88	
328	*Signs	32	\$	2,022.57	
329	*Portable Buildings	2	\$	100.00	
332	*Towers	4	\$	366.00	
980	*Vendors Permits	7	\$	930.00	
	*CO Inspections				
915	*New Business Permits	68	\$	3,450.00	
985	Garage Sale Permits	306	\$	4,590.00	

Subtotal **432** **\$** **641,040.45**

Total Permits and Fees **1,975** **\$** **869,993.69** 109 \$323,852

2017 April Total Permits and Fees 1,866 \$ 546,141.59

Certificates of Occupany	
Amusement (New)	9
Residential	78
MultiFamily	4
Business	44
Replacement*	

*includes: Amusement Renewals, Business Replacement

LARGE PERMITS

<u>Description</u>	<u>Valuation</u>	<u>Permit Type/ Number</u>	<u>Units</u>	<u>Bldgs</u>
PRJ Cold Storage Warehouse	\$3,300,000.00	320 - Industrial/ Warehouse		
ADD 13365 Port Dr		18-2203		
OW		4/24/2018		
PRJ Storage Moderate Hazard	\$2,300,000.00	320 - Industrial/ Warehouse		
ADD 1021 Santo Tomas		18-4030		
OW		4/30/2018		
PRJ 6.5 AC of Caliche w sealor & Fence	\$ 1,352,538.00	321 - Parking/ Paving		
ADD FM 1472		18-4847		
OW		4/13/2018		
PRJ Reroof of Building	\$1,159,191.00	435 - Block Fence, Remodel, Reroof		
ADD 8705 Killam Industrial Blvd		18-4985		
OW		4/17/2018		
PRJ CVS	\$1,100,000.00	327 - Stores & Customer Service		
ADD 709 Guadalupe		17-13258		
OW		4/12/2018		

City of Laredo
 Building Development Services Department
 Monthly Report for April 2018

INSPECTIONS

	April	Year to Date		
100	FOUNDATION	158	#NAME?	
101	FRAMING	157	#NAME?	
102	CERTIFICATE OF OCCUPANCY		#NAME?	
104	BUILDING FINAL	203	#NAME?	
105	FOOTING		#NAME?	
106	INVESTIGATION INSPECTION	18	#NAME?	
107	POOL REINFORCING INSPECTION	5	#NAME?	
108	POOL FENCE		#NAME?	
109	ROOF IN PROGRESS		#NAME?	
110	ROOF FINAL		#NAME?	
111	MH-TIE DOWN		#NAME?	
112	MH- SKIRTING		#NAME?	
113	MH-DECK		#NAME?	
114	INSULATION	109	#NAME?	Building 650
200	T-POLE	30	#NAME?	
201	EL RES. ROUGH-IN	98	#NAME?	
202	EL H-FRAME	71	#NAME?	
203	EL COMM WALL ROUGH-IN	15	#NAME?	
204	EL COMM CEILING ROUGH-IN	7	#NAME?	
205	EL COMM ROUGH-IN	28	#NAME?	
206	EL PROVISIONAL	7	#NAME?	
207	EL FINAL	193	#NAME?	
208	EL RECONNECT	4	#NAME?	Electrical 453
300	PL COVER	139	#NAME?	
301	PL COPPER	8	#NAME?	
302	PL ROUGH-IN	106	#NAME?	
303	PL CSI & FINAL	108	#NAME?	
304	PL CSI		#NAME?	
305	PL GAS ROUGH IN	37	#NAME?	
306	PL GAS FINAL	40	#NAME?	Plumbing 438
400	ML ROUGH -IN	124	#NAME?	
401	ML FINAL	126	#NAME?	Mechanical 250
500	SC DRIVEWAY & SIDEWALK	106	#NAME?	
501	SC STREET CUT	2	#NAME?	ROW 108
550	PZ FLOOD ELEVATION		#NAME?	
551	PZ-PLATTING		#NAME?	
600	FIRE INSPECTION	407	#NAME?	
601	FIRE RE-INSPECTION 2ND VISIT		#NAME?	
602	FIRE AFTER HR INSPECTION		#NAME?	
603	FIRE AIRPORT INSP		#NAME?	
604	FIRE ALARM PANEL REPLACEMENT	1	#NAME?	
605	FIRE CONTROL BURNING INSP		#NAME?	
606	FIRE BEER & WINE INSP		#NAME?	
607	FIRE CHURCH INSPECTION		#NAME?	
608	FIRE DAYCARE OR SIMILAR INSP		#NAME?	
609	FIRE DETENTION	1	#NAME?	
609B	FIRE CORRECTIONAL		#NAME?	
610	FIRE EXPLOSIVE TRANSPORT	9	#NAME?	
610B	FIRE RADIATION TRANSPORT		#NAME?	
611	FIRE FOOD BOOTH INSP		#NAME?	
612	FIRE DRILLS COMMERCIAL INSP		#NAME?	

City of Laredo
Building Development Services Department
Monthly Report for April 2018

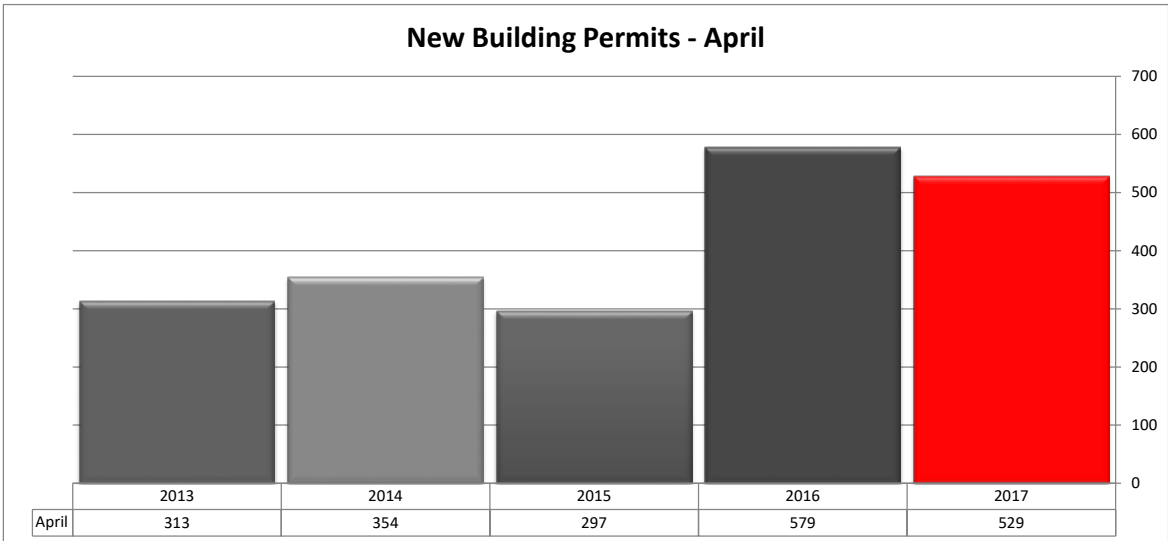
613	FIRE FUEL LN PRESSURE TEST INS		#NAME?		
614	FIRE ALARM MODIFICATION INSP	1	#NAME?		
615	FIRE FUEL PUMP FIRE INSP		#NAME?		
616	FIRE ALARM CONN TO SPRINKLER		#NAME?		
617	FIRE WORKS DISPLAY OUTDOORS		#NAME?		
618	FIRE HOTEL INSP	1	#NAME?		
618B	FIRE MOTEL INSP		#NAME?		
619	FIRE HOSPITAL OR SIMILAR INSP		#NAME?		
620	FIRE SPRINKLER HYDRSTATIC TEST	17	#NAME?		
621	FIRE LPG TANK INSP		#NAME?		
622	FIRE MOBILE REFUEL INSP		#NAME?		
623	FIRE MONITORING GAS WELL INSP		#NAME?		
624	FIRE ALARM NEW INSTALL INSP	11	#NAME?		
625	FIRE NURSING HOME OR SIMILAR I	2	#NAME?		
627	FIRE PARADE FLOAT INSP		#NAME?		
628	FIRE PYROTECHNICS INDOOR	2	#NAME?		
629	FIRE PHYSICAL THERAPY	3	#NAME?		
629B	FIRE REHAB	1	#NAME?		
629C	FIRE CLINIC	1	#NAME?		
630	FIRE SPRINKLER MOD INSP	1	#NAME?		
631	FIRE SPRAY PAINT BOOTH INSP		#NAME?		
632	FIRE STORAGE TANK UNDER GRND		#NAME?		
632B	FIRE STORAGE TANK ABOVE GRND		#NAME?		
633	FIRE TENT PERMIT INSP	1	#NAME?		
634	FIRE USED CLOTHING INSP		#NAME?		
635	FIRE LINE UNDERGROUND HYDRO	4	#NAME?		
636	FIRE UNDR GRD TANK REMOVAL		#NAME?		
637	FIRE WAREHOUSE INSP		#NAME?		
638	FIRE FOSTER HOME INSPECTIONS	3	#NAME?		
639	FIRE HAUNTED HOUSE INSPECTION		#NAME?		
660	FIRE AUTOMATIC VENT HOOD SYS	7	#NAME?		
661	FIRE VISUAL UNDERGROUND 1	14	#NAME?		
662	FIRE VISUAL UNDERGROUND 2		#NAME?		
663	FIRE VISUAL SPKL OVERHEAD 1	23	#NAME?		
664	FIRE VISUAL SPKL OVERHEAD 2		#NAME?		
665	FIRE VISUAL SPKL OVERHEAD 3		#NAME?		
666	FIRE VISUAL FIRE ALARM 1	7	#NAME?		
667	FIRE VISUAL FIRE ALARM 2		#NAME?		
668	FIRE VISUAL FIRE ALARM 3		#NAME?		
669	FIRE AMUSEMENT CENTER	17	#NAME?		
670	FIRE CAREER DAY/DEMO	6	#NAME?		
671	FIRE YELLOW TAG INSPECTION	3	#NAME?		
672	FIRE RED TAG INSPECTION	3	#NAME?		
799	IRRIGATION FINAL		#NAME?		
899	IRRIGATION ROW FINAL		#NAME?	Building Dept	1,899
FISH	FIRE SAFETY HOUSE		#NAME?	Fire Dept	546
Totals		2445	#NAME?		

Notes:

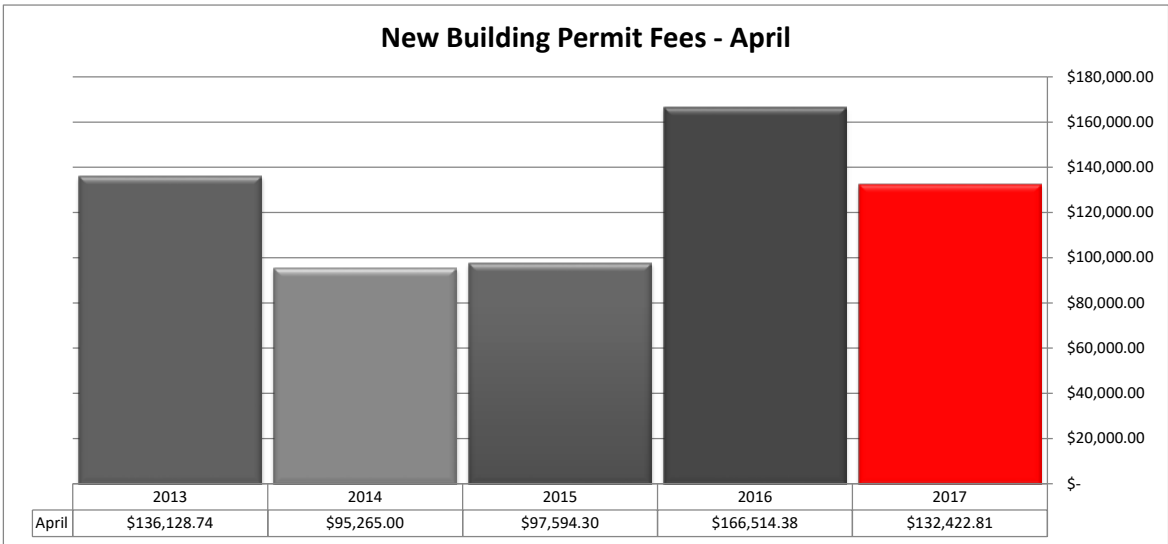
This report is prepared by the Building Development Services Department using monthly building reports.
For any questions or comments, please contact Andres Castañeda - 956.794.1625 -
acastaneda@ci.laredo.tx.us



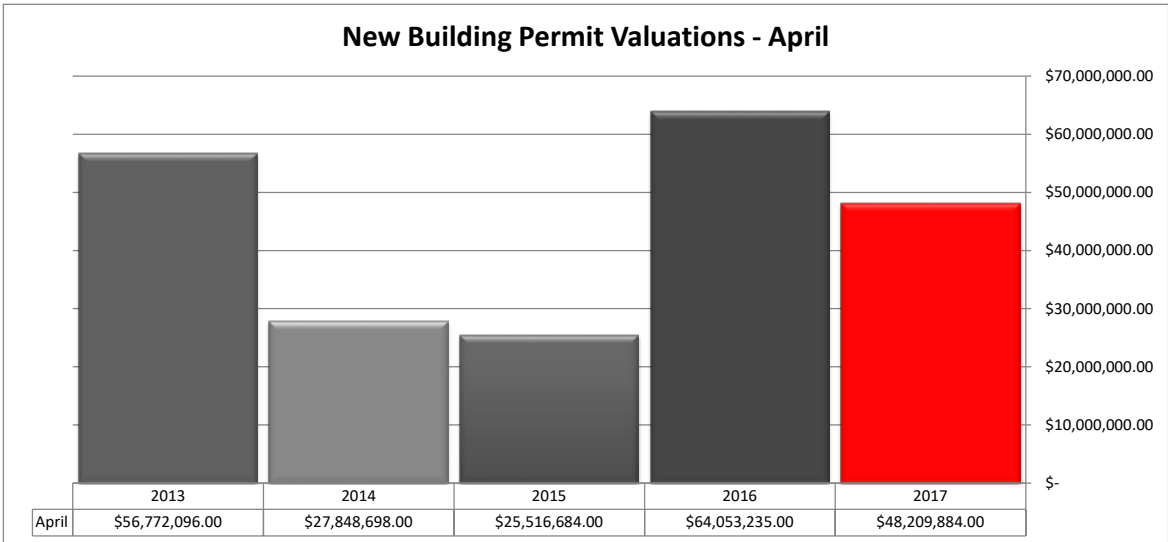
New Building Permits - April

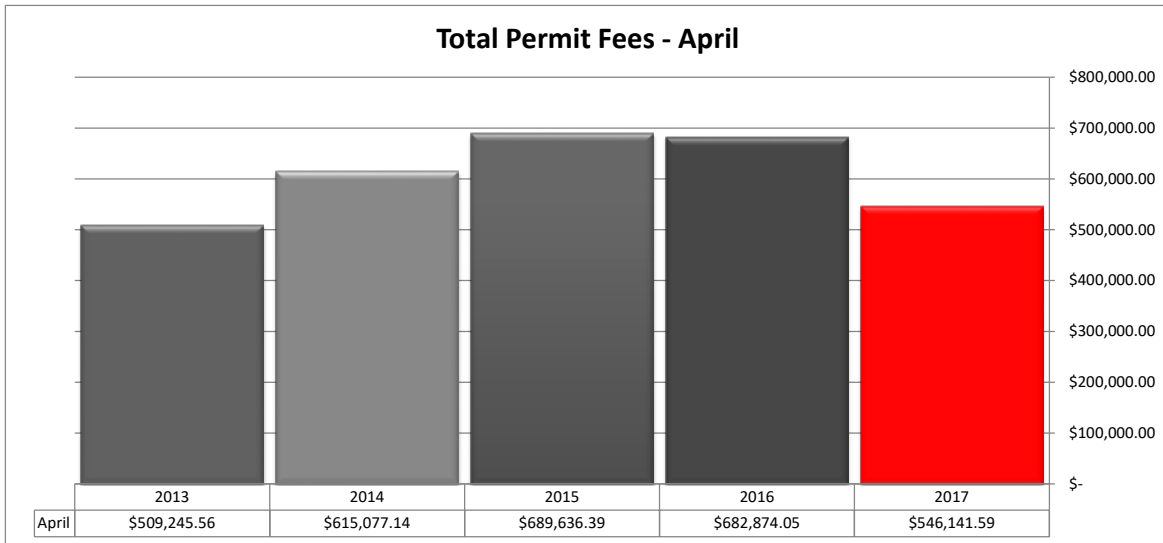
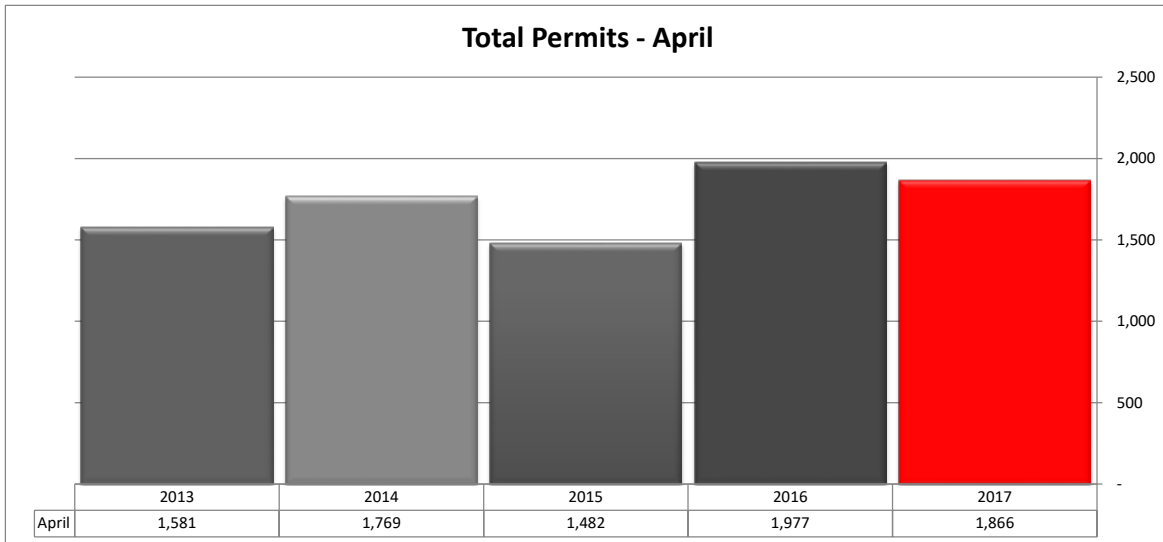


New Building Permit Fees - April

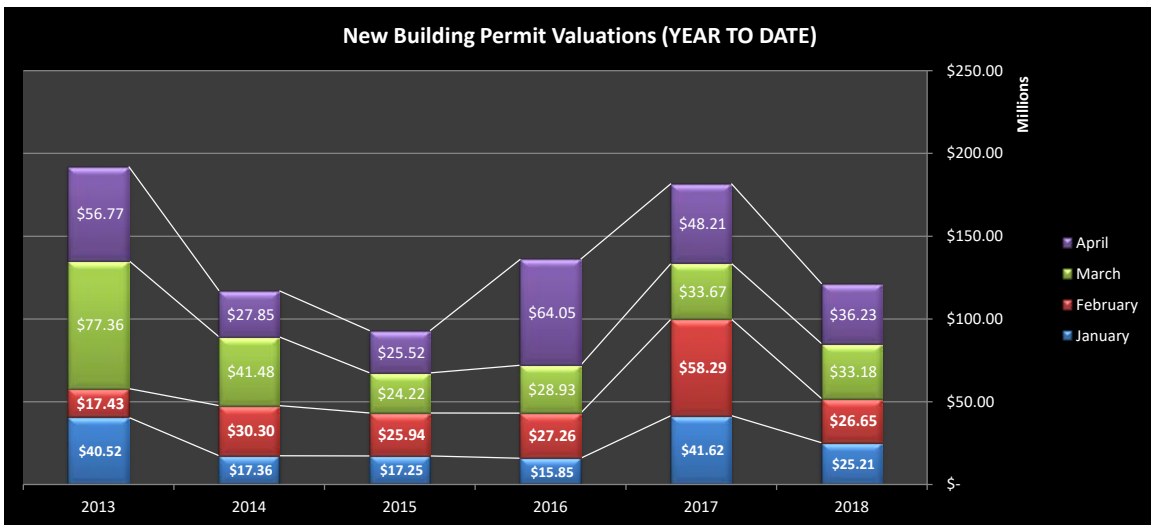
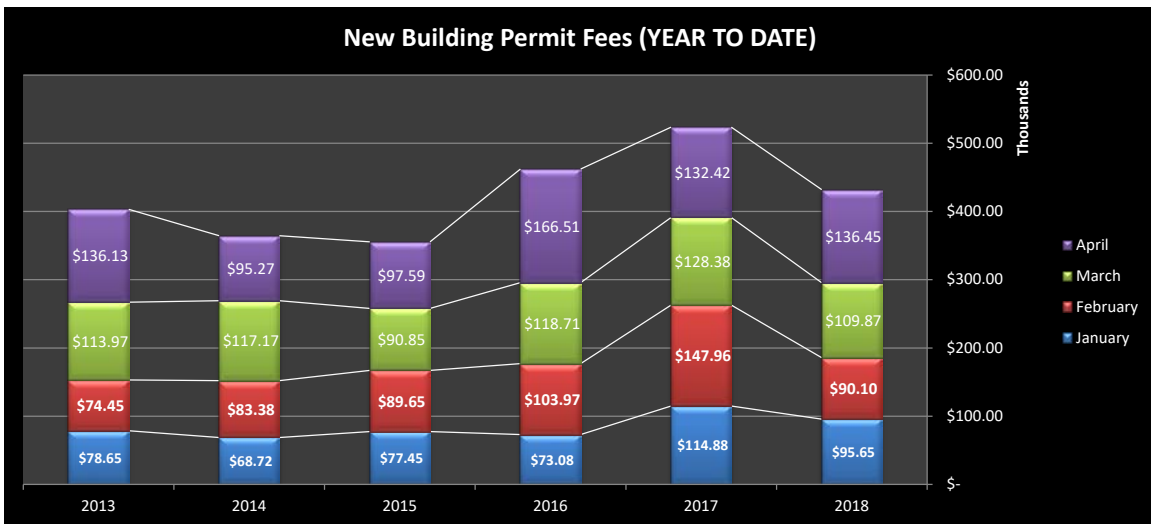
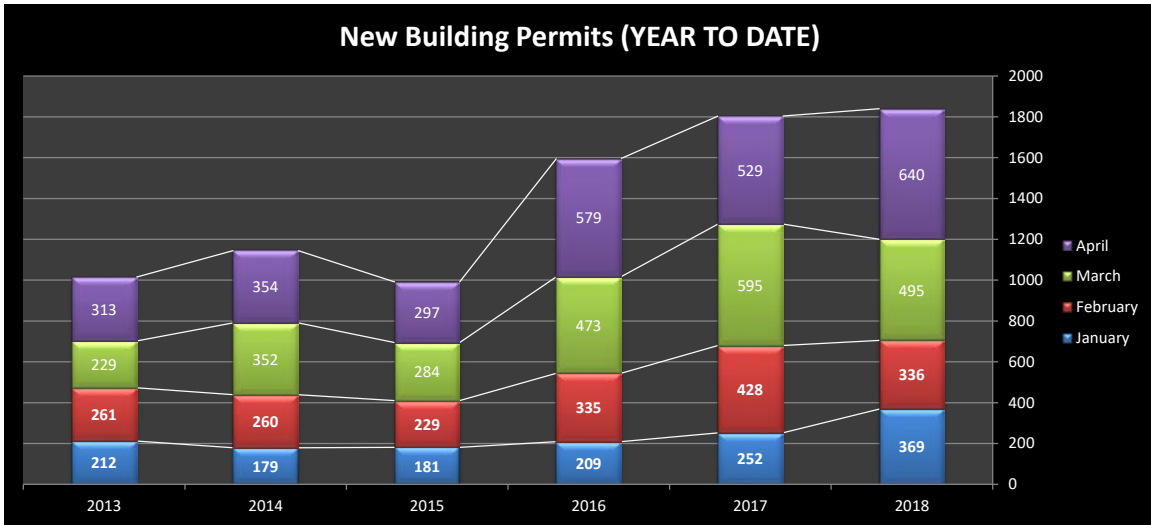


New Building Permit Valuations - April

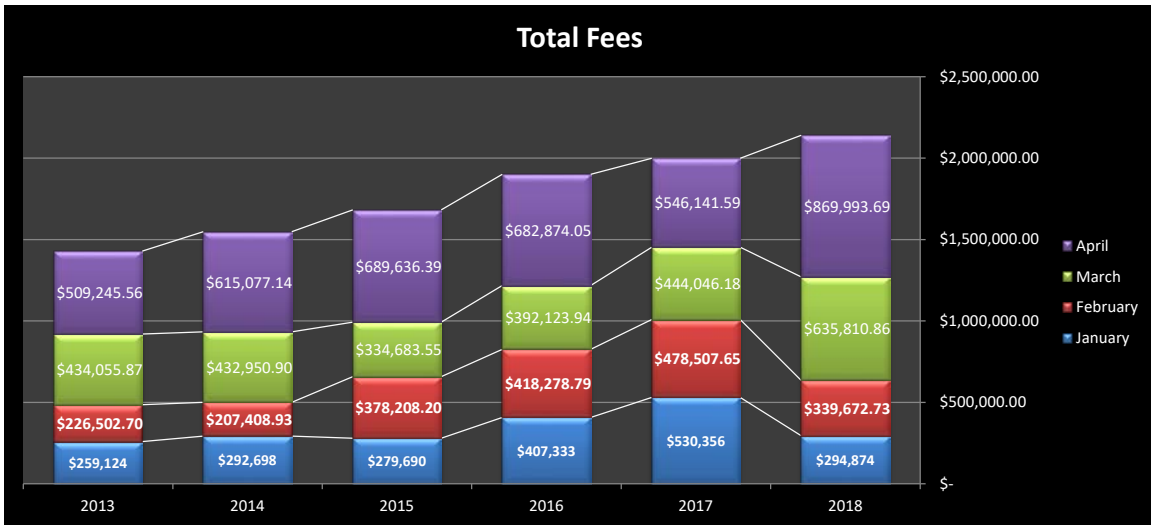
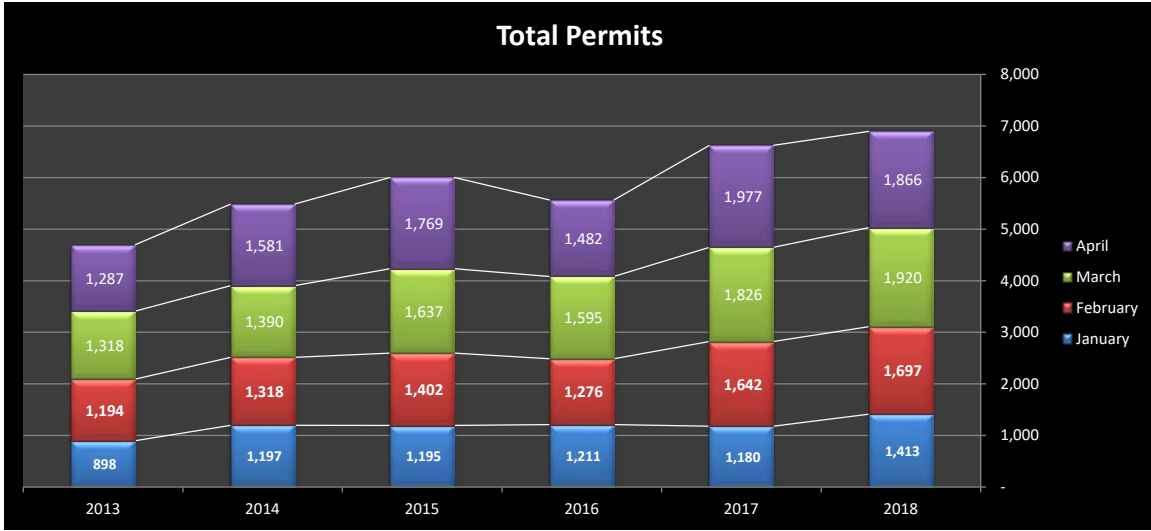




The permits listed here include all permits approved by the Building Development Services Department. Including all electrical, plumbing, mechanical, right of way, and various other types of permits.



City of Laredo
 Building Development Services Department
 Monthly Report for April 2018



The permits listed here include all permits approved by the Building Development Services Department. Including all electrical, plumbing, mechanical, right of way, and various other types of permits.

Building Development Services Inspections

