

City of Laredo
Building Development Services Department
Monthly Report for May 2018

Type	BUILDING PERMITS	Permits	Fee Collected	Valuation	Units	Bldgs
HOUSEKEEPING BUILDING						
101	*Single Family Detached	85	\$ 55,906.59	\$ 11,877,294.00	85	
102	*Single Family Attached	1	\$ 355.50	\$ 59,000.00	1	
103	*2 Family Building					
104	*3 and 4 Family Buildings	1	\$ 891.00	\$ 217,000.00	4	
105	*5 or More Family Buildings					
107	*Mobile Home Installation	6	\$ 300.00		6	
106	*Mobile Home REINSTALLATION	10	\$ 500.00			
	Subtotal	103	\$ 57,953.09	\$ 12,153,294.00	96	
NEW RESIDENTIAL NON-HOUSEKEEPING BLDG						
213	*Hotels, Motels & Tourist Cabins					
NEW NON-RESIDENTIAL BUILDING						
318	*Amusement, Social & Recreational					
319	*Church & Other Religious					
320	*Industrial/Warehouse	2	\$ 1,042.50	\$ 200,000.00		
321	*Prkg/Paving (Bldg & Open Decked)					
322	*Gas Stations & Repair Garages					
323	*Hospitals & Institutional					
324	*Office, Banks & Professional	6	\$ 10,791.00	\$ 7,121,790.00		
325	*Public Works & Utilities					
326	*Schools & Other Educational					
327	*Stores & Customer Services	7	\$ 4,759.08	\$ 1,143,008.00		
330	*Commercial-Shell Only					
331	*Restaurant	1	\$ 58.50	\$ 7,000.00		
	Subtotal	16	\$ 16,651.08	\$ 8,471,798.00		
ADDITIONS, ALTERNATIONS & CONVERSION						
434	*Residential Porch, Carport, & Additions	53	\$ 6,450.00	\$ 835,067.00		
435	*Block Fence, Remodel, Reroof	325	\$ 17,495.52	\$ 1,870,744.00		
437	*Non Residential & Non Housekeeping	3	\$ 1,408.50	\$ 272,710.00		
438	*Adds of Resid. Storage, & Palapa	17	\$ 1,120.50	\$ 125,373.00		
439	*Swimming Pools Res. & Commercial	7	\$ 79.50	\$ 111,500.00		
440	*Remodeling Residential	16	\$ 2,867.00	\$ 821,665.00		
	Subtotal	421	\$ 29,421.02	\$ 4,037,059.00		
BUILDING PERMITS						
	May 2018	540	\$ 104,025.19	\$ 24,662,151		
	May 2017	522	\$ 108,216.25	\$ 24,321,644		
	Increase or Decrease	18	\$ (4,191.06)	\$ 340,507		
	Jan. 1, 2018 to May 31, 2018	2,475	\$ 536,104.82	\$ 145,925,697		
	Jan. 1, 2017 to May 31, 2017	2,443	\$ 631,856.13	\$ 206,109,177		
	Increase of Decrease	32	\$ (95,751.31)	\$ (60,183,480)		

CONCRETE DRIVEWAY & STREET CUTS

500	*Driveway & Sidewalks/Residential	124	\$	6,300.00
501	*Driveway & Sidewalks/Commercial	9	\$	2,050.00
502	*Irrigation Residential ROW	2	\$	100.00
503	*Irrigation Commercial ROW	2	\$	500.00
511	*Street Cuts & Excavation R.O.W.	12	\$	5,700.00
504	*Wastewater in R.O.W.			
505	*Water distribution in R.O.W.	51		
506	*AEP in R.O.W.	32		
507	*AT&T in R.O.W.	14		
508	*Time Warner in R.O.W.	1		
510	*Reliant Energy / Centerpoint			
512	*Utilities in R.O.W.	3	\$	1,350.00
	Subtotal	250	\$	16,000.00

DEMOLITIONS AND RAZING OF BUILDINGS

645	*Single Family House (Atch/Detach)	15	\$	750.00
646	*2 Family Building			
647	*3 & 4 Family Buildings			
648	*5 or More Family Building			
649	*All Other Building and Structures	6	\$	300.00
	Subtotal	21	\$	1,050.00

ELECTRICAL PERMITS

700	*Temporary Poles	24	\$	1,346.00
701	*Residential Permits	182	\$	19,743.50
702	*Commercial Permits	48	\$	7,571.50
703	*Reconnection Permits	4	\$	100.00
704	*H-Frame			
705	*Meter Upgrade	3	\$	157.00
	Subtotal	261	\$	28,918.00

PLUMBING PERMITS

800	*Residential Plumbing	176	\$	21,310.00
801	*Commercial Plumbing	43	\$	4,127.00
802	*Natural Gas			
803	*Medical Gas			
804	*Irrigation Residential	18	\$	1,156.00
805	*Irrigation Commercial	2	\$	200.00
	Subtotal	239	\$	26,793.00

MECHANICAL PERMITS

900	*Residential Permits	85	\$	9,298.00
901	*Commercial Permits	41	\$	26,824.00
902	*Change Out Permits	13	\$	1,624.00
	Subtotal	139	\$	37,746.00

City of Laredo
 Building Development Services Department
 Monthly Report for May 2018

OTHERS PERMITS

960	*Amusement Arcades Permits	8	\$	501,900.00	MACHINES	478
	*Parking Lots	1	\$	1,801.50		
328	*Signs	47	\$	4,511.37		
329	*Portable Buildings	1	\$	50.00		
332	*Towers	6	\$	987.00		
980	*Vendors Permits					
	*CO Inspections					
915	*New Business Permits	68	\$	3,400.00		
985	Garage Sale Permits	309	\$	4,635.00		
Subtotal		440	\$	517,284.87		
Total Permits and Fees		1,890	\$	731,817.06	-48	\$216,107.62
	2017 May Total Permits and Fees	1,938	\$	515,709.44		

Certificates of Occupancy

- Amusement (New)
 - Residential
 - MultiFamily
 - Business
 - Replacement*
- *includes: Amusement Renewals, Business Replacement

LARGE PERMITS

Description	Valuation	Permit Type/ Number	Units
PRJ Hospital	\$ 6,100,000.00	324 - Office, Banks Professional	
ADD 7105 N Bartlett Ave		18-2208	
OW		05/09/2018	
PRJ	\$ 625,000.00	324 - Office, Banks Professional	
ADD 6557 Metro Ct		18-5652	
OW		5/11/2018	
PRJ Family Dollar	\$ 600,000.00	327 Stores & Retail	
ADD 5611 State Highway 359		17-4464	
OW		05/02/2018	
PRJ Extension of Parking Lot	\$ 540,825.00	321 - Parking/ Paving	
ADD 13605 Evolution Loop		18-3097	
OW		05/09/2018	
PRJ			
ADD			
OW			

City of Laredo
 Building Development Services Department
 Monthly Report for May 2018

		INSPECTIONS			
		May	Year to Date		
100	FOUNDATION	188	753		
101	FRAMING	204	753		
102	CERTIFICATE OF OCCUPANCY		0		
104	BUILDING FINAL	190	913		
105	FOOTING		2		
106	INVESTIGATION INSPECTION	11	71		
107	POOL REINFORCING INSPECTION	7	29		
108	POOL FENCE		0		
109	ROOF IN PROGRESS		0		
110	ROOF FINAL		0		
111	MH-TIE DOWN		0		
112	MH- SKIRTING		2		
113	MH-DECK		0		
114	INSULATION	140	521	Building	740
200	T-POLE	22	99		
201	EL RES. ROUGH-IN	128	485		
202	EL H-FRAME	120	415		
203	EL COMM WALL ROUGH-IN	11	63		
204	EL COMM CEILING ROUGH-IN	10	44		
205	EL COMM ROUGH-IN	27	99		
206	EL PROVISIONAL	12	52		
207	EL FINAL	186	897		
208	EL RECONNECT	5	32	Electrical	521
300	PL COVER	137	561		
301	PL COPPER	6	25		
302	PL ROUGH-IN	140	546		
303	PL CSI & FINAL	119	543		
304	PL CSI		0		
305	PL GAS ROUGH IN	44	185		
306	PL GAS FINAL	34	185	Plumbing	480
400	ML ROUGH -IN	168	645		
401	ML FINAL	123	632	Mechanical	291
500	SC DRIVEWAY & SIDEWALK	131	531		
501	SC STREET CUT	1	7	ROW	132
550	PZ FLOOD ELEVATION		0		
551	PZ-PLATTING		0		
600	FIRE INSPECTION	507	2145		
601	FIRE RE-INSPECTION 2ND VISIT		0		
602	FIRE AFTER HR INSPECTION		0		
603	FIRE AIRPORT INSP		0		
604	FIRE ALARM PANEL REPLACEMENT		2		
605	FIRE CONTROL BURNING INSP	2	3		
606	FIRE BEER & WINE INSP	3	9		
607	FIRE CHURCH INSPECTION		0		
608	FIRE DAYCARE OR SIMILAR INSP	5	37		
609	FIRE DETENTION		1		
609B	FIRE CORRECTIONAL		1		
610	FIRE EXPLOSIVE TRANSPORT	8	33		
610B	FIRE RADIATION TRANSPORT		0		
611	FIRE FOOD BOOTH INSP		47		
612	FIRE DRILLS COMMERCIAL INSP		0		
613	FIRE FUEL LN PRESSURE TEST INS		0		

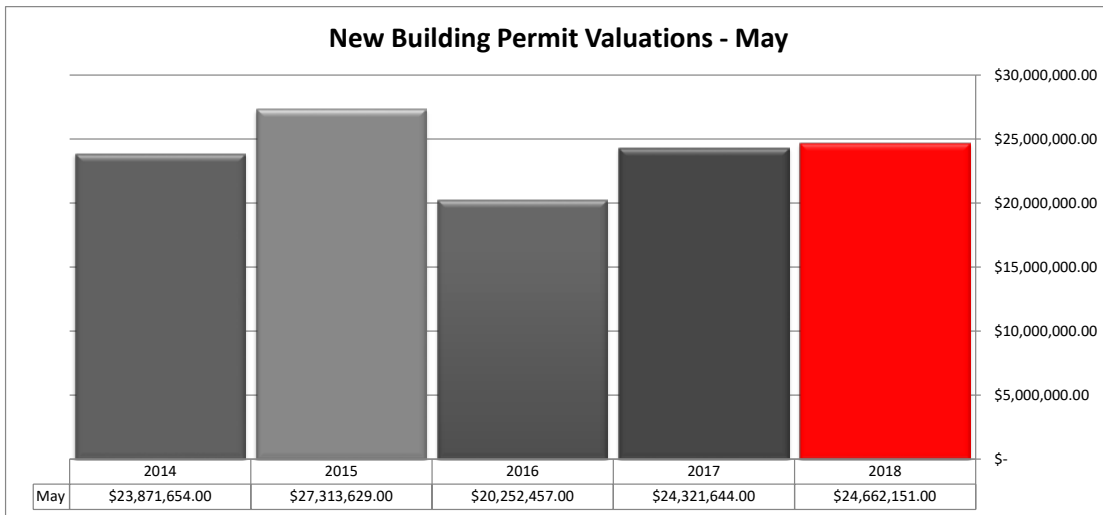
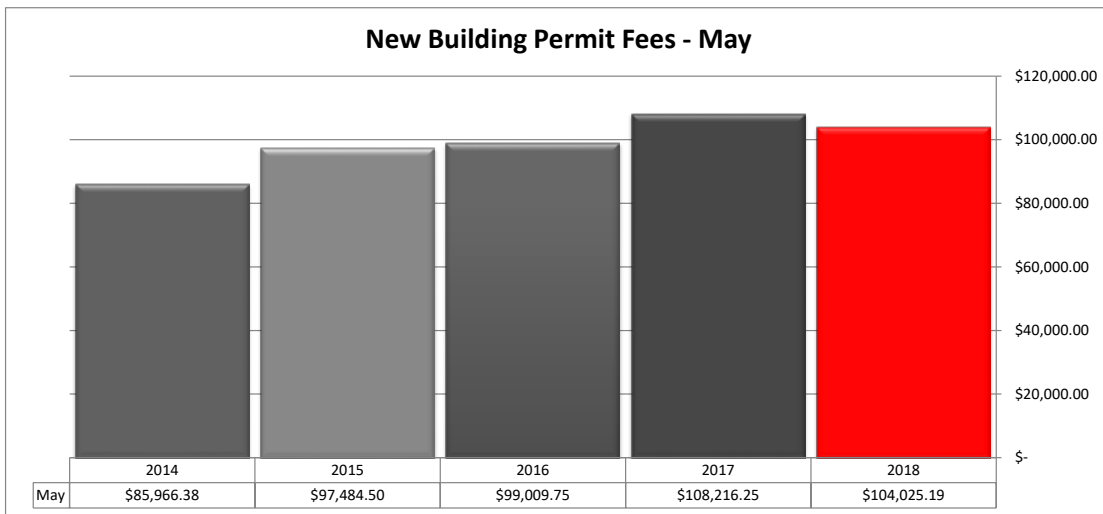
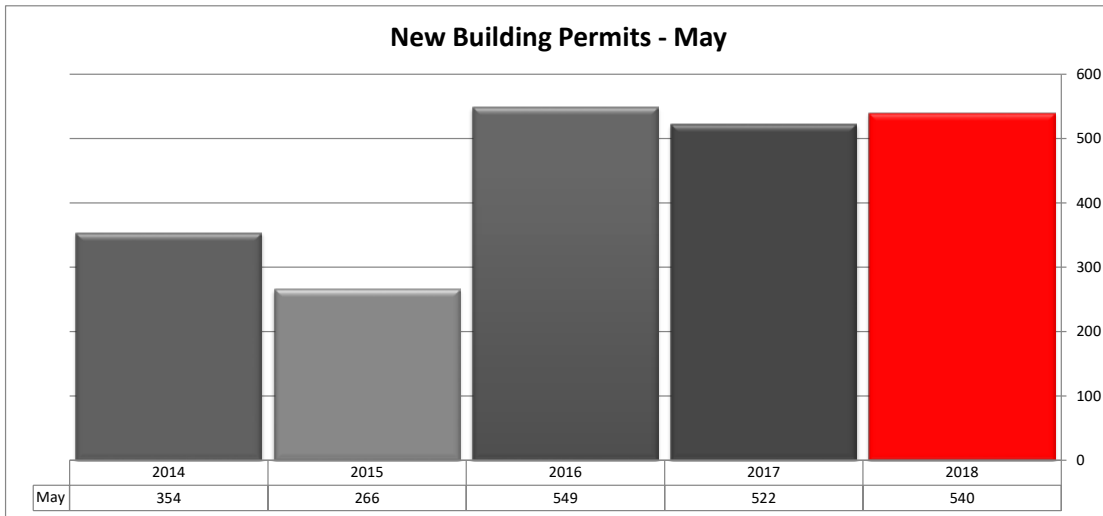
City of Laredo
Building Development Services Department
Monthly Report for May 2018

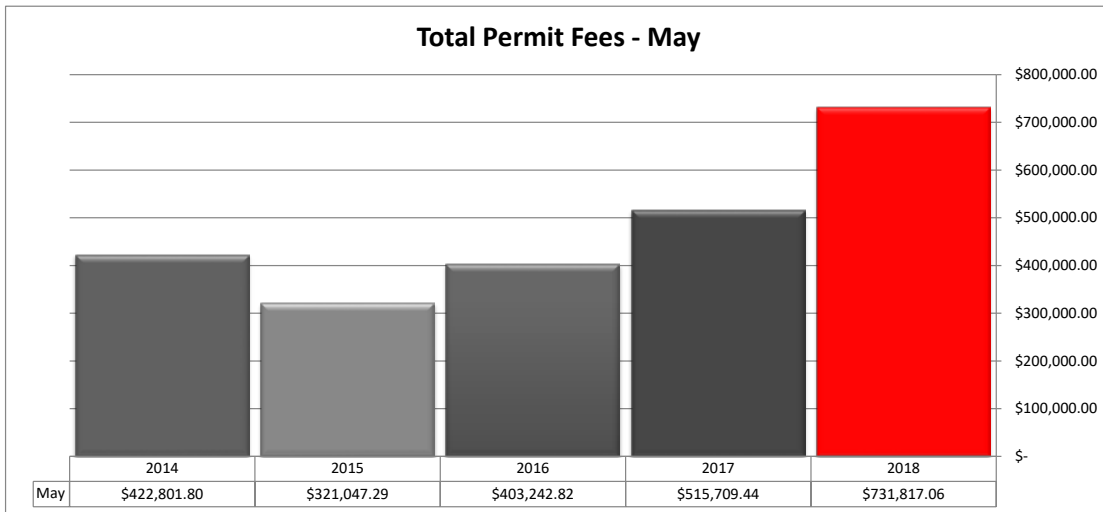
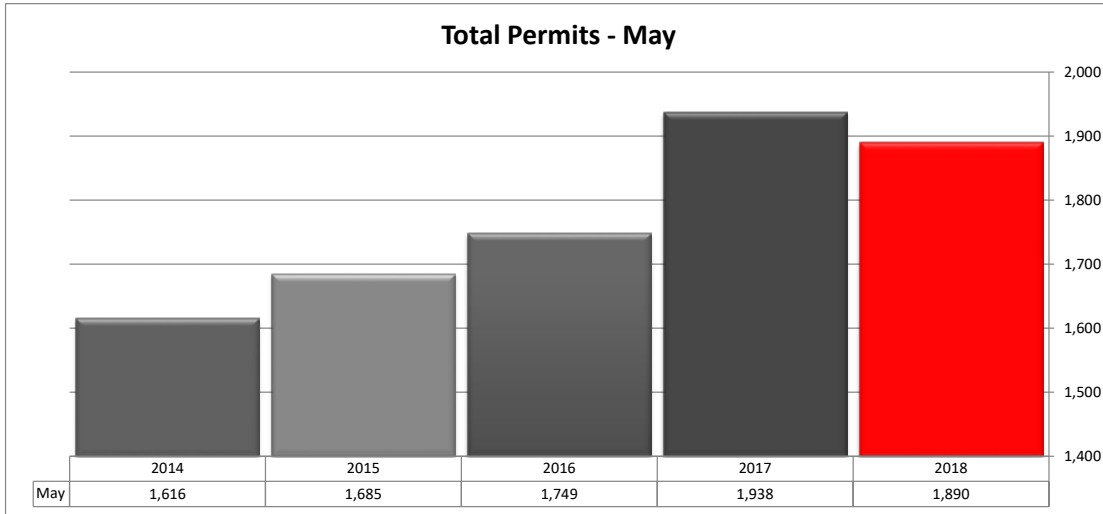
614	FIRE ALARM MODIFICATION INSP	2	5	
615	FIRE FUEL PUMP FIRE INSP		0	
616	FIRE ALARM CONN TO SPRINKLER	3	4	
617	FIRE WORKS DISPLAY OUTDOORS	1	2	
618	FIRE HOTEL INSP	2	14	
618B	FIRE MOTEL INSP		0	
619	FIRE HOSPITAL OR SIMILAR INSP	2	6	
620	FIRE SPRINKLER HYDRSTATIC TEST	10	73	
621	FIRE LPG TANK INSP		0	
622	FIRE MOBILE REFUEL INSP		0	
623	FIRE MONITORING GAS WELL INSP		0	
624	FIRE ALARM NEW INSTALL INSP	13	42	
625	FIRE NURSING HOME OR SIMILAR I	2	5	
627	FIRE PARADE FLOAT INSP		66	
628	FIRE PYROTECHNICS INDOOR		2	
629	FIRE PHYSICAL THERAPY		6	
629B	FIRE REHAB		2	
629C	FIRE CLINIC	2	9	
630	FIRE SPRINKLER MOD INSP		6	
631	FIRE SPRAY PAINT BOOTH INSP		0	
632	FIRE STORAGE TANK UNDER GRND		0	
632B	FIRE STORAGE TANK ABOVE GRND		0	
633	FIRE TENT PERMIT INSP	2	8	
634	FIRE USED CLOTHING INSP		0	
635	FIRE LINE UNDERGROUND HYDRO	8	30	
636	FIRE UNDR GRD TANK REMOVAL		2	
637	FIRE WAREHOUSE INSP		8	
638	FIRE FOSTER HOME INSPECTIONS	4	19	
639	FIRE HAUNTED HOUSE INSPECTION		0	
660	FIRE AUTOMATIC VENT HOOD SYS	3	34	
661	FIRE VISUAL UNDERGROUND 1	11	58	
662	FIRE VISUAL UNDERGROUND 2		0	
663	FIRE VISUAL SPKL OVERHEAD 1	28	137	
664	FIRE VISUAL SPKL OVERHEAD 2		0	
665	FIRE VISUAL SPKL OVERHEAD 3		0	
666	FIRE VISUAL FIRE ALARM 1	3	29	
667	FIRE VISUAL FIRE ALARM 2		0	
668	FIRE VISUAL FIRE ALARM 3		0	
669	FIRE AMUSEMENT CENTER	11	55	
670	FIRE CAREER DAY/DEMO	1	11	
671	FIRE YELLOW TAG INSPECTION	2	9	
672	FIRE RED TAG INSPECTION	7	32	
799	IRRIGATION FINAL		1	
899	IRRIGATION ROW FINAL		0	Building Dept
FISH	FIRE SAFETY HOUSE		0	Fire Dept
Totals		2806	12043	2,164
				642

Notes:

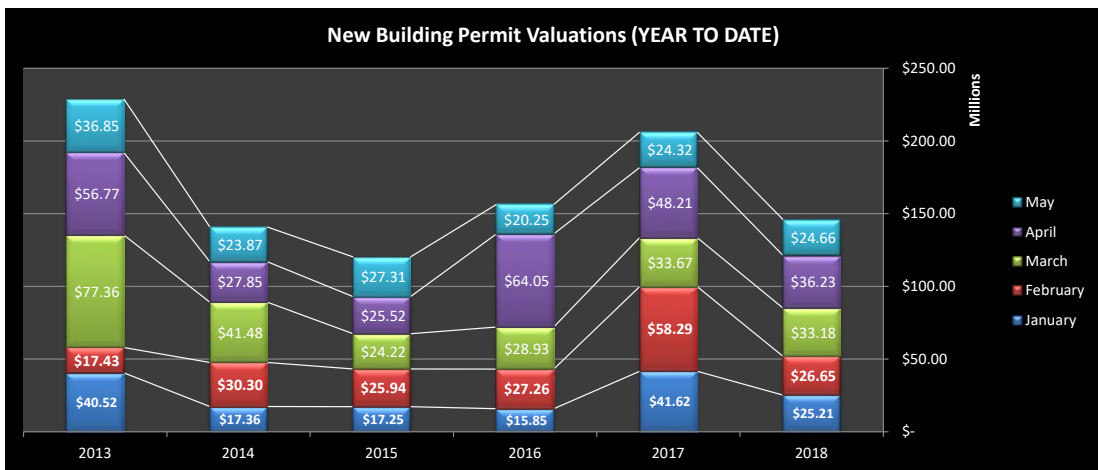
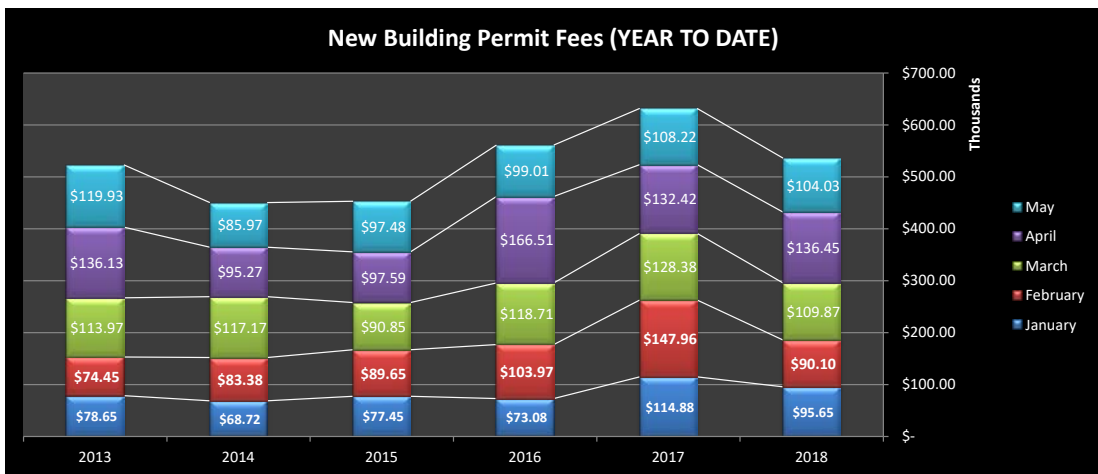
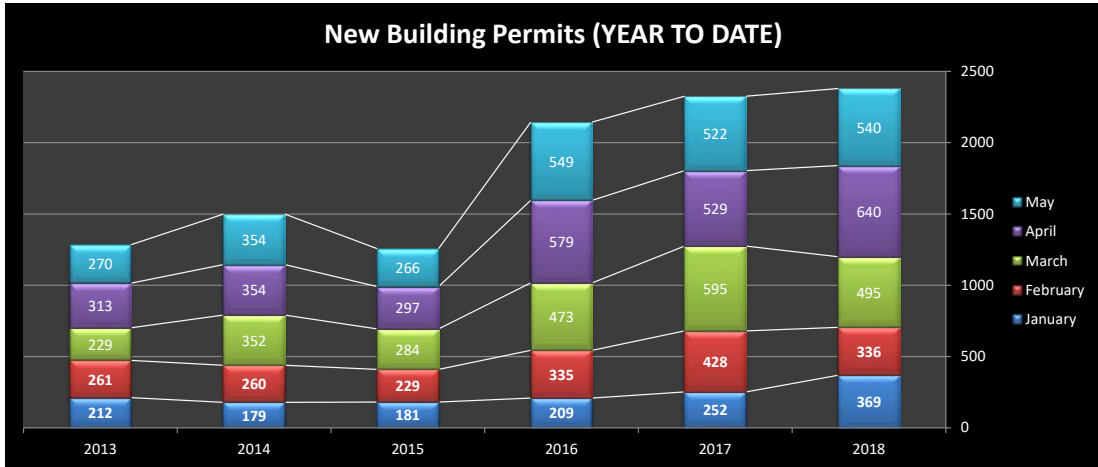
This report is prepared by the Building Development Services Department using monthly building reports. For any questions or comments, please contact Andres Castañeda - 956.794.1625 - acastaneda@ci.laredo.tx.us



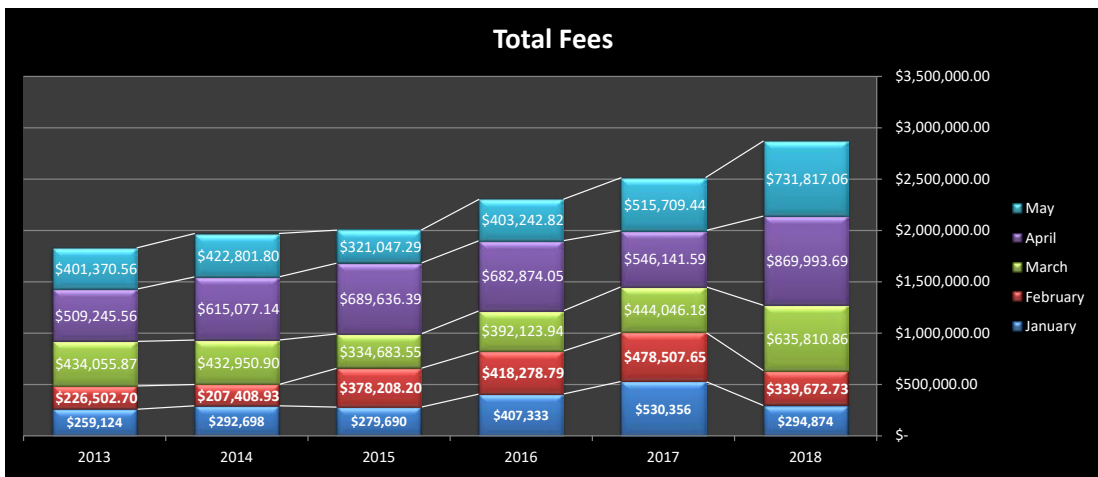
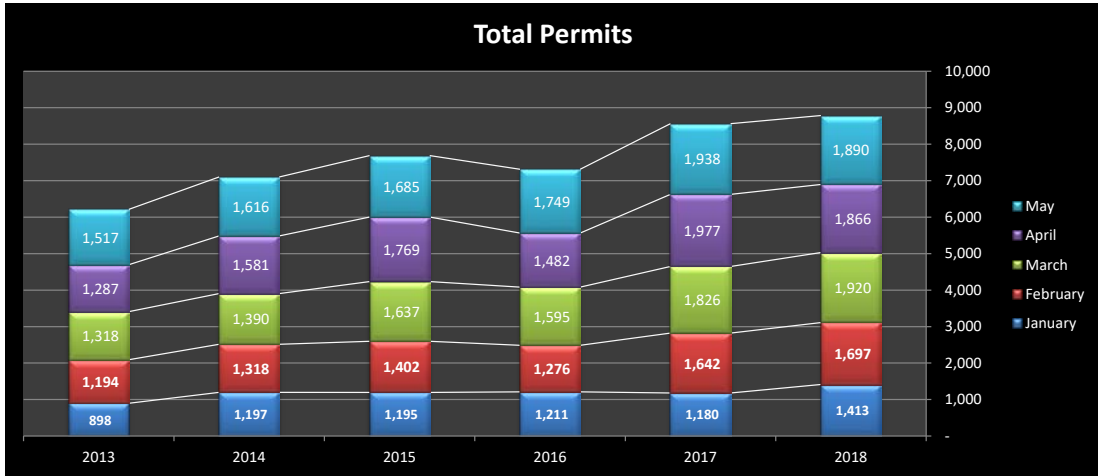




The permits listed here include all permits approved by the Building Development Services Department. Including all electrical, plumbing, mechanical, right of way, and various other types of permits.



City of Laredo
 Building Development Services Department
 Monthly Report for May 2018



The permits listed here include all permits approved by the Building Development Services Department. Including all electrical, plumbing, mechanical, right of way, and various other types of permits.

Building Development Services Inspections

