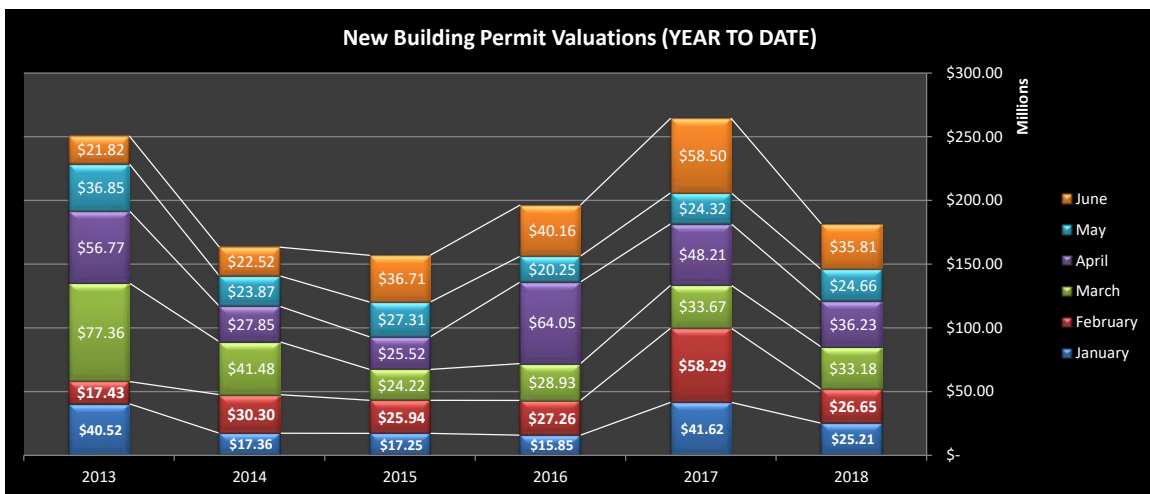
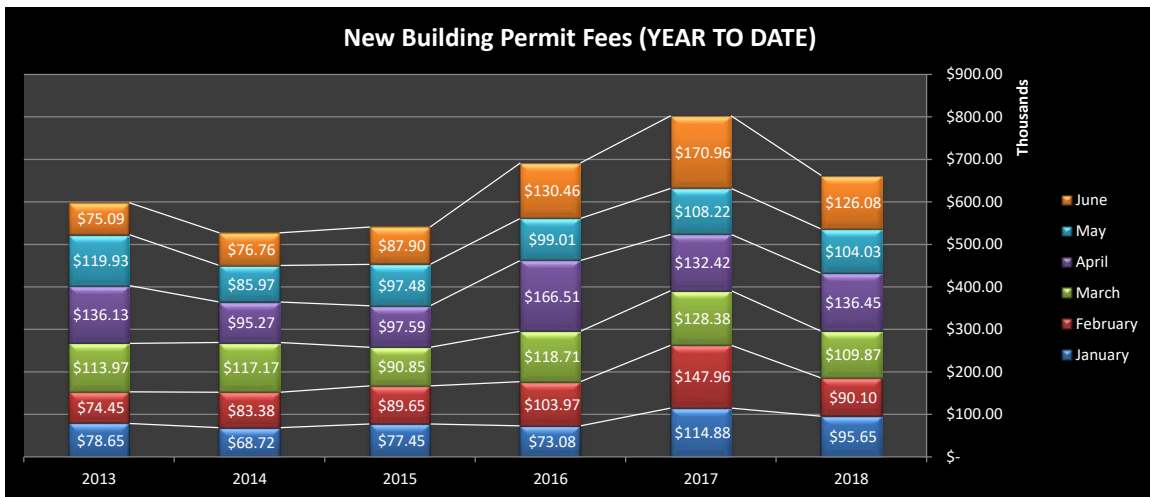
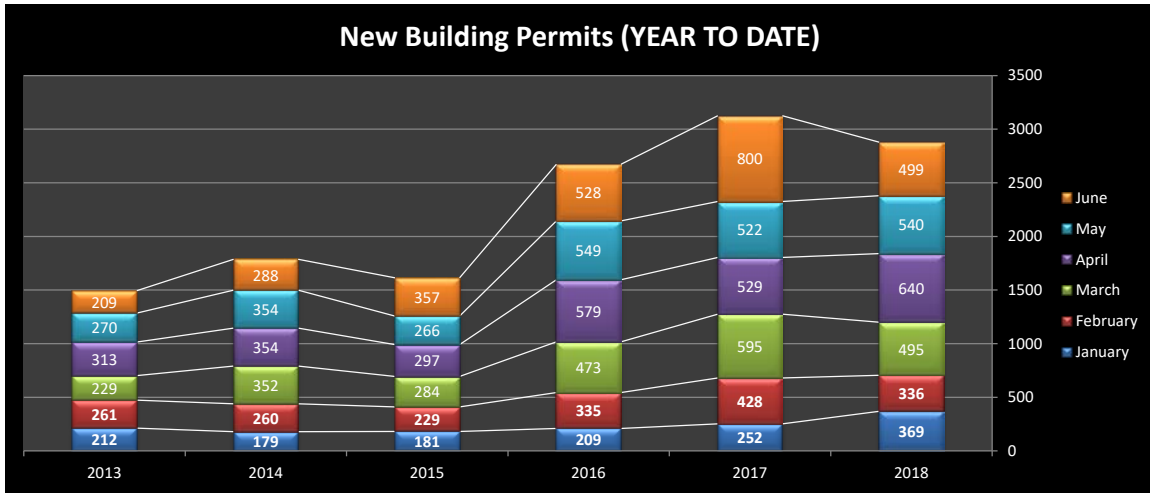
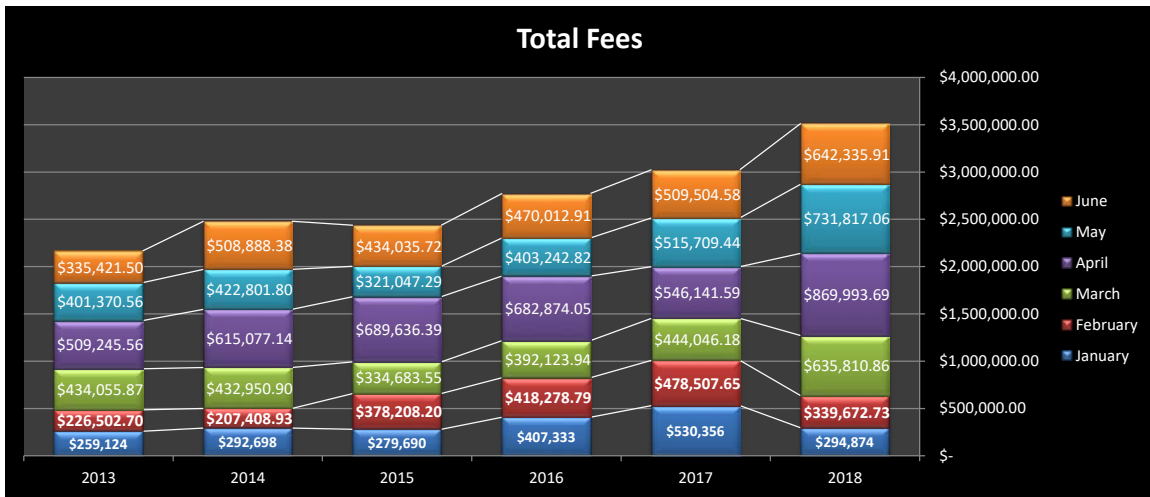
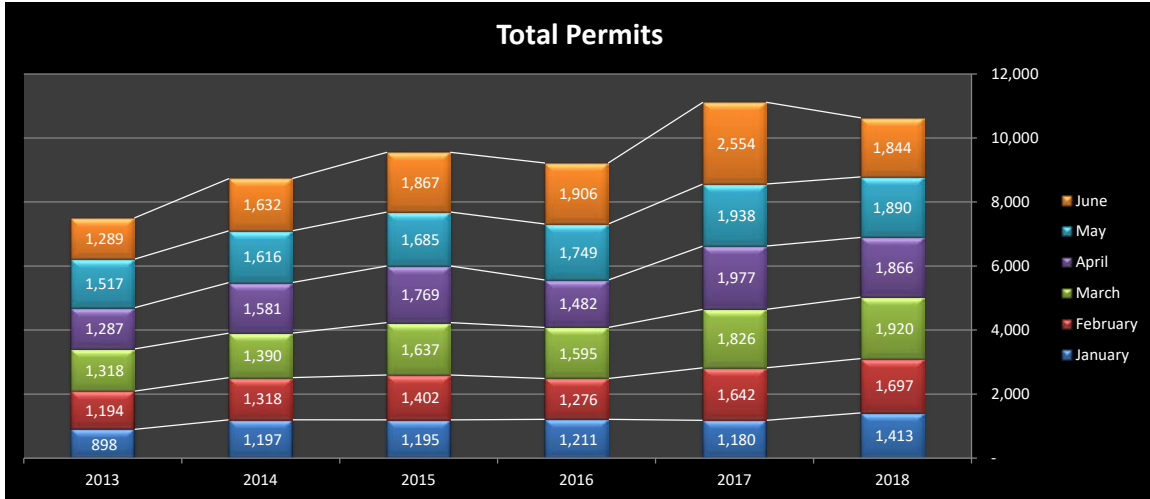


The permits listed here include all permits approved by the Building Development Services Department. Including all electrical, plumbing, mechanical, right of way, and various other types of permits.



City of Laredo
 Building Development Services Department
 Monthly Report for June 2018



The permits listed here include all permits approved by the Building Development Services Department. Including all electrical, plumbing, mechanical, right of way, and various other types of permits.

City of Laredo
Building Development Services Department
Monthly Report for June 2018

Type	BUILDING PERMITS	Permits	Fee Collected	Valuation	Units	Bldgs
HOUSEKEEPING BUILDING						
101	*Single Family Detached	98	\$ 68,038.50	\$ 14,814,366	98	
102	*Single Family Attached					
103	*2 Family Building	1	\$ -	\$ -		
104	*3 and 4 Family Buildings					
105	*5 or More Family Buildings					
107	*Mobile Home Installation	1	\$ 50.00		1	
106	*Mobile Home REINSTALLATION	7	\$ 350.00			
	Subtotal	107	\$ 68,438.50	\$ 14,814,366	99	
NEW RESIDENTIAL NON-HOUSEKEEPING BLDG						
213	*Hotels, Motels & Tourist Cabins					
NEW NON-RESIDENTIAL BUILDING						
318	*Amusement, Social & Recreational	2	\$ 2,580.00	\$ 700,000		
319	*Church & Other Religious					
320	*Industrial/Warehouse	2	\$ 16,845.00	\$ 12,750,000		
321	*Prkg/Paving (Bldg & Open Decked)					
322	*Gas Stations & Repair Garages	1	\$ 1,815.00	\$ 550,000		
323	*Hospitals & Institutional					
324	*Office, Banks & Professional	9	\$ 5,547.75	\$ 2,229,051		
325	*Public Works & Utilities					
326	*Schools & Other Educational	2	\$ 1,048.50	\$ 208,333		
327	*Stores & Customer Services	3	\$ 2,094.00	\$ 390,519		
330	*Commercial-Shell Only	1	\$ 915.00	\$ 225,000		
331	*Restaurant	2	\$ 1,276.50	\$ 308,975		
	Subtotal	22	\$ 32,121.75	\$ 17,361,878		
ADDITIONS, ALTERNATIONS & CONVERSION						
434	*Residential Porch, Carport, & Additions	59	\$ 5,663.00	\$ 845,549		
435	*Block Fence, Remodel, Reroof	256	\$ 14,809.00	\$ 1,741,810		
437	*Non Residential & Non Housekeeping	7	\$ 1,056.50	\$ 492,500		
438	*Adds of Resid. Storage, & Palapa	27	\$ 1,153.50	\$ 72,652		
439	*Swimming Pools Res. & Commercial	14	\$ 1,545.00	\$ 198,000		
440	*Remodeling Residential	7	\$ 1,294.00	\$ 286,671		
	Subtotal	370	\$ 25,521.00	\$ 3,637,182		
BUILDING PERMITS						
	June 2018	499	\$ 126,081.25	\$ 35,813,426		
	June 2017	800	\$ 170,957.40	\$ 58,500,469		
	Increase or Decrease	-301	\$ (44,876.15)	\$ (22,687,043)		
	Jan. 1, 2018 to June 30, 2018	2974	\$ 662,186.07	\$ 181,739,123		
	Jan. 1, 2017 to June 30, 2017	3243	\$ 802,813.53	\$ 264,609,646		
	Increase of Decrease	-269	\$ (140,627.46)	\$ (82,870,523)		

City of Laredo
 Building Development Services Department
 Monthly Report for June 2018

CONCRETE DRIVEWAY & STREET CUTS

500	*Driveway & Sidewalks/Residential	108	\$	5,450.00
501	*Driveway & Sidewalks/Commercial	10	\$	2,450.00
502	*Irrigation Residential	6	\$	300.00
503	*Irrigation Commercial			
511	*Street Cuts & Excavation R.O.W.	12	\$	3,650.00
504	*Wastewater in R.O.W.	24		
505	*Water distribution in R.O.W.	65		
506	*AEP in R.O.W.	23		
507	*AT&T in R.O.W.	10		
508	*Time Warner in R.O.W.			
510	*Reliant Energy / Centerpoint	0		
512	*Utilities in R.O.W.			
	Subtotal	258	\$	11,850.00

DEMOLITIONS AND RAZING OF BUILDINGS

645	*Single Family House (Atch/Detach)	14	\$	700.00
646	*2 Family Building			
647	*3 & 4 Family Buildings			
648	*5 or More Family Building			
649	*All Other Building and Structures	4	\$	200.00
	Subtotal	18	\$	900.00

ELECTRICAL PERMITS

700	*Temporary Poles	14	\$	699.00
701	*Residential Permits	150	\$	16,248.50
702	*Commercial Permits	40	\$	4,996.00
703	*Reconnection Permits	7	\$	225.00
704	*H-Frame			
705	*Meter Upgrade	5	\$	275.00
	Subtotal	216	\$	22,443.50

PLUMBING PERMITS

800	*Residential Plumbing	130	\$	17,522.00
801	*Commercial Plumbing	15	\$	2,303.00
802	*Natural Gas			
803	*Medical Gas			
804	*Irrigation Residential	32	\$	1,987.00
805	*Irrigation Commercial	2	\$	231.00
	Subtotal	179	\$	22,043.00

MECHANICAL PERMITS

900	*Residential Permits	100	\$	10,780.00
901	*Commercial Permits	15	\$	1,776.50
902	*Change Out Permits	17	\$	2,040.00
	Subtotal	132	\$	14,596.50

City of Laredo
 Building Development Services Department
 Monthly Report for June 2018

OTHERS PERMITS

960	*Amusement Arcades Permits	5	\$	430,520.00	MACHINES	410
	*Parking Lots	3	\$	1,213.50		
328	*Signs	36	\$	2,462.16		
329	*Portable Buildings	3	\$	150.00		
332	*Towers	6	\$	675.00		
980	*Vendors Permits	2	\$	65.00		
	*CO Inspections					
915	*New Business Permits	58	\$	2,900.00		
985	Garage Sale Permits	429	\$	6,436.00		

Subtotal **542** **\$** **444,421.66**

Total Permits and Fees **1844** **\$** **642,335.91** **\$** **132,831**

2017 June Total Permits and Fees 2,554 **\$** 509,505

Certificates of Occupancy

Amusement (New)	7
Residential	46
MultiFamily	3
Business	33

Replacement*

*includes: Amusement Renewals, Business Replacement

LARGE PERMITS

Description	Valuation	Permit Type/ Number	Units
PRJ Metal Warehouse w/ Office	\$ 10,000,000.00	320 Warehouse/ Industrial	
ADD 13620 Evolution Loop		18-6482	
OW		06/12/2018	
PRJ New Warehouse	\$ 2,750,000.00	320 Warehouse/ Industrial	
ADD 12020 General Milton Dr		18-7522	
OW		06/04/2018	
PRJ Utilities Administration Expansion	\$ 1,069,000.00	324 Office, Banks, Professional	
ADD 5816 Daugherty Ave		18-7443	
OW City of Laredo		06/14/2018	
PRJ Municipal Housing	\$ 651,316.00	324 Office, Banks, Professional	
ADD 5511 Thomas Ave		18-8298	
OW City of Laredo		06/18/2018	
PRJ			
ADD			
OW			

City of Laredo
 Building Development Services Department
 Monthly Report for June 2018

INSPECTIONS

	June	Year to Date		
100	FOUNDATION	323	1076	
101	FRAMING	406	1159	
102	CERTIFICATE OF OCCUPANCY		0	
104	BUILDING FINAL	458	1371	
105	FOOTING	2	4	
106	INVESTIGATION INSPECTION	27	98	
107	POOL REINFORCING INSPECTION	13	42	
108	POOL FENCE		0	
109	ROOF IN PROGRESS		0	
110	ROOF FINAL		0	
111	MH-TIE DOWN		0	
112	MH- SKIRTING		2	
113	MH-DECK		0	
114	INSULATION	244	765	Building 1,473
200	T-POLE	33	132	
201	EL RES. ROUGH-IN	227	712	
202	EL H-FRAME	204	619	
203	EL COMM WALL ROUGH-IN	26	89	
204	EL COMM CEILING ROUGH-IN	35	79	
205	EL COMM ROUGH-IN	62	161	
206	EL PROVISIONAL	30	82	
207	EL FINAL	503	1400	
208	EL RECONNECT	39	71	Electrical 1,159
300	PL COVER	236	797	
301	PL COPPER	10	35	
302	PL ROUGH-IN	264	810	
303	PL CSI & FINAL	243	786	
304	PL CSI		0	
305	PL GAS ROUGH IN	75	260	
306	PL GAS FINAL	74	259	Plumbing 902
400	ML ROUGH -IN	326	971	
401	ML FINAL	298	930	Mechanical 624
500	SC DRIVEWAY & SIDEWALK	258	789	
501	SC STREET CUT	1	8	ROW 259
550	PZ FLOOD ELEVATION		0	
551	PZ-PLATTING		0	
600	FIRE INSPECTION	749	2894	
601	FIRE RE-INSPECTION 2ND VISIT		0	
602	FIRE AFTER HR INSPECTION		0	
603	FIRE AIRPORT INSP		0	
604	FIRE ALARM PANEL REPLACEMENT	3	5	
605	FIRE CONTROL BURNING INSP		3	
606	FIRE BEER & WINE INSP	5	14	
607	FIRE CHURCH INSPECTION		0	
608	FIRE DAYCARE OR SIMILAR INSP	16	53	
609	FIRE DETENTION		1	
609B	FIRE CORRECTIONAL	1	2	
610	FIRE EXPLOSIVE TRANSPORT	11	44	
610B	FIRE RADIATION TRANSPORT		0	
611	FIRE FOOD BOOTH INSP	4	51	
612	FIRE DRILLS COMMERCIAL INSP		0	
613	FIRE FUEL LN PRESSURE TEST INS		0	

City of Laredo
 Building Development Services Department
 Monthly Report for June 2018

614	FIRE ALARM MODIFICATION INSP		5	
615	FIRE FUEL PUMP FIRE INSP		0	
616	FIRE ALARM CONN TO SPRINKLER		4	
617	FIRE WORKS DISPLAY OUTDOORS	1	3	
618	FIRE HOTEL INSP	1	15	
618B	FIRE MOTEL INSP		0	
619	FIRE HOSPITAL OR SIMILAR INSP		6	
620	FIRE SPRINKLER HYDRSTATIC TEST	21	94	
621	FIRE LPG TANK INSP		0	
622	FIRE MOBILE REFUEL INSP		0	
623	FIRE MONITORING GAS WELL INSP		0	
624	FIRE ALARM NEW INSTALL INSP	18	60	
625	FIRE NURSING HOME OR SIMILAR I		5	
627	FIRE PARADE FLOAT INSP		66	
628	FIRE PYROTECHNICS INDOOR		2	
629	FIRE PHYSICAL THERAPY	1	7	
629B	FIRE REHAB	1	3	
629C	FIRE CLINIC		9	
630	FIRE SPRINKLER MOD INSP	5	11	
631	FIRE SPRAY PAINT BOOTH INSP		0	
632	FIRE STORAGE TANK UNDER GRND		0	
632B	FIRE STORAGE TANK ABOVE GRND		0	
633	FIRE TENT PERMIT INSP	1	9	
634	FIRE USED CLOTHING INSP		0	
635	FIRE LINE UNDERGROUND HYDRO	12	42	
636	FIRE UNDR GRD TANK REMOVAL		2	
637	FIRE WAREHOUSE INSP		8	
638	FIRE FOSTER HOME INSPECTIONS	3	22	
639	FIRE HAUNTED HOUSE INSPECTION		0	
660	FIRE AUTOMATIC VENT HOOD SYS	12	46	
661	FIRE VISUAL UNDERGROUND 1	11	69	
662	FIRE VISUAL UNDERGROUND 2		0	
663	FIRE VISUAL SPKL OVERHEAD 1	33	170	
664	FIRE VISUAL SPKL OVERHEAD 2		0	
665	FIRE VISUAL SPKL OVERHEAD 3		0	
666	FIRE VISUAL FIRE ALARM 1	7	36	
667	FIRE VISUAL FIRE ALARM 2		0	
668	FIRE VISUAL FIRE ALARM 3		0	
669	FIRE AMUSEMENT CENTER	15	70	
670	FIRE CAREER DAY/DEMO	3	14	
671	FIRE YELLOW TAG INSPECTION	14	23	
672	FIRE RED TAG INSPECTION	8	40	
799	IRRIGATION FINAL	2	3	
899	IRRIGATION ROW FINAL		0	Building Dept
FISH	FIRE SAFETY HOUSE		0	Fire Dept
	Totals	5375	17418	
				4,417
				958

Notes:

This report is prepared by the Building Development Services Department using monthly building reports. For any questions or comments, please contact Andres Castañeda - 956.794.1625 - acastaneda@ci.laredo.tx.us

Building Development Services Inspections

