

City of Laredo  
Building Development Services Department  
Monthly Report for July 2018

Type	BUILDING PERMITS	Permits	Fee Collected	Valuation	Units	Bldgs
<b>HOUSEKEEPING BUILDING</b>						
101	*Single Family Detached	104	\$ 66,583.50	\$ 14,287,506	104	
102	*Single Family Attached					
103	*2 Family Building	1	\$ 741.00	\$ 166,082		
104	*3 and 4 Family Buildings					
105	*5 or More Family Buildings	1	\$ 864.75	\$ 316,740		
107	*Mobile Home Installation					
106	*Mobile Home REINSTALLATION	9	\$ 450.00			
	<b>Subtotal</b>	<b>115</b>	<b>\$ 68,639.25</b>	<b>\$ 14,770,328</b>	<b>104</b>	
<b>NEW RESIDENTIAL NON-HOUSEKEEPING BLDG</b>						
213	*Hotels, Motels & Tourist Cabins					
<b>NEW NON-RESIDENTIAL BUILDING</b>						
318	*Amusement, Social & Recreational	2	\$ 887.00	\$ 156,890		
319	*Church & Other Religious	1	\$ -	\$ 450,000		
320	*Industrial/Warehouse	6	\$ 20,787.75	\$ 14,961,387		
321	*Prkg/Paving (Bldg & Open Decked)					
322	*Gas Stations & Repair Garages					
323	*Hospitals & Institutional					
324	*Office, Banks & Professional	2	\$ 1,346.00	\$ 435,637		
325	*Public Works & Utilities					
326	*Schools & Other Educational	1	\$ 13,027.50	\$ 14,370,000		
327	*Stores & Customer Services	13	\$ 10,394.00	\$ 2,961,876		
330	*Commercial-Shell Only	1	\$ 4,500.00	\$ 3,000,000		
331	*Restaurant	1	\$ 280.50	\$ 43,162		
	<b>Subtotal</b>	<b>27</b>	<b>\$ 51,222.75</b>	<b>\$ 36,378,952</b>		
<b>ADDITIONS, ALTERNATIONS &amp; CONVERSION</b>						
434	*Residential Porch, Carport, & Additions	39	\$ 4,457.50	\$ 590,303		
435	*Block Fence, Remodel, Reroof	274	\$ 16,570.75	\$ 2,083,215		
437	*Non Residential & Non Housekeeping	5	\$ 1,633.50	\$ 350,150		
438	*Adds of Resid. Storage, & Palapa	17	\$ 970.50	\$ 99,734		
439	*Swimming Pools Res. & Commercial	12	\$ 1,416.00	\$ 180,000		
440	*Remodeling Residential	11	\$ 1,474.00	\$ 323,840		
	<b>Subtotal</b>	<b>358</b>	<b>\$ 26,522.25</b>	<b>\$ 3,627,242</b>		
<b>BUILDING PERMITS</b>						
	July 2018	500	\$ 146,384.25	\$ 54,776,522		
	July 2017	586	\$ 105,821.53	\$ 26,540,117.00		
	Increase or Decrease	<b>-86</b>	<b>\$ 40,562.72</b>	<b>\$ 28,236,405</b>		
	Jan. 1, 2018 to July 30, 2018	3474	\$ 808,570.32	\$ 236,515,645		
	Jan. 1, 2017 to July 30, 2017	3829	\$ 908,635.06	\$ 291,149,763		
	Increase of Decrease	<b>-355</b>	<b>\$ (100,064.74)</b>	<b>\$ (54,634,118)</b>		

City of Laredo  
 Building Development Services Department  
 Monthly Report for July 2018

**CONCRETE DRIVEWAY & STREET CUTS**

500	*Driveway & Sidewalks/Residential	100	\$	4,850.00
501	*Driveway & Sidewalks/Commercial	8	\$	2,000.00
502	*Irrigation Residential	6	\$	300.00
503	*Irrigation Commercial	2	\$	500.00
511	*Street Cuts & Excavation R.O.W.	15	\$	6,000.00
504	*Wastewater in R.O.W.			
505	*Water distribution in R.O.W.	53		
506	*AEP in R.O.W.	28		
507	*AT&T in R.O.W.	12		
508	*Time Warner in R.O.W.			
510	*Reliant Energy / Centerpoint			
512	*Utilities in R.O.W.			
	<b>Subtotal</b>	<b>224</b>	<b>\$</b>	<b>13,650.00</b>

**DEMOLITIONS AND RAZING OF BUILDINGS**

645	*Single Family House (Atch/Detach)	8	\$	400.00
646	*2 Family Building			
647	*3 & 4 Family Buildings			
648	*5 or More Family Building			
649	*All Other Building and Structures	6	\$	300.00
	<b>Subtotal</b>	<b>14</b>	<b>\$</b>	<b>700.00</b>

**ELECTRICAL PERMITS**

700	*Temporary Poles	9	\$	464.00
701	*Residential Permits	137	\$	15,464.00
702	*Commercial Permits	78	\$	7,974.00
703	*Reconnection Permits	8	\$	200.00
704	*H-Frame			
705	*Meter Upgrade	4	\$	207.00
	<b>Subtotal</b>	<b>236</b>	<b>\$</b>	<b>24,309.00</b>

**PLUMBING PERMITS**

800	*Residential Plumbing	126	\$	17,718.00
801	*Commercial Plumbing	32	\$	4,962.00
802	*Natural Gas			
803	*Medical Gas			
804	*Irrigation Residential	30	\$	1,974.00
805	*Irrigation Commercial	4	\$	1,371.00
	<b>Subtotal</b>	<b>192</b>	<b>\$</b>	<b>26,025.00</b>

**MECHANICAL PERMITS**

900	*Residential Permits	106	\$	11,466.00
901	*Commercial Permits	22	\$	5,994.00
902	*Change Out Permits	29	\$	3,712.00
	<b>Subtotal</b>	<b>157</b>	<b>\$</b>	<b>21,172.00</b>

City of Laredo  
 Building Development Services Department  
 Monthly Report for July 2018

<b>OTHERS PERMITS</b>					
960	*Amusement Arcades Permits	4	\$	241,500.00	MACHINES 230
	*Parking Lots	1	\$	1,101.00	
328	*Signs	34	\$	3,334.82	
329	*Portable Buildings	1	\$	50.00	
332	*Towers	5	\$	454.50	
980	*Vendors Permits	3	\$	215.00	
	*CO Inspections				
915	*New Business Permits	39	\$	1,950.00	
985	Garage Sale Permits	475	\$	7,200.00	

**Subtotal** **562** **\$** **255,805.32**

**Total Permits and Fees** **1,885** **\$** **488,045.57** \$ 174,445.18 -226

2017 July Total Permits and Fees 2,111 \$ 313,600.39

<b>Certificates of Occupancy</b>			
	Amusement (New)		7
	Residential		86
	MultiFamily		
	Business		34
	Replacement*		

\*includes: Amusement Renewals, Business Replacement

**LARGE PERMITS**

	<u>Description</u>	<u>Valuation</u>	<u>Permit Type/ Number</u>	<u>Units</u>
PRJ	School #31 Coves @ Winfield	\$ 14,370,000.00	326 Schools & Other Educational	
ADD	4201 Champions Way		18-6553	
OW	United ISD		7/13/2018	
PRJ	New Warehouse	\$ 11,196,762.00	320 Industrial Warehouse	
ADD	13710 IH 35 Frontage Rd		18-7741	
OW			7/12/2018	
PRJ	16 Bdrm Dorms & Admin Cafeteria	\$ 3,600,000.00	323 Hospital & Institutional	
ADD	111 Camino Nuevo		18-6846	
OW	Webb County		7/13/2018	
PRJ	Ashley Furniture Homestore	\$ 3,000,000.00	330 Commercial Shell	
ADD	5601 Bob Bullock Loop		18-8694	
OW			7/23/2018	
PRJ		\$ 2,500,000.00	323 Hospitals & Institutional	
ADD	230 Calle Del Norte		18-9020	
OW	Healthcare Alliance of Laredo		7/17/2018	

City of Laredo  
 Building Development Services Department  
 Monthly Report for July 2018

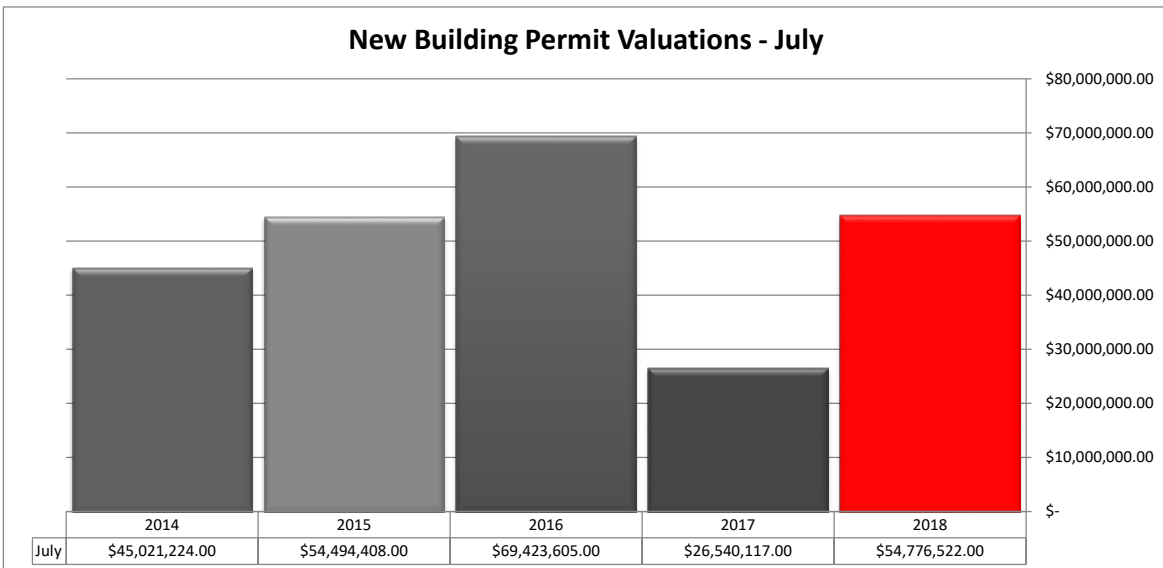
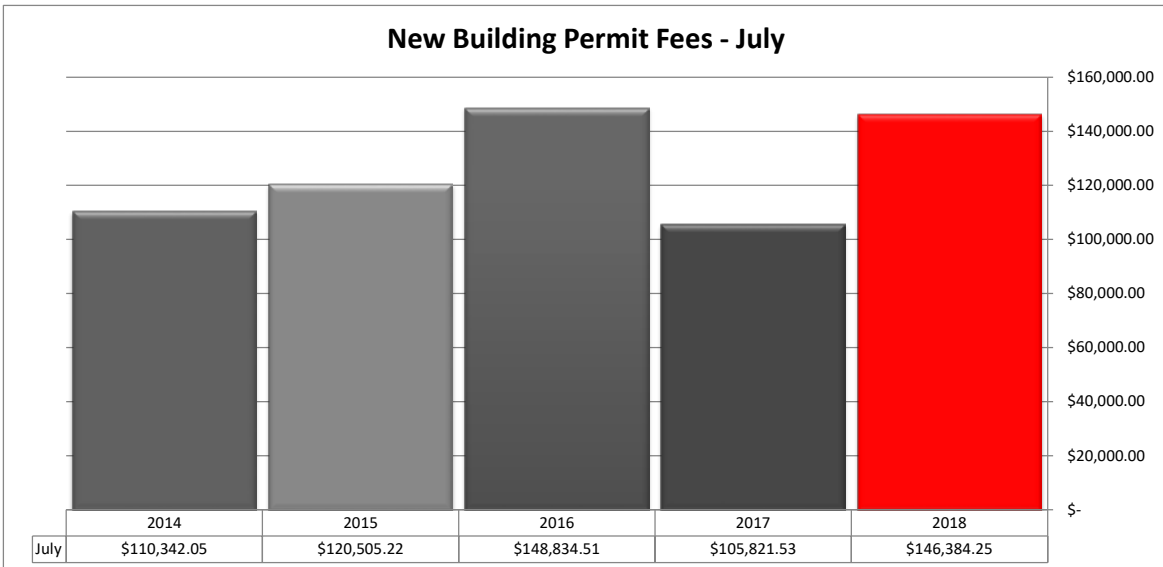
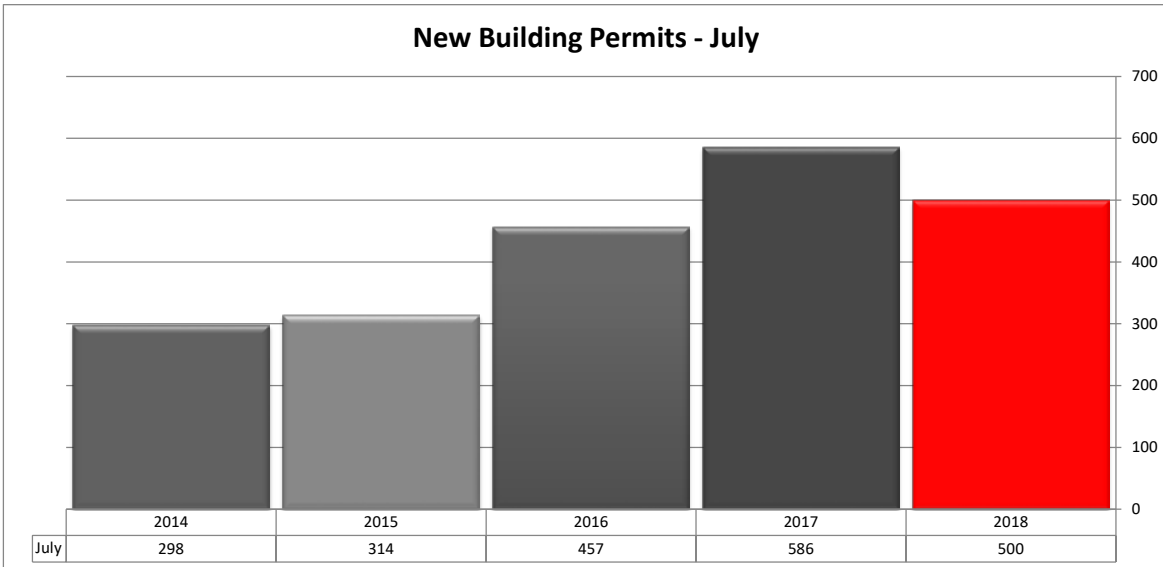
		INSPECTIONS			
		July	Year to Date		
100	FOUNDATION	174	1250		
101	FRAMING	217	1376		
102	CERTIFICATE OF OCCUPANCY		0		
104	BUILDING FINAL	242	1613		
105	FOOTING	2	6		
106	INVESTIGATION INSPECTION	11	109		
107	POOL REINFORCING INSPECTION	6	48		
108	POOL FENCE		0		
109	ROOF IN PROGRESS		0		
110	ROOF FINAL		0		
111	MH-TIE DOWN		0		
112	MH- SKIRTING		2		
113	MH-DECK		0		
114	INSULATION	106	871	Building	758
200	T-POLE	11	143		
201	EL RES. ROUGH-IN	90	802		
202	EL H-FRAME	87	706		
203	EL COMM WALL ROUGH-IN	13	102		
204	EL COMM CEILING ROUGH-IN	17	96		
205	EL COMM ROUGH-IN	36	197		
206	EL PROVISIONAL	7	89		
207	EL FINAL	240	1640		
208	EL RECONNECT	12	83	Electrical	513
300	PL COVER	116	913		
301	PL COPPER	6	41		
302	PL ROUGH-IN	124	934		
303	PL CSI & FINAL	124	910		
304	PL CSI		0		
305	PL GAS ROUGH IN	37	297		
306	PL GAS FINAL	37	296	Plumbing	444
400	ML ROUGH -IN	143	1114		
401	ML FINAL	142	1072	Mechanical	285
500	SC DRIVEWAY & SIDEWALK	95	884		
501	SC STREET CUT		8	ROW	95
550	PZ FLOOD ELEVATION		0		
551	PZ-PLATTING		0		
600	FIRE INSPECTION	345	3239		
601	FIRE RE-INSPECTION 2ND VISIT		0		
602	FIRE AFTER HR INSPECTION		0		
603	FIRE AIRPORT INSP		0		
604	FIRE ALARM PANEL REPLACEMENT	2	7		
605	FIRE CONTROL BURNING INSP		3		
606	FIRE BEER & WINE INSP	2	16		
607	FIRE CHURCH INSPECTION		0		
608	FIRE DAYCARE OR SIMILAR INSP	6	59		
609	FIRE DETENTION		1		
609B	FIRE CORRECTIONAL	1	3		
610	FIRE EXPLOSIVE TRANSPORT	5	49		
610B	FIRE RADIATION TRANSPORT		0		
611	FIRE FOOD BOOTH INSP	4	55		
612	FIRE DRILLS COMMERCIAL INSP		0		
613	FIRE FUEL LN PRESSURE TEST INS		0		

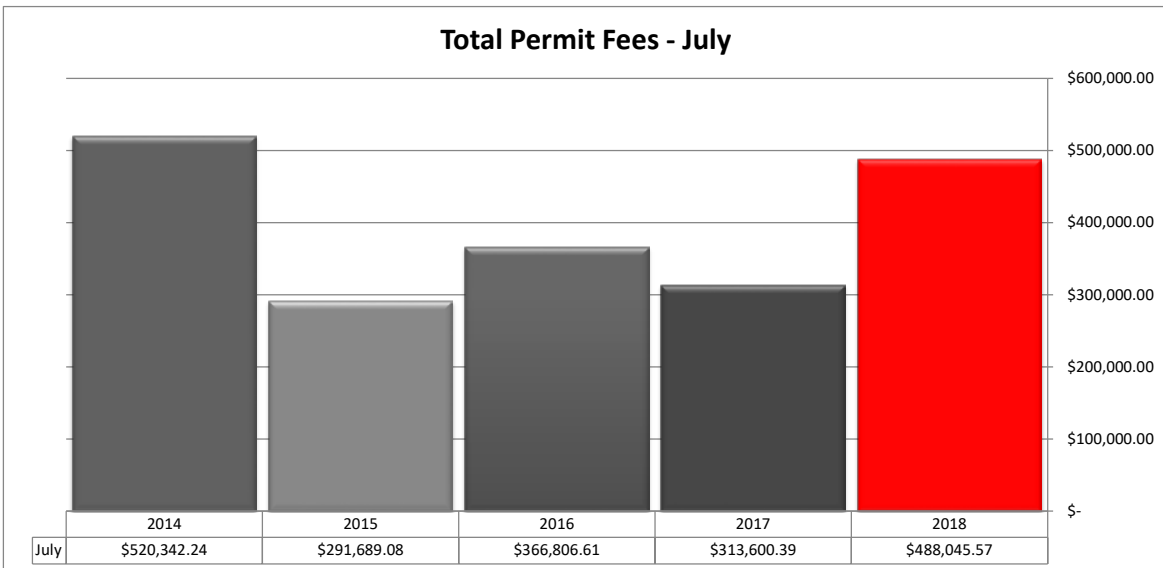
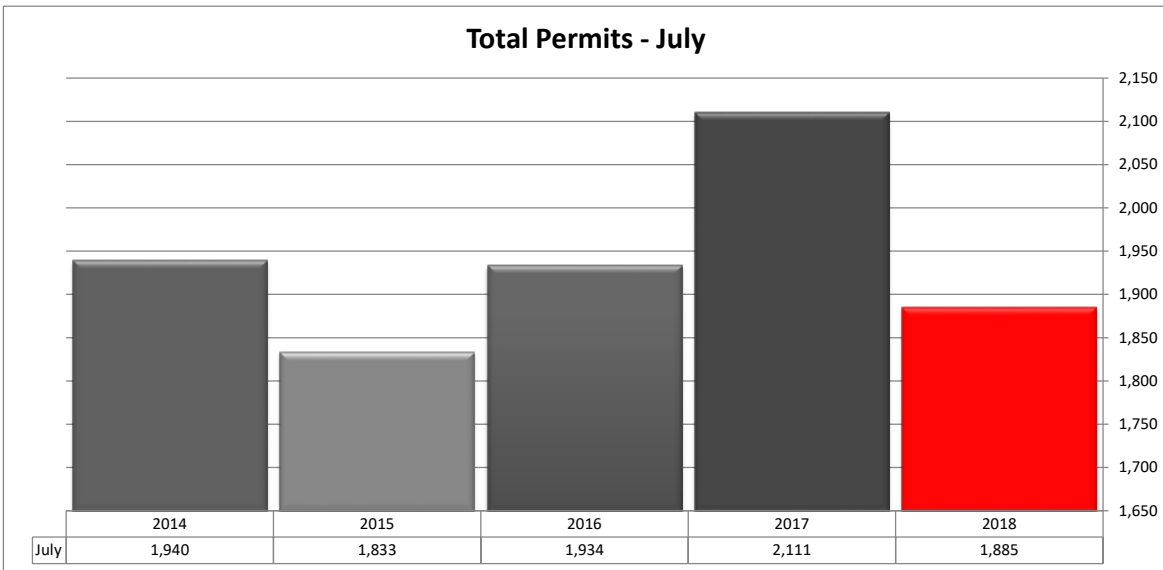
City of Laredo  
Building Development Services Department  
Monthly Report for July 2018

614	FIRE ALARM MODIFICATION INSP		5	
615	FIRE FUEL PUMP FIRE INSP		0	
616	FIRE ALARM CONN TO SPRINKLER	1	5	
617	FIRE WORKS DISPLAY OUTDOORS	1	4	
618	FIRE HOTEL INSP	1	16	
618B	FIRE MOTEL INSP		0	
619	FIRE HOSPITAL OR SIMILAR INSP		6	
620	FIRE SPRINKLER HYDRSTATIC TEST	5	99	
621	FIRE LPG TANK INSP		0	
622	FIRE MOBILE REFUEL INSP		0	
623	FIRE MONITORING GAS WELL INSP		0	
624	FIRE ALARM NEW INSTALL INSP	9	69	
625	FIRE NURSING HOME OR SIMILAR I		5	
627	FIRE PARADE FLOAT INSP		66	
628	FIRE PYROTECHNICS INDOOR		2	
629	FIRE PHYSICAL THERAPY		7	
629B	FIRE REHAB	1	4	
629C	FIRE CLINIC		9	
630	FIRE SPRINKLER MOD INSP	4	15	
631	FIRE SPRAY PAINT BOOTH INSP		0	
632	FIRE STORAGE TANK UNDER GRND		0	
632B	FIRE STORAGE TANK ABOVE GRND		0	
633	FIRE TENT PERMIT INSP		9	
634	FIRE USED CLOTHING INSP		0	
635	FIRE LINE UNDERGROUND HYDRO		42	
636	FIRE UNDR GRD TANK REMOVAL		2	
637	FIRE WAREHOUSE INSP		8	
638	FIRE FOSTER HOME INSPECTIONS	2	24	
639	FIRE HAUNTED HOUSE INSPECTION		0	
660	FIRE AUTOMATIC VENT HOOD SYS	7	53	
661	FIRE VISUAL UNDERGROUND 1	2	71	
662	FIRE VISUAL UNDERGROUND 2		0	
663	FIRE VISUAL SPKL OVERHEAD 1	13	183	
664	FIRE VISUAL SPKL OVERHEAD 2		0	
665	FIRE VISUAL SPKL OVERHEAD 3		0	
666	FIRE VISUAL FIRE ALARM 1	6	42	
667	FIRE VISUAL FIRE ALARM 2		0	
668	FIRE VISUAL FIRE ALARM 3		0	
669	FIRE AMUSEMENT CENTER	3	73	
670	FIRE CAREER DAY/DEMO		14	
671	FIRE YELLOW TAG INSPECTION	13	36	
672	FIRE RED TAG INSPECTION	1	41	
799	IRRIGATION FINAL	2	5	
899	IRRIGATION ROW FINAL		0	Building Dept 2,095
FISH	FIRE SAFETY HOUSE		0	Fire Dept 436
<b>Totals</b>		<b>2531</b>	<b>19949</b>	

**Notes:**

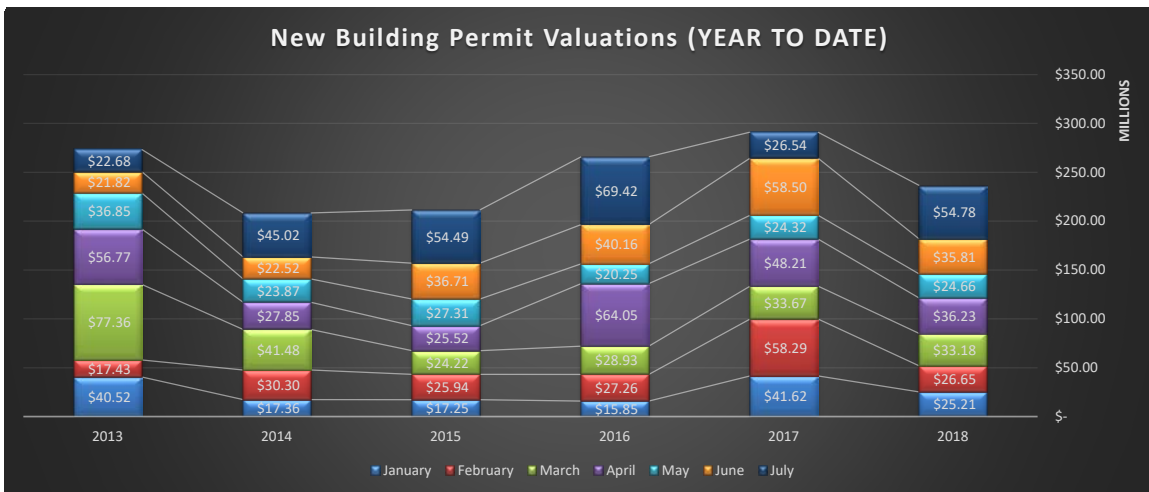
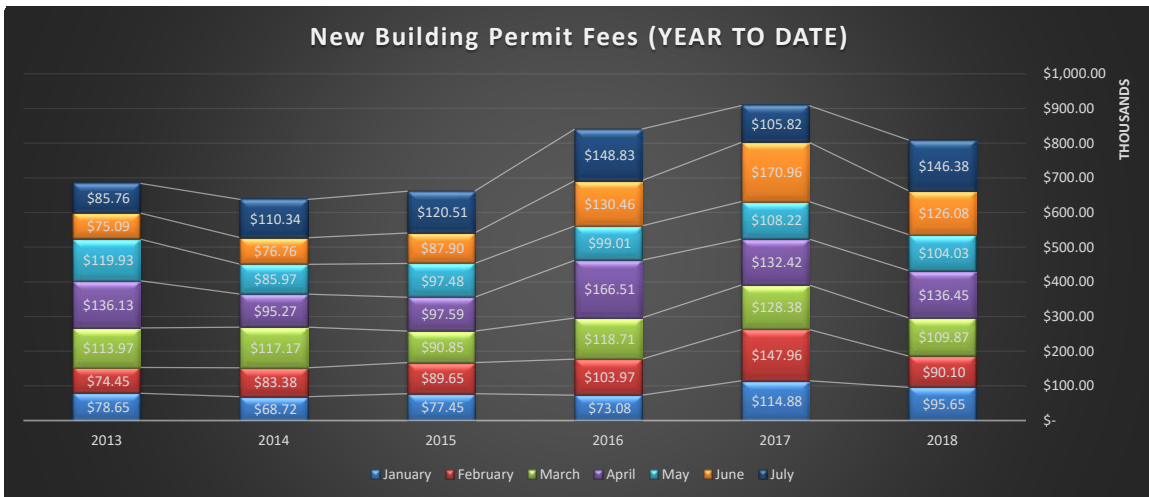
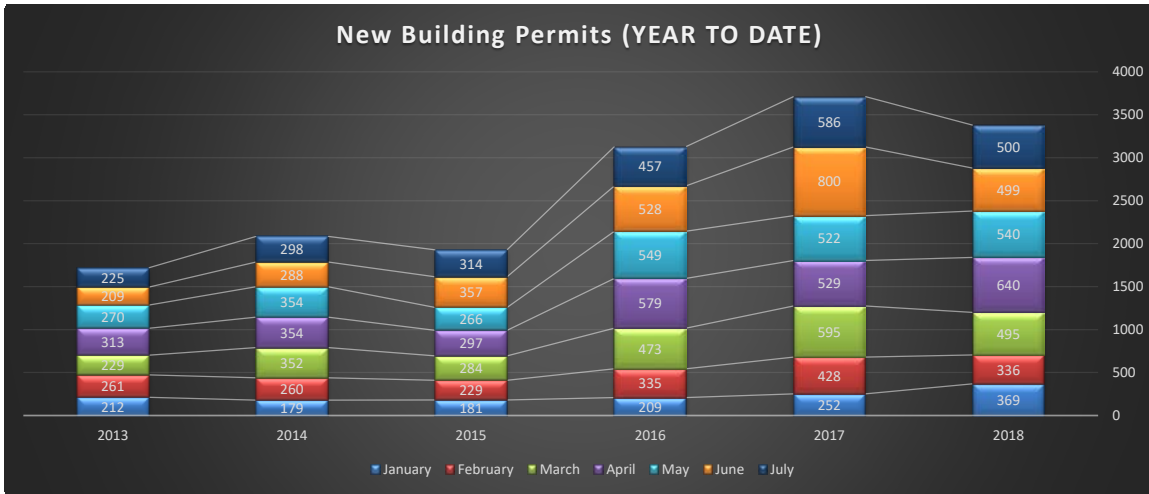
This report is prepared by the Building Development Services Department using monthly building reports. For any questions or comments, please contact Andres Castañeda - 956.794.1625 - acastaneda@ci.laredo.tx.us





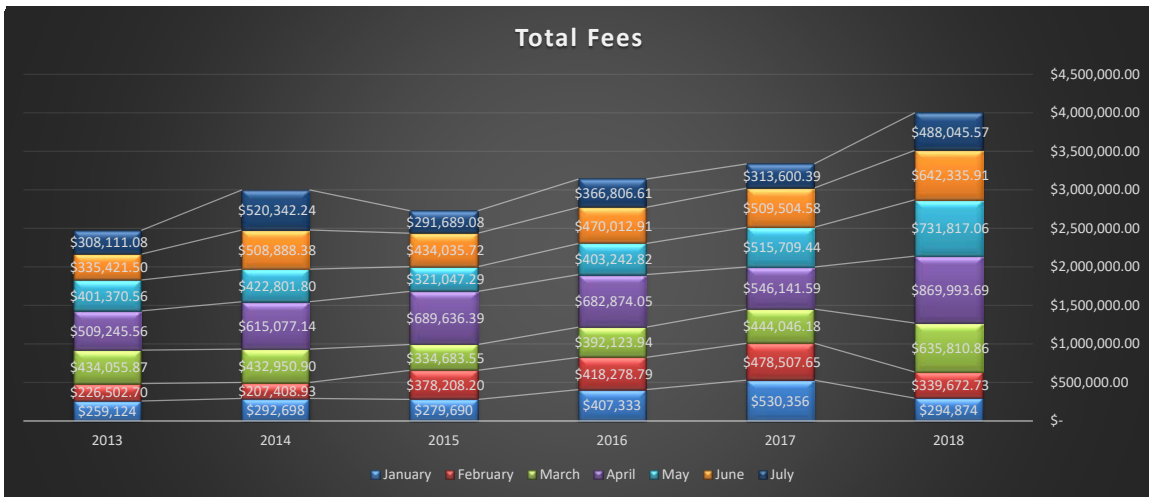
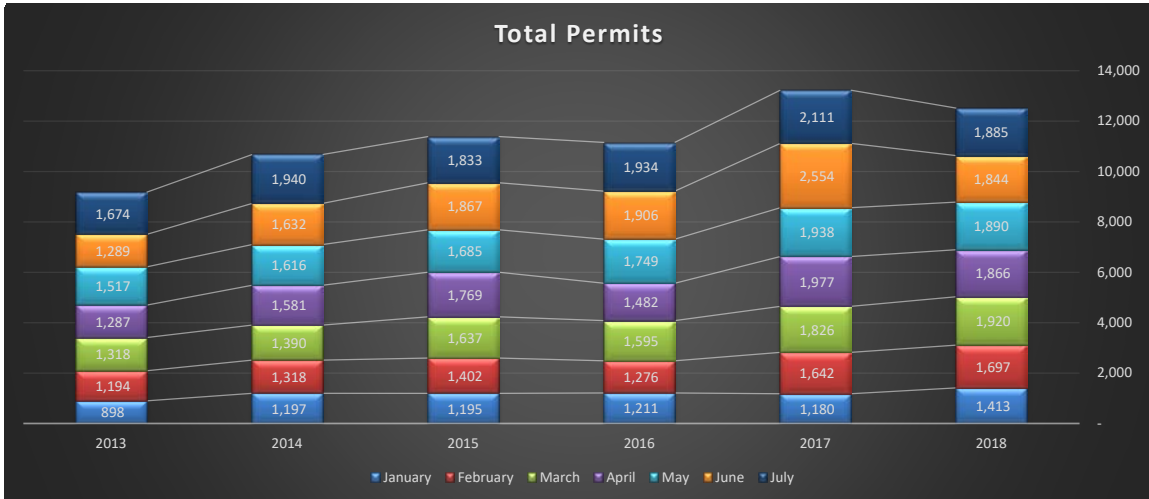
The permits listed here include all permits approved by the Building Development Services Department. Including all electrical, plumbing, mechanical, right of way, and various other types of permits.

City of Laredo  
 Building Development Services Department  
 Monthly Report for July 2018





City of Laredo  
 Building Development Services Department  
 Monthly Report for July 2018



The permits listed here include all permits approved by the Building Development Services Department. Including all electrical, plumbing, mechanical, right of way, and various other types of permits.

### Building Development Services Inspections

