

City of Laredo
 Building Development Services Department
 Monthly Report for August 2018

Type	BUILDING PERMITS	Permits	Fee Collected	Valuation	Units	Bldgs
HOUSEKEEPING BUILDING						
101	*Single Family Detached	116	\$ 75,458.50	\$ 16,742,028	116	
102	*Single Family Attached					
103	*2 Family Building	3	\$ 1,540.50	\$ 290,910	6	
104	*3 and 4 Family Buildings					
105	*5 or More Family Buildings	1	\$ 1,890.00	\$ 600,000		
107	*Mobile Home Installation	5	\$ 250.00		5	
106	*Mobile Home REINSTALLATION	6	\$ 300.00			
	Subtotal	131	\$ 79,439.00	\$ 17,632,938	127	
NEW RESIDENTIAL NON-HOUSEKEEPING BLDG						
213	*Hotels, Motels & Tourist Cabins					
NEW NON-RESIDENTIAL BUILDING						
318	*Amusement, Social & Recreational					
319	*Church & Other Religious	1	\$ 135.00	\$ 30,200.00		
320	*Industrial/Warehouse	2	\$ 4,832.64	\$ 6,284,093		
321	*Prkg/Paving (Bldg & Open Decked)					
322	*Gas Stations & Repair Garages					
323	*Hospitals & Institutional	1	\$ 1,140.00	\$ 300,000		
324	*Office, Banks & Professional	8	\$ 17,376.70	\$ 11,009,656		
325	*Public Works & Utilities					
326	*Schools & Other Educational					
327	*Stores & Customer Services	11	\$ 6,339.25	\$ 2,506,917		
330	*Commercial-Shell Only					
331	*Restaurant	1	\$ 1,740.00	\$ 500,000		
	Subtotal	24	\$ 31,563.59	\$ 20,630,866		
ADDITIONS, ALTERNATIONS & CONVERSION						
434	*Residential Porch, Carport, & Additions	40	\$ 4,131.00	\$ 502,159		
435	*Block Fence, Remodel, Reroof	178	\$ 11,282.60	\$ 1,317,525		
437	*Non Residential & Non Housekeeping	8	\$ 1,174.50	\$ 180,984		
438	*Adds of Resid. Storage, & Palapa	9	\$ 402.00	\$ 30,943		
439	*Swimming Pools Res. & Commercial	14	\$ 1,785.00	\$ 257,500		
440	*Remodeling Residential	6	\$ 725.00	\$ 197,807		
	Subtotal	255	\$ 19,500.10	\$ 2,486,918		
BUILDING PERMITS						
	August 2018	410	\$ 130,502.69	\$ 40,750,722		
	August 2017	574	\$ 122,721.51	\$ 25,818,587.00		
	Increase or Decrease	-164	\$ 7,781.18	\$ 14,932,135		
	Jan. 1, 2018 to Aug 31, 2018	3884	\$ 939,073.01	\$ 277,266,367.00		
	Jan. 1, 2017 to Aug 31, 2017	4403	\$ 1,031,356.57	\$ 316,968,350.00		
	Increase of Decrease	-519	\$ (92,283.56)	\$ (39,701,983.00)		

City of Laredo
 Building Development Services Department
 Monthly Report for August 2018

CONCRETE DRIVEWAY & STREET CUTS

500	*Driveway & Sidewalks/Residential	108	\$	5,100.00
501	*Driveway & Sidewalks/Commercial	9	\$	2,450.00
502	*Irrigation Residential	11	\$	550.00
503	*Irrigation Commercial	3	\$	750.00
511	*Street Cuts & Excavation R.O.W.	18	\$	6,750.00
504	*Wastewater in R.O.W.			
505	*Water distribution in R.O.W.	46		
506	*AEP in R.O.W.	54		
507	*AT&T in R.O.W.	15		
508	*Time Warner in R.O.W.			
510	*Reliant Energy / Centerpoint			
512	*Utilities in R.O.W.			
	Subtotal	264	\$	15,600.00

DEMOLITIONS AND RAZING OF BUILDINGS

645	*Single Family House (Atch/Detach)	6	\$	250.00
646	*2 Family Building			
647	*3 & 4 Family Buildings			
648	*5 or More Family Building			
649	*All Other Building and Structures	6	\$	300.00
	Subtotal	12	\$	550.00

ELECTRICAL PERMITS

700	*Temporary Poles	20	\$	1,104.50
701	*Residential Permits	192	\$	21,086.00
702	*Commercial Permits	54	\$	5,910.50
703	*Reconnection Permits	9	\$	225.00
704	*H-Frame			
705	*Meter Upgrade	5	\$	284.00
	Subtotal	280	\$	28,610.00

PLUMBING PERMITS

800	*Residential Plumbing	155	\$	19,456.00
801	*Commercial Plumbing	42	\$	3,247.00
802	*Natural Gas			
803	*Medical Gas			
804	*Irrigation Residential	53	\$	3,424.00
805	*Irrigation Commercial	10	\$	1,386.00
	Subtotal	260	\$	27,513.00

MECHANICAL PERMITS

900	*Residential Permits	94	\$	10,168.00
901	*Commercial Permits	22	\$	4,786.00
902	*Change Out Permits	19	\$	2,528.00
	Subtotal	135	\$	17,482.00

City of Laredo
 Building Development Services Department
 Monthly Report for August 2018

OTHERS PERMITS			
960	*Amusement Arcades Permits	2	\$ 92,400.00
	*Parking Lots	7	\$ 12,597.75
328	*Signs	44	\$ 3,895.67
329	*Portable Buildings	1	\$ 50.00
332	*Towers	4	\$ 906.00
980	*Vendors Permits		
	*CO Inspections		
915	*New Business Permits	61	\$ 3,050.00
985	Garage Sale Permits	409	\$ 6,390.00

Subtotal **528** **\$ 119,289.42**

Total Permits and Fees **1,889** **\$ 339,547.11**

2017 August Total Permits and Fees 1,905 \$ 561,858.54 \$ (222,311.43)

Certificates of Occupancy

Amusement (New)	2
Residential	42
MultiFamily	1
Business	36
Replacement*	

*Includes: Amusement Renewals, Business Replacement

LARGE PERMITS

<u>Description</u>	<u>Valuation</u>	<u>Permit Type/ Number</u>	<u>Units</u>
PRJ Texas Community Bank	\$ 7,500,000.00	324 Office, Banks, Professional	
ADD 6701 Rocio Dr		18-9954	
OW Texas Community Bank		8/23/2018	
PRJ Warehouse Cooler	\$ 6,085,193.00	320 Industrial Warehouse	
ADD 416 Colombia Rd		18-10333	
OW		8/20/2018	
PRJ Commercial Plaza	\$ 2,058,800.00	327 Stores & Customer Service	
ADD 3301 Lomas Del Sur		18-10351	
OW		8/21/2018	
PRJ Sports Medicine Clinic	\$ 1,918,800.00	324 Office, Banks, Professional	
ADD 7109 Bartlett Ave STE 109		18-9978	
OW		8/9/2018	
PRJ OBGYN of Laredo	\$ 697,100.00	324 Office, Banks, Professional	
ADD 7109 Bartlett STE 101		18-9937	
OW		08/09/2018	

City of Laredo
 Building Development Services Department
 Monthly Report for August 2018

INSPECTIONS

	August	Year to Date		
100	FOUNDATION	1556	2806	
101	FRAMING	128	1504	
102	CERTIFICATE OF OCCUPANCY		0	
104	BUILDING FINAL	218	1831	
105	FOOTING		6	
106	INVESTIGATION INSPECTION	14	123	
107	POOL REINFORCING INSPECTION	7	55	
108	POOL FENCE		0	
109	ROOF IN PROGRESS		0	
110	ROOF FINAL		0	
111	MH-TIE DOWN		0	
112	MH- SKIRTING		2	
113	MH-DECK		0	
114	INSULATION	158	1029	Building 2,081
200	T-POLE	29	172	
201	EL RES. ROUGH-IN	148	950	
202	EL H-FRAME	126	832	
203	EL COMM WALL ROUGH-IN	18	120	
204	EL COMM CEILING ROUGH-IN	12	108	
205	EL COMM ROUGH-IN	43	240	
206	EL PROVISIONAL	13	102	
207	EL FINAL	223	1863	
208	EL RECONNECT	16	99	Electrical 628
300	PL COVER	119	1032	
301	PL COPPER	4	45	
302	PL ROUGH-IN	150	1084	
303	PL CSI & FINAL	121	1031	
304	PL CSI		0	
305	PL GAS ROUGH IN	42	339	
306	PL GAS FINAL	40	336	Plumbing 476
400	ML ROUGH -IN	221	1335	
401	ML FINAL	170	1242	Mechanical 391
500	SC DRIVEWAY & SIDEWALK	152	1036	
501	SC STREET CUT	1	9	ROW 153
550	PZ FLOOD ELEVATION		0	
551	PZ-PLATTING		0	
600	FIRE INSPECTION	453	3692	
601	FIRE RE-INSPECTION 2ND VISIT		0	
602	FIRE AFTER HR INSPECTION		0	
603	FIRE AIRPORT INSP		0	
604	FIRE ALARM PANEL REPLACEMENT		7	
605	FIRE CONTROL BURNING INSP		3	
606	FIRE BEER & WINE INSP		16	
607	FIRE CHURCH INSPECTION		0	
608	FIRE DAYCARE OR SIMILAR INSP	37	96	
609	FIRE DETENTION	1	2	
609B	FIRE CORRECTIONAL	1	4	
610	FIRE EXPLOSIVE TRANSPORT	5	54	
610B	FIRE RADIATION TRANSPORT		0	
611	FIRE FOOD BOOTH INSP		55	
612	FIRE DRILLS COMMERCIAL INSP		0	
613	FIRE FUEL LN PRESSURE TEST INS		0	

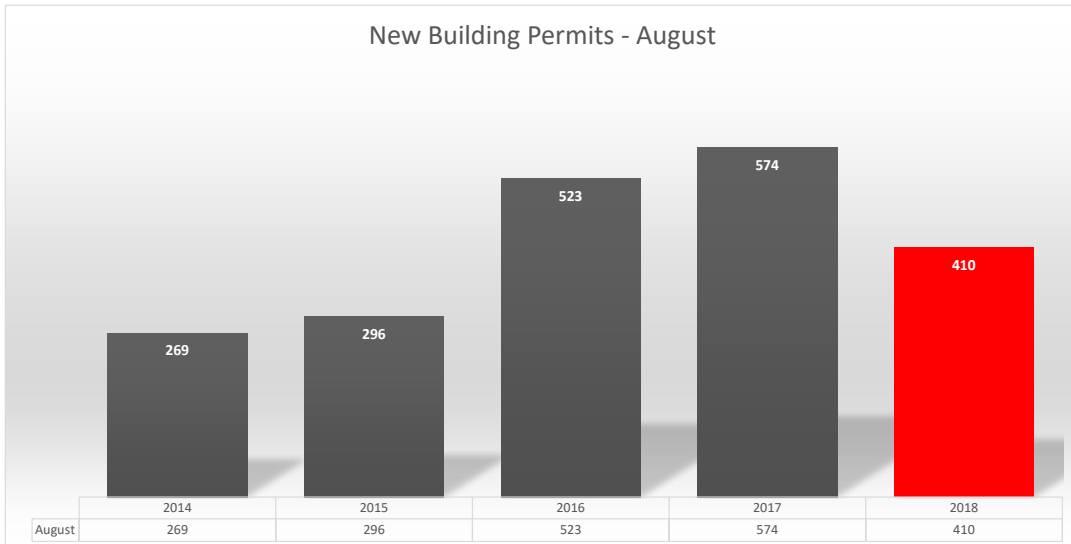
City of Laredo
 Building Development Services Department
 Monthly Report for August 2018

614	FIRE ALARM MODIFICATION INSP	1	6	
615	FIRE FUEL PUMP FIRE INSP		0	
616	FIRE ALARM CONN TO SPRINKLER		5	
617	FIRE WORKS DISPLAY OUTDOORS	1	5	
618	FIRE HOTEL INSP	1	17	
618B	FIRE MOTEL INSP		0	
619	FIRE HOSPITAL OR SIMILAR INSP		6	
620	FIRE SPRINKLER HYDRSTATIC TEST	5	104	
621	FIRE LPG TANK INSP		0	
622	FIRE MOBILE REFUEL INSP		0	
623	FIRE MONITORING GAS WELL INSP		0	
624	FIRE ALARM NEW INSTALL INSP	11	80	
625	FIRE NURSING HOME OR SIMILAR I		5	
627	FIRE PARADE FLOAT INSP		66	
628	FIRE PYROTECHNICS INDOOR		2	
629	FIRE PHYSICAL THERAPY	2	9	
629B	FIRE REHAB		4	
629C	FIRE CLINIC	1	10	
630	FIRE SPRINKLER MOD INSP	3	18	
631	FIRE SPRAY PAINT BOOTH INSP		0	
632	FIRE STORAGE TANK UNDER GRND		0	
632B	FIRE STORAGE TANK ABOVE GRND		0	
633	FIRE TENT PERMIT INSP	1	10	
634	FIRE USED CLOTHING INSP		0	
635	FIRE LINE UNDERGROUND HYDRO	5	47	
636	FIRE UNDR GRD TANK REMOVAL		2	
637	FIRE WAREHOUSE INSP		8	
638	FIRE FOSTER HOME INSPECTIONS	6	30	
639	FIRE HAUNTED HOUSE INSPECTION		0	
660	FIRE AUTOMATIC VENT HOOD SYS	4	57	
661	FIRE VISUAL UNDERGROUND 1	12	83	
662	FIRE VISUAL UNDERGROUND 2		0	
663	FIRE VISUAL SPKL OVERHEAD 1	18	201	
664	FIRE VISUAL SPKL OVERHEAD 2		0	
665	FIRE VISUAL SPKL OVERHEAD 3		0	
666	FIRE VISUAL FIRE ALARM 1		42	
667	FIRE VISUAL FIRE ALARM 2		0	
668	FIRE VISUAL FIRE ALARM 3		0	
669	FIRE AMUSEMENT CENTER	6	79	
670	FIRE CAREER DAY/DEMO		14	
671	FIRE YELLOW TAG INSPECTION	9	45	
672	FIRE RED TAG INSPECTION	4	45	
799	IRRIGATION FINAL		5	
899	IRRIGATION ROW FINAL		0	Building Dept
FISH	FIRE SAFETY HOUSE		0	Fire Dept
Totals		4316	24265	3,729
				587


Notes:

This report is prepared by the Building Development Services Department using monthly building reports. For any questions or comments, please contact Andres Castañeda - 956.794.1625 - acastaneda@ci.laredo.tx.us

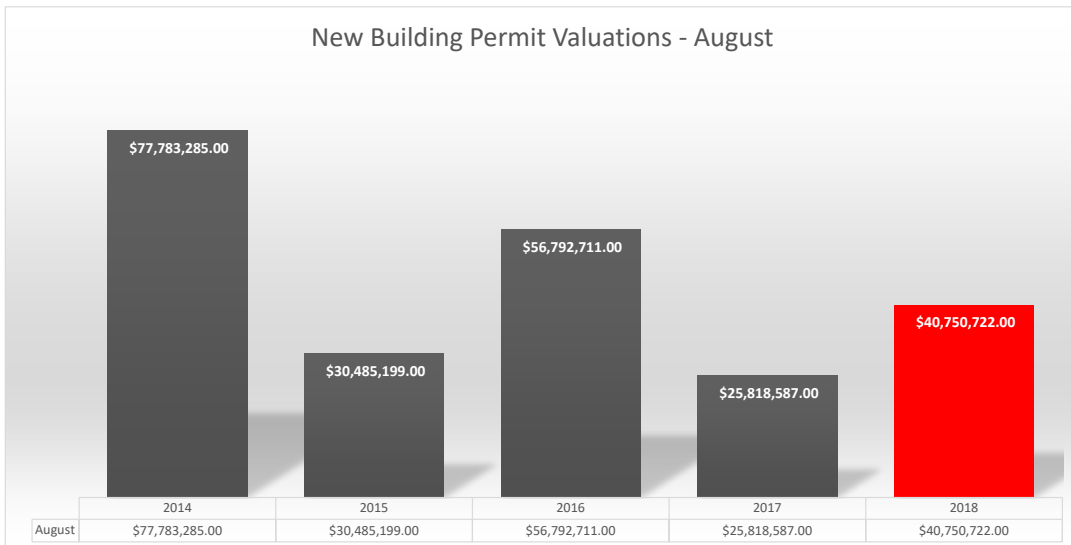
New Building Permits - August


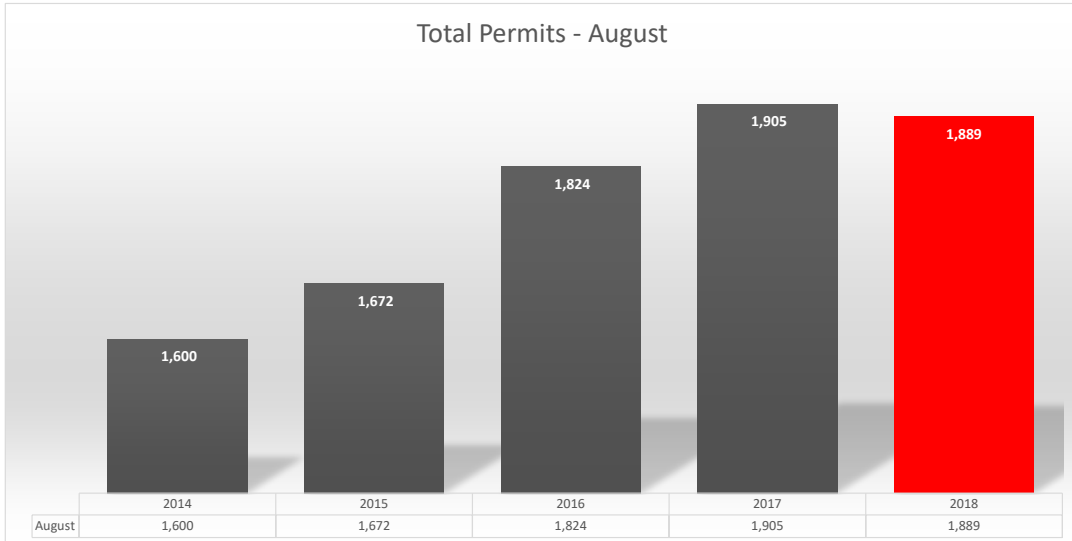


New Building Permit Fees - August

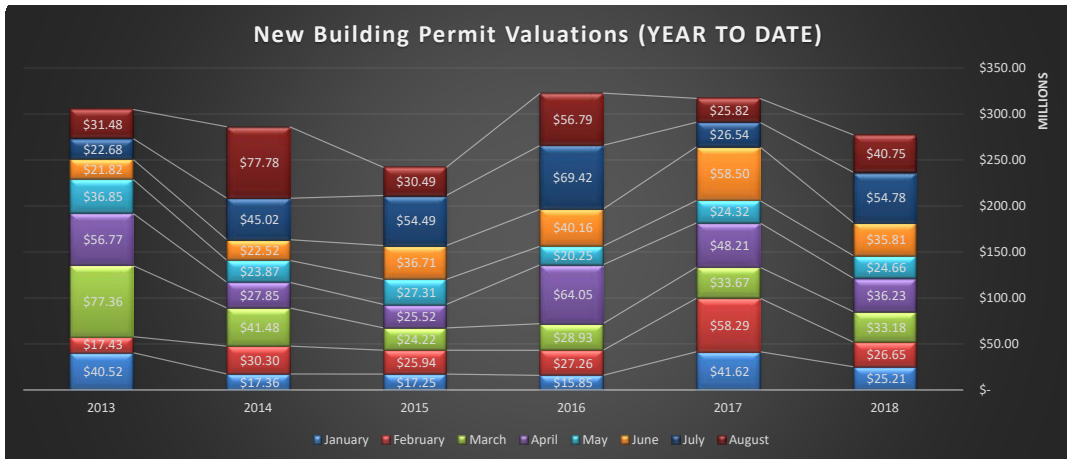
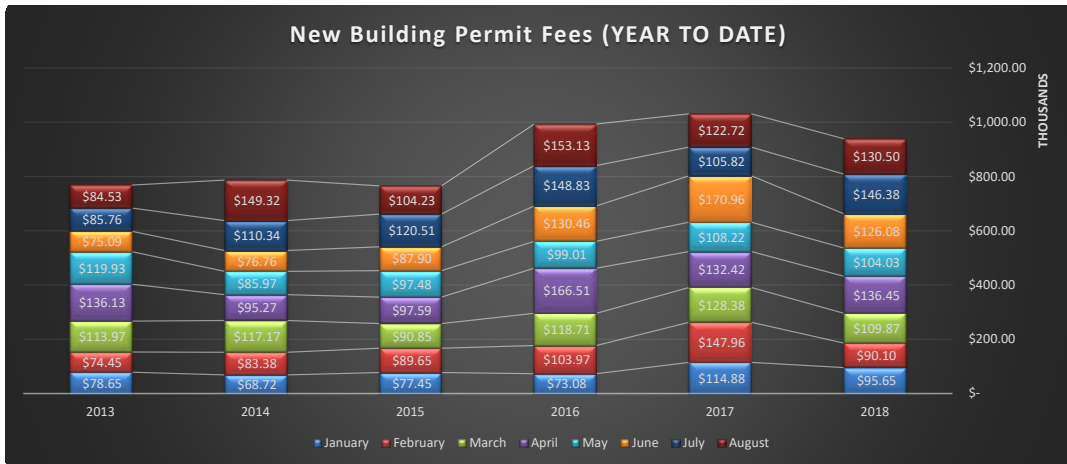
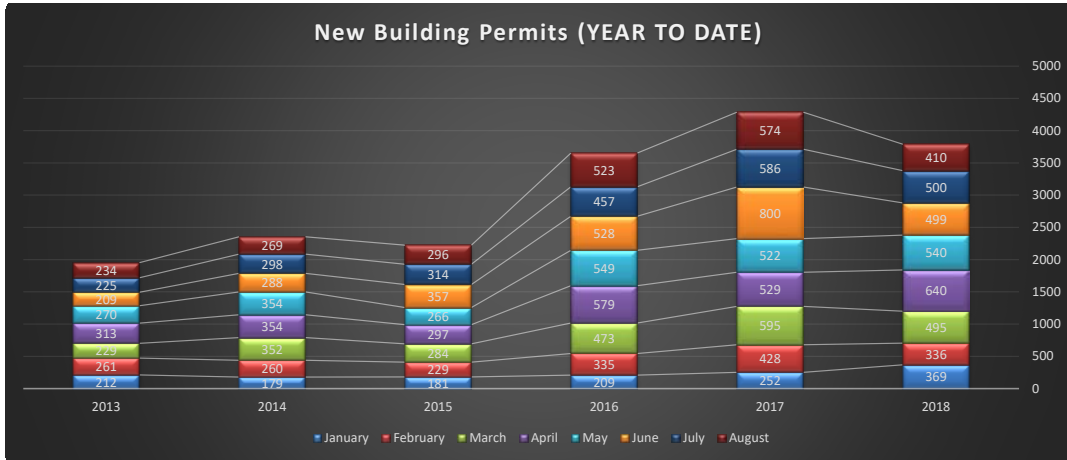


New Building Permit Valuations - August

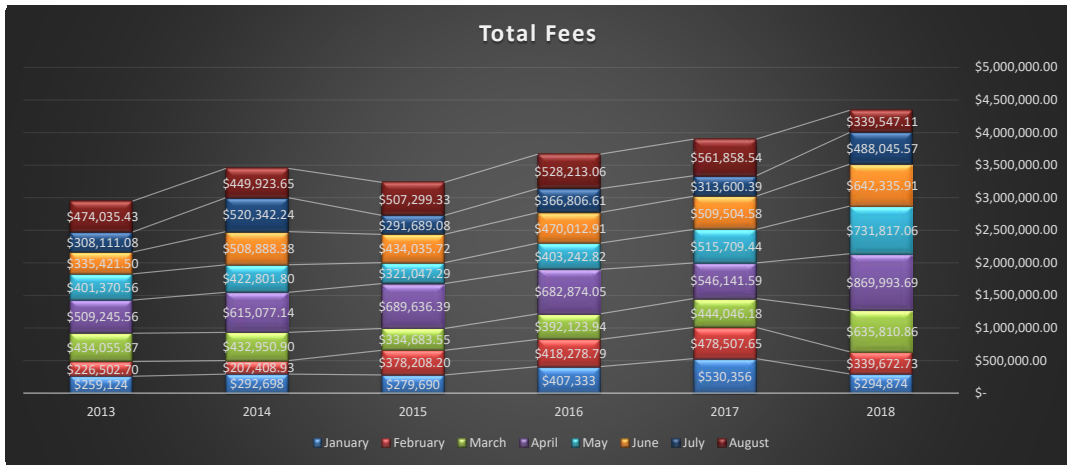
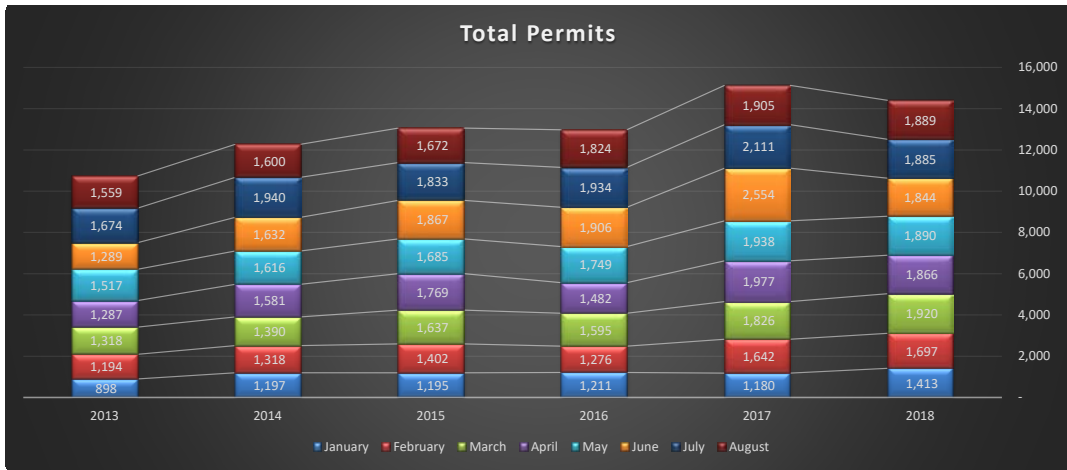




The permits listed here include all permits approved by the Building Development Services Department. Including all electrical, plumbing, mechanical, right of way, and various other types of permits.



City of Laredo
 Building Development Services Department
 Monthly Report for August 2018



The permits listed here include all permits approved by the Building Development Services Department. Including all electrical, plumbing, mechanical, right of way, and various other types of permits.

Building Development Services Inspections

