

City of Laredo
Building Development Services Department
Monthly Report for September 2018

Type	BUILDING PERMITS	Permits	Fee Collected	Valuation	Units
HOUSEKEEPING BUILDING					
101	*Single Family Detached	63	\$ 41,916.50	\$ 8,914,752	63
102	*Single Family Attached				
103	*2 Family Building				
104	*3 and 4 Family Buildings	2	\$ 2,112.00	\$ 543,415	
105	*5 or More Family Buildings	19	\$ 9,505.50	\$ 3,248,352	
107	*Mobile Home Installation	1	\$ 50.00		
106	*Mobile Home REINSTALLATION	9	\$ 450.00		
	Subtotal	94	\$ 54,034.00	\$ 12,706,519	63
NEW RESIDENTIAL NON-HOUSEKEEPING BLDG					
213	*Hotels, Motels & Tourist Cabins				
NEW NON-RESIDENTIAL BUILDING					
318	*Amusement, Social & Recreational	1	\$ 957.00	\$ 238,064	
319	*Church & Other Religious				
320	*Industrial/Warehouse	1	\$ 34.50	\$ 2,295	
321	*Prkg/Paving (Bldg & Open Decked)				
322	*Gas Stations & Repair Garages				
323	*Hospitals & Institutional				
324	*Office, Banks & Professional	7	\$ 4,824.00	\$ 1,458,527	
325	*Public Works & Utilities				
326	*Schools & Other Educational				
327	*Stores & Customer Services	6	\$ 2,387.21	\$ 481,520	
330	*Commercial-Shell Only				
331	*Restaurant	6	\$ 4,362.00	\$ 1,355,050	
	Subtotal	21	\$ 12,564.71	\$ 3,535,456	
ADDITIONS, ALTERNATIONS & CONVERSION					
434	*Residential Porch, Carport, & Additions	29	\$ 2,338.50	\$ 346,499	
435	*Block Fence, Remodel, Reroof	193	\$ 13,083.00	\$ 1,806,296	
437	*Non Residential & Non Housekeeping	7	\$ 1,524.00	\$ 324,833	
438	*Adds of Resid. Storage, & Palapa	8	\$ 408.00	\$ 34,025	
439	*Swimming Pools Res. & Commercial	12	\$ 1,272.00	\$ 179,000	
440	*Remodeling Residential	9	\$ 1,652.50	\$ 479,457	
	Subtotal	258	\$ 20,278.00	\$ 3,170,110	
BUILDING PERMITS					
	September 2018	373	\$ 86,876.71	\$ 19,412,085	
	September 2017	344	\$ 60,138.93	\$ 15,465,968.00	
	Increase or Decrease	29	\$ 26,737.78	\$ 3,946,117	
	Jan. 1, 2018 to Sept 30, 2018	4257	\$ 1,025,949.72	\$ 296,678,452.00	
	Jan. 1, 2017 to Sept 30, 2017	4747	\$ 1,091,495.50	\$ 332,434,318.00	
	Increase of Decrease	-490	\$ (65,545.78)	\$ (35,755,866)	

City of Laredo
 Building Development Services Department
 Monthly Report for September 2018

CONCRETE DRIVEWAY & STREET CUTS

500	*Driveway & Sidewalks/Residential	75	\$	3,750.00
501	*Driveway & Sidewalks/Commercial	9	\$	2,350.00
502	*Irrigation Residential	5	\$	250.00
503	*Irrigation Commercial	2	\$	500.00
511	*Street Cuts & Excavation R.O.W.	8	\$	4,100.00
504	*Wastewater in R.O.W.	58		
505	*Water distribution in R.O.W.	61		
506	*AEP in R.O.W.	27		
507	*AT&T in R.O.W.	8		
508	*Time Warner in R.O.W.	1		
510	*Reliant Energy / Centerpoint	1		
512	*Utilities in R.O.W.	1	\$	300.00
	Subtotal	256	\$	11,250.00

DEMOLITIONS AND RAZING OF BUILDINGS

645	*Single Family House (Atch/Detach)	11	\$	550.00
646	*2 Family Building			
647	*3 & 4 Family Buildings			
648	*5 or More Family Building			
649	*All Other Building and Structures	4	\$	200.00
	Subtotal	15	\$	750.00

ELECTRICAL PERMITS

700	*Temporary Poles	12	\$	593.00
701	*Residential Permits	128	\$	13,327.00
702	*Commercial Permits	44	\$	4,879.00
703	*Reconnection Permits	4	\$	125.00
704	*H-Frame			
705	*Meter Upgrade	8	\$	452.50
	Subtotal	196	\$	19,376.50

PLUMBING PERMITS

800	*Residential Plumbing	57	\$	7,999.00
801	*Commercial Plumbing	34	\$	2,858.00
802	*Natural Gas			
803	*Medical Gas			
804	*Irrigation Residential	31	\$	1,865.00
805	*Irrigation Commercial	3	\$	781.00
	Subtotal	125	\$	13,503.00

MECHANICAL PERMITS

900	*Residential Permits	69	\$	7,758.00
901	*Commercial Permits	16	\$	3,406.00
902	*Change Out Permits	19	\$	2,168.00
	Subtotal	104	\$	13,332.00

City of Laredo
 Building Development Services Department
 Monthly Report for September 2018

OTHERS PERMITS					
960	*Amusement Arcades Permits	2	\$	210,000.00	MACHINES 200
	*Parking Lots	1	\$	382.50	
328	*Signs	38	\$	2,360.46	
329	*Portable Buildings	2	\$	100.00	
332	*Towers	7	\$	697.50	
980	*Vendors Permits	1	\$	50.00	
	*CO Inspections				
915	*New Business Permits	45	\$	2,250.00	
985	*Garage Sale Permits	110	\$	1,785.00	

Subtotal **206** **\$** **217,625.46**

Total Permits and Fees **1,275** **\$** **362,713.67**

2017 September Total Permits and Fees 1,417 \$ 517,834.25 \$ (155,120.58)

Certificates of Occupany

Amusement (New)	3
Residential	48
MultiFamily	
Business	46

Replacement*

*includes: Amusement Renewals, Business Replacement

LARGE PERMITS

	<u>Description</u>	<u>Valuation</u>	<u>Permit Type/ Number</u>	<u>Units</u>
PRJ	New Apartment Complex	\$ 1,750,000.00	105 - 5 or More MultiFamily	32
ADD	7209 Rocio Dr		18-11923	
OW			9/28/2018	
PRJ	New Restaurant	\$ 1,000,000.00	331 - Restaurant	
ADD	1309 Junction Rd		18-11524	
OW			9/26/2018	
PRJ	New Offices	\$ 800,000.00	324 - Office, Bank, Professional	
ADD	320 W Calton Rd		18-5907	
OW			9/4/2018	
PRJ				
ADD				
OW				
PRJ				
ADD				
OW				

City of Laredo
 Building Development Services Department
 Monthly Report for September 2018

INSPECTIONS
September Year to Date



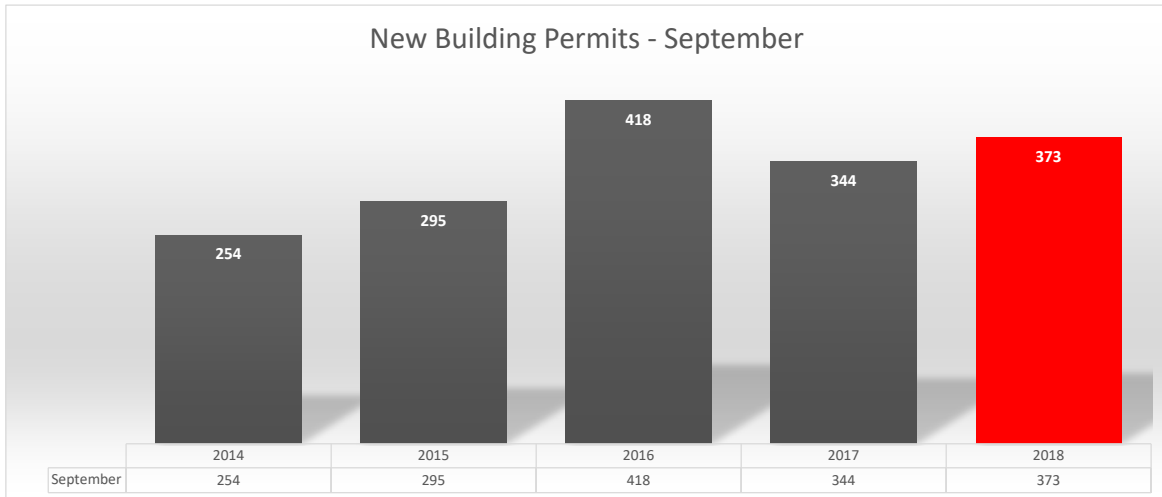
100	FOUNDATION	120	2926		
101	FRAMING	168	1672		
102	CERTIFICATE OF OCCUPANCY		0		
104	BUILDING FINAL	220	2051		
105	FOOTING		6		
106	INVESTIGATION INSPECTION	21	144		
107	POOL REINFORCING INSPECTION	6	61		
108	POOL FENCE		0		
109	ROOF IN PROGRESS		0		
110	ROOF FINAL		0		
111	MH-TIE DOWN		0		
112	MH- SKIRTING		2		
113	MH-DECK		0		
114	INSULATION	105	1134	Building	640
200	T-POLE	16	188		
201	EL RES. ROUGH-IN	107	1057		
202	EL H-FRAME	85	917		
203	EL COMM WALL ROUGH-IN	8	128		
204	EL COMM CEILING ROUGH-IN	20	128		
205	EL COMM ROUGH-IN	13	253		
206	EL PROVISIONAL	10	112		
207	EL FINAL	226	2089		
208	EL RECONNECT	7	106	Electrical	492
300	PL COVER	70	1102		
301	PL COPPER	1	46		
302	PL ROUGH-IN	97	1181		
303	PL CSI & FINAL	97	1128		
304	PL CSI		0		
305	PL GAS ROUGH IN	26	365		
306	PL GAS FINAL	33	369	Plumbing	324
400	ML ROUGH -IN	135	1470		
401	ML FINAL	108	1350	Mechanical	243
500	SC DRIVEWAY & SIDEWALK	117	1153		
501	SC STREET CUT	1	10	ROW	118
550	PZ FLOOD ELEVATION		0		
551	PZ-PLATTING		0		
600	FIRE INSPECTION	357	4049		
601	FIRE RE-INSPECTION 2ND VISIT		0		
602	FIRE AFTER HR INSPECTION		0		
603	FIRE AIRPORT INSP		0		
604	FIRE ALARM PANEL REPLACEMENT	2	9		
605	FIRE CONTROL BURNING INSP	2	5		
606	FIRE BEER & WINE INSP	6	22		
607	FIRE CHURCH INSPECTION		0		
608	FIRE DAYCARE OR SIMILAR INSP		96		
609	FIRE DETENTION		2		
609B	FIRE CORRECTIONAL		4		
610	FIRE EXPLOSIVE TRANSPORT	3	57		
610B	FIRE RADIATION TRANSPORT		0		
611	FIRE FOOD BOOTH INSP	3	58		
612	FIRE DRILLS COMMERCIAL INSP		0		
613	FIRE FUEL LN PRESSURE TEST INS		0		

City of Laredo
 Building Development Services Department
 Monthly Report for September 2018


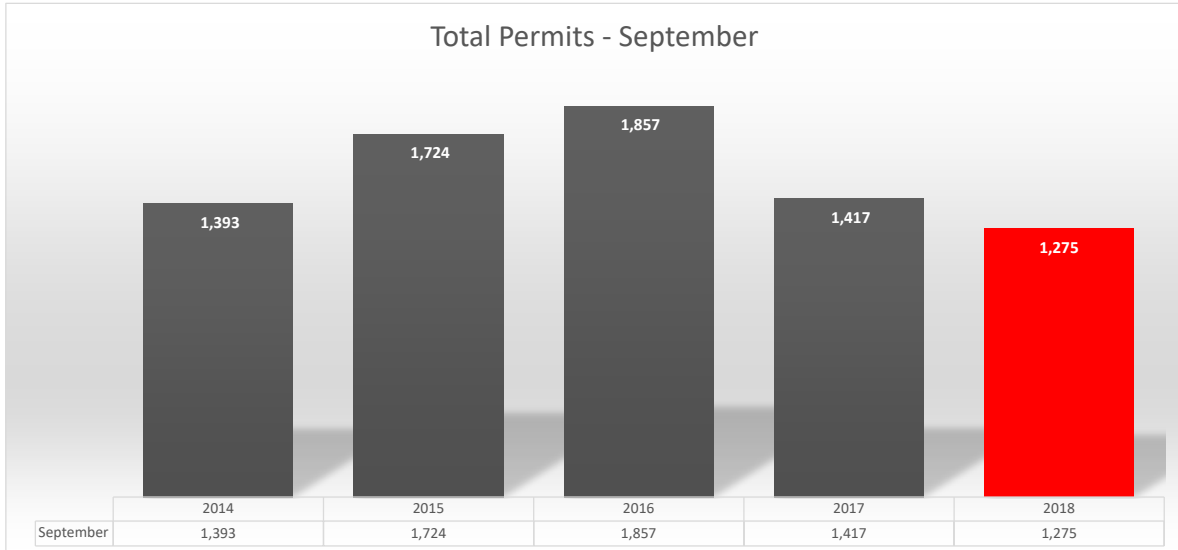
614	FIRE ALARM MODIFICATION INSP	2	8	
615	FIRE FUEL PUMP FIRE INSP		0	
616	FIRE ALARM CONN TO SPRINKLER	5	10	
617	FIRE WORKS DISPLAY OUTDOORS	1	6	
618	FIRE HOTEL INSP		17	
618B	FIRE MOTEL INSP		0	
619	FIRE HOSPITAL OR SIMILAR INSP		6	
620	FIRE SPRINKLER HYDRSTATIC TEST	5	109	
621	FIRE LPG TANK INSP		0	
622	FIRE MOBILE REFUEL INSP		0	
623	FIRE MONITORING GAS WELL INSP		0	
624	FIRE ALARM NEW INSTALL INSP	1	81	
625	FIRE NURSING HOME OR SIMILAR I		5	
627	FIRE PARADE FLOAT INSP		66	
628	FIRE PYROTECHNICS INDOOR		2	
629	FIRE PHYSICAL THERAPY		9	
629B	FIRE REHAB		4	
629C	FIRE CLINIC		10	
630	FIRE SPRINKLER MOD INSP	9	27	
631	FIRE SPRAY PAINT BOOTH INSP		0	
632	FIRE STORAGE TANK UNDER GRND		0	
632B	FIRE STORAGE TANK ABOVE GRND		0	
633	FIRE TENT PERMIT INSP		10	
634	FIRE USED CLOTHING INSP		0	
635	FIRE LINE UNDERGROUND HYDRO	3	50	
636	FIRE UNDR GRD TANK REMOVAL	1	3	
637	FIRE WAREHOUSE INSP	4	12	
638	FIRE FOSTER HOME INSPECTIONS	3	33	
639	FIRE HAUNTED HOUSE INSPECTION		0	
660	FIRE AUTOMATIC VENT HOOD SYS	1	58	
661	FIRE VISUAL UNDERGROUND 1	5	88	
662	FIRE VISUAL UNDERGROUND 2		0	
663	FIRE VISUAL SPKL OVERHEAD 1	13	214	
664	FIRE VISUAL SPKL OVERHEAD 2		0	
665	FIRE VISUAL SPKL OVERHEAD 3		0	
666	FIRE VISUAL FIRE ALARM 1		42	
667	FIRE VISUAL FIRE ALARM 2		0	
668	FIRE VISUAL FIRE ALARM 3		0	
669	FIRE AMUSEMENT CENTER	9	88	
670	FIRE CAREER DAY/DEMO	1	15	
671	FIRE YELLOW TAG INSPECTION	5	50	
672	FIRE RED TAG INSPECTION	2	47	
799	IRRIGATION FINAL		5	
899	IRRIGATION ROW FINAL		0	Building Dept
FISH	FIRE SAFETY HOUSE		0	Fire Dept
	Totals	2260	26525	1,817
				443

Notes:

This report is prepared by the Building Development Services Department using monthly building reports. For any questions or comments, please contact Andres Castañeda - 956.794.1625 - acastaneda@ci.laredo.tx.us

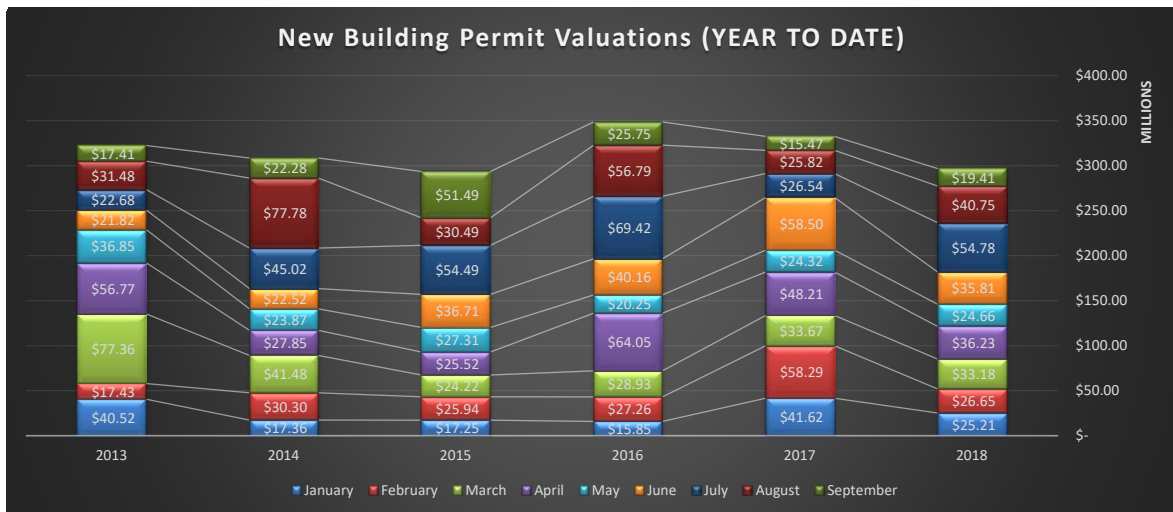
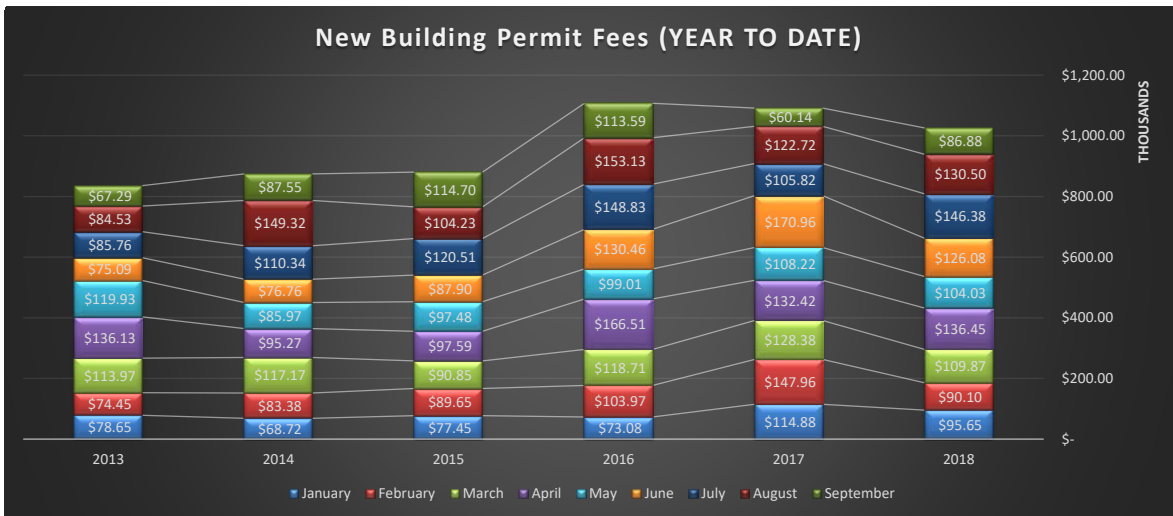
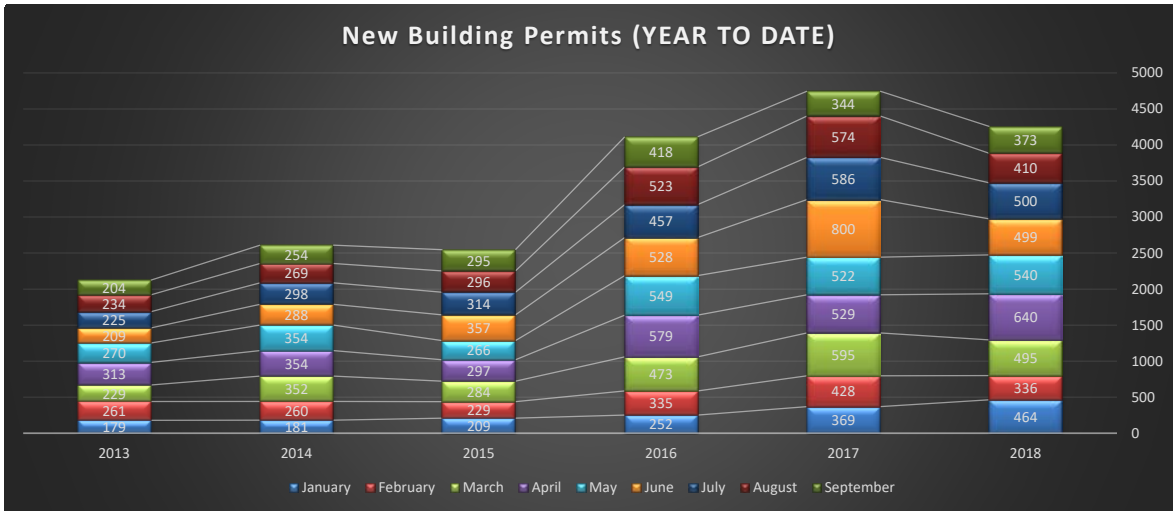


City of Laredo
 Building Development Services Department
 Monthly Report for September 2018

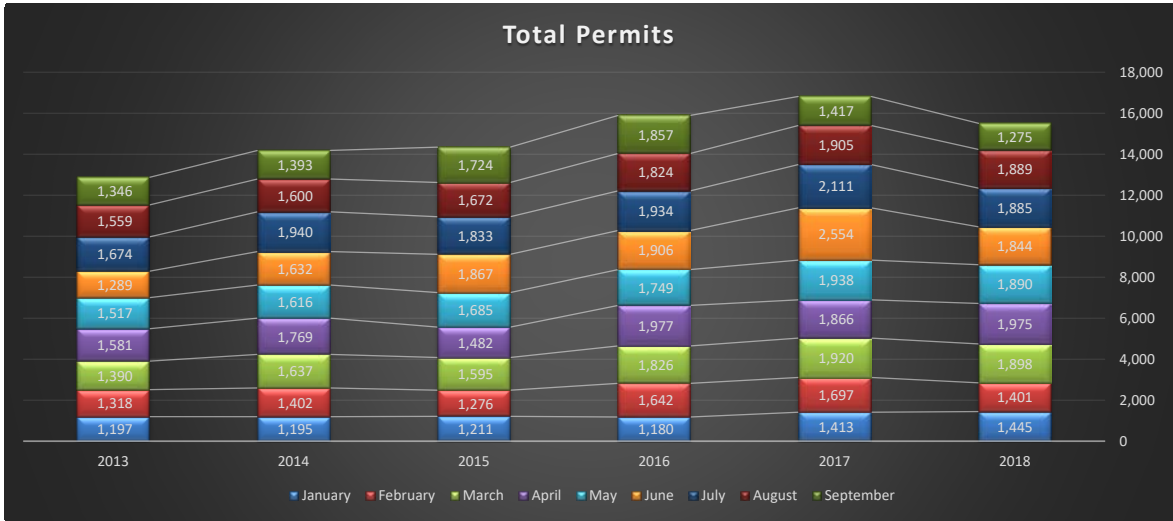


The permits listed here include all permits approved by the Building Development Services Department. Including all electrical, plumbing, mechanical, right of way, and various other types of permits.

City of Laredo
 Building Development Services Department
 Monthly Report for September 2018



City of Laredo
 Building Development Services Department
 Monthly Report for September 2018



The permits listed here include all permits approved by the Building Development Services Department. Including all electrical, plumbing, mechanical, right of way, and various other types of permits.

Building Development Services Inspections

