

City of Laredo
Building Development Services Department
Monthly Report for October 2018

Type	BUILDING PERMITS	Permits	Fee Collected	Valuation	Units
HOUSEKEEPING BUILDING					
101	*Single Family Detached	86	\$ 57,660.00	\$ 12,138,408	86
102	*Single Family Attached				
103	*2 Family Building				
104	*3 and 4 Family Buildings	1	\$ 1,065.00	\$ 275,000	
105	*5 or More Family Buildings	4	\$ 5,686.50	\$ 3,798,012	37
107	*Mobile Home Installation	3	\$ 150.00		3
106	*Mobile Home REINSTALLATION	13	\$ 650.00		
	Subtotal	107	\$ 65,211.50	\$ 16,211,420	126
NEW RESIDENTIAL NON-HOUSEKEEPING BLDG					
213	*Hotels, Motels & Tourist Cabins				
NEW NON-RESIDENTIAL BUILDING					
318	*Amusement, Social & Recreational				
319	*Church & Other Religious				
320	*Industrial/Warehouse	1	\$ 594.00	\$ 117,675	
321	*Prkg/Paving (Bldg & Open Decked)				
322	*Gas Stations & Repair Garages				
323	*Hospitals & Institutional	3	\$ 2,193.00	\$ 570,000	
324	*Office, Banks & Professional	7	\$ 4,657.50	\$ 1,203,540	
325	*Public Works & Utilities				
326	*Schools & Other Educational	2	\$ 3,419.50	\$ 1,216,000	
327	*Stores & Customer Services	11	\$ 6,436.50	\$ 2,282,099	
330	*Commercial-Shell Only	1	\$ 100.50	\$ 13,200	
331	*Restaurant	3	\$ 1,779.00	\$ 453,117	
	Subtotal	28	\$ 19,180.00	\$ 5,855,631	
ADDITIONS, ALTERNATIONS & CONVERSION					
434	*Residential Porch, Carport, & Additions	29	\$ 2,796.00	\$ 352,171	
435	*Block Fence, Remodel, Reroof	233	\$ 12,841.00	\$ 1,491,834	
437	*Non Residential & Non Housekeeping	15	\$ 2,902.00	\$ 691,666	
438	*Adds of Resid. Storage, & Palapa	9	\$ 526.50	\$ 57,379	
439	*Swimming Pools Res. & Commercial	14	\$ 1,527.00	\$ 196,000	
440	*Remodeling Residential	10	\$ 1,175.00	\$ 273,263	
	Subtotal	310	\$ 21,767.50	\$ 3,062,313	
BUILDING PERMITS					
	October 2018	445	\$ 106,159.00	\$ 25,129,364	
	October 2017	476	\$ 82,846.88	\$ 22,156,449	
	Increase or Decrease	-436	\$ (116,464.25)	\$ (53,086,043)	
	Jan. 1, 2018 to Oct 31, 2018	4702	\$ 1,132,108.72	\$ 321,807,816	
	Jan. 1, 2017 to Oct 31, 2017	5223	\$ 1,174,342.38	\$ 354,590,767	
	Increase of Decrease	-926	\$ (182,010.03)	\$ (88,841,909)	

City of Laredo
 Building Development Services Department
 Monthly Report for October 2018

CONCRETE DRIVEWAY & STREET CUTS			
500	*Driveway & Sidewalks/Residential	78	\$ 3,875.00
501	*Driveway & Sidewalks/Commercial	4	\$ 900.00
502	*Irrigation Residential	8	\$ 400.00
503	*Irrigation Commercial	3	\$ 750.00
511	*Street Cuts & Excavation R.O.W.	8	\$ 3,900.00
504	*Wastewater in R.O.W.	27	
505	*Water distribution in R.O.W.	25	
506	*AEP in R.O.W.	38	
507	*AT&T in R.O.W.	13	
508	*Time Warner in R.O.W.	1	
510	*Reliant Energy / Centerpoint		
512	*Utilities in R.O.W.		
	Subtotal	205	\$ 9,825.00
DEMOLITIONS AND RAZING OF BUILDINGS			
645	*Single Family House (Atch/Detach)	11	\$ 550.00
646	*2 Family Building		
647	*3 & 4 Family Buildings		
648	*5 or More Family Building		
649	*All Other Building and Structures	13	\$ 650.00
	Subtotal	24	\$ 1,200.00
ELECTRICAL PERMITS			
700	*Temporary Poles	9	\$ 519.00
701	*Residential Permits	162	\$ 15,745.00
702	*Commercial Permits	56	\$ 18,391.50
703	*Reconnection Permits	9	\$ 300.00
704	*H-Frame		
705	*Meter Upgrade	2	\$ 112.00
	Subtotal	238	\$ 35,067.50
PLUMBING PERMITS			
800	*Residential Plumbing	115	\$ 15,257.00
801	*Commercial Plumbing	46	\$ 4,179.00
802	*Natural Gas		
803	*Medical Gas		
804	*Irrigation Residential	37	\$ 2,320.00
805	*Irrigation Commercial	9	\$ 1,235.00
	Subtotal	207	\$ 22,991.00
MECHANICAL PERMITS			
900	*Residential Permits	94	\$ 10,160.00
901	*Commercial Permits	15	\$ 2,324.00
902	*Change Out Permits	6	\$ 1,620.00
	Subtotal	115	\$ 14,104.00

City of Laredo
Building Development Services Department
Monthly Report for October 2018

OTHERS PERMITS					
960	*Amusement Arcades Permits	6	\$ 474,600.00	MACHINES	452
	*Parking Lots	2	\$ 585.00		
328	*Signs	34	\$ 2,051.36		
329	*Portable Buildings	2	\$ 50.00		
332	*Towers	2	\$ 135.00		
980	*Vendors Permits	19	\$ 1,130.00		
	*CO Inspections				
915	*New Business Permits	48	\$ 2,350.00		
985	Garage Sale Permits	306	\$ 5,010.00		

Subtotal **419** **\$ 485,911.36**

Total Permits and Fees **1,666** **\$ 675,257.86**

2017 October Total Permits and Fees 1,698 \$ 802,714.34 \$ (127,456.48)

Certificates of Occupancy	Amusement (New)	5
	Residential	79
	MultiFamily	13
	Business	66

Replacement*

*includes: Amusement Renewals, Business Replacement

LARGE PERMITS

	<u>Description</u>	<u>Valuation</u>	<u>Permit Type/ Number</u>	<u>Units</u>
PRJ	37 Condos	\$ 3,798,012.00	105 - 5 or More MultiFamily	37
ADD	4111 Blue Quail Rd		18-2678	
OW			10/19/2018	
PRJ	Burlington Coat Factory	\$ 1,600,000.00	327 - Stores & Retail	
ADD	2302 NE Bob Bullock Loop		18-13329	
OW			10/5/2018	
PRJ	Remodel Cosmetology Lab (LCC)	\$ 1,126,000.00	326 - Schools & Other Educational	
ADD	1 West End Washington		18-13450	
OW	Laredo College		10/24/2018	
PRJ	Fitness Center	\$ 700,000.00	324 - Office, Banks, Professional	
ADD	5600 San Dario STE 206c		18-10352	
OW			10/23/2018	
PRJ	Operating Room Modification	\$ 500,000.00	323 - Hospitals & Institutional	
ADD	230 Calle Del Norte		18-13185	
OW			10/9/2018	

City of Laredo
 Building Development Services Department
 Monthly Report for October 2018

		INSPECTIONS			
		Oct	Year to Date		
100	FOUNDATION	123	3049		
101	FRAMING	154	1826		
102	CERTIFICATE OF OCCUPANCY		0		
104	BUILDING FINAL	229	2280		
105	FOOTING		6		
106	INVESTIGATION INSPECTION	106	250		
107	POOL REINFORCING INSPECTION	2	63		
108	POOL FENCE		0		
109	ROOF IN PROGRESS		0		
110	ROOF FINAL		0		
111	MH-TIE DOWN		0		
112	MH- SKIRTING		2		
113	MH-DECK		0		
114	INSULATION	112	1246	Building	726
200	T-POLE	9	197		
201	EL RES. ROUGH-IN	105	1162		
202	EL H-FRAME	88	1005		
203	EL COMM WALL ROUGH-IN	14	142		
204	EL COMM CEILING ROUGH-IN	11	139		
205	EL COMM ROUGH-IN	32	285		
206	EL PROVISIONAL	24	136		
207	EL FINAL	277	2366		
208	EL RECONNECT	17	123	Electrical	577
300	PL COVER	94	1196		
301	PL COPPER	4	50		
302	PL ROUGH-IN	109	1290		
303	PL CSI & FINAL	117	1245		
304	PL CSI		0		
305	PL GAS ROUGH IN	37	402		
306	PL GAS FINAL	30	399	Plumbing	391
400	ML ROUGH -IN	128	1598		
401	ML FINAL	165	1515	Mechanical	293
500	SC DRIVEWAY & SIDEWALK	127	1280		
501	SC STREET CUT		10	ROW	127
550	PZ FLOOD ELEVATION		0		
551	PZ-PLATTING		0		
600	FIRE INSPECTION	332	4381		
601	FIRE RE-INSPECTION 2ND VISIT		0		
602	FIRE AFTER HR INSPECTION		0		
603	FIRE AIRPORT INSP		0		
604	FIRE ALARM PANEL REPLACEMENT	1	10		
605	FIRE CONTROL BURNING INSP		5		
606	FIRE BEER & WINE INSP	7	29		
607	FIRE CHURCH INSPECTION		0		
608	FIRE DAYCARE OR SIMILAR INSP	7	103		
609	FIRE DETENTION		2		
609B	FIRE CORRECTIONAL	1	5		
610	FIRE EXPLOSIVE TRANSPORT	13	70		
610B	FIRE RADIATION TRANSPORT	1	1		
611	FIRE FOOD BOOTH INSP	14	72		
612	FIRE DRILLS COMMERCIAL INSP		0		
613	FIRE FUEL LN PRESSURE TEST INS		0		

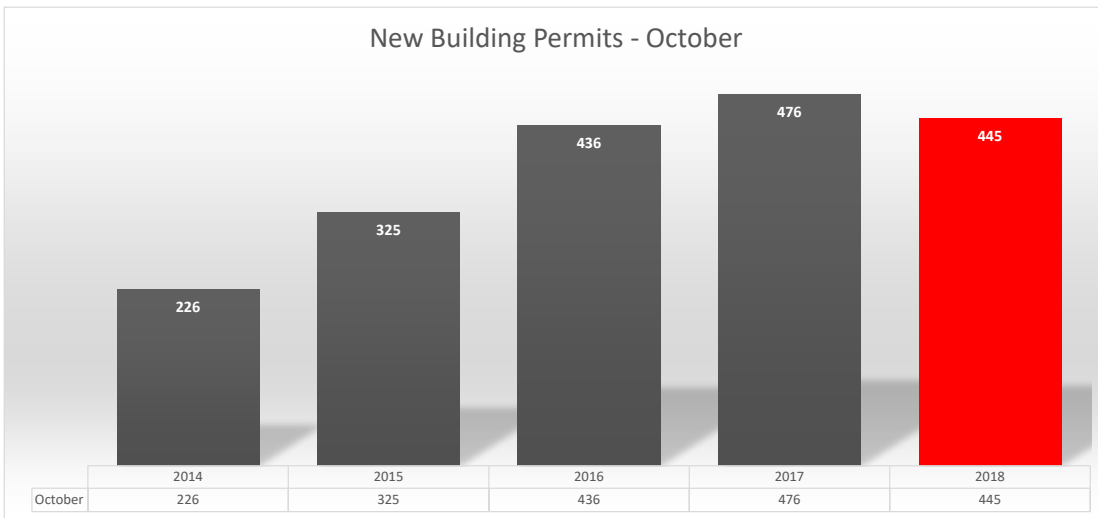
City of Laredo
Building Development Services Department
Monthly Report for October 2018

614	FIRE ALARM MODIFICATION INSP	3	11	
615	FIRE FUEL PUMP FIRE INSP	1	1	
616	FIRE ALARM CONN TO SPRINKLER	5	15	
617	FIRE WORKS DISPLAY OUTDOORS	1	7	
618	FIRE HOTEL INSP		17	
618B	FIRE MOTEL INSP		0	
619	FIRE HOSPITAL OR SIMILAR INSP		6	
620	FIRE SPRINKLER HYDRSTATIC TEST	23	132	
621	FIRE LPG TANK INSP		0	
622	FIRE MOBILE REFUEL INSP		0	
623	FIRE MONITORING GAS WELL INSP		0	
624	FIRE ALARM NEW INSTALL INSP	11	92	
625	FIRE NURSING HOME OR SIMILAR I		5	
627	FIRE PARADE FLOAT INSP		66	
628	FIRE PYROTECHNICS INDOOR	1	3	
629	FIRE PHYSICAL THERAPY		9	
629B	FIRE REHAB	2	6	
629C	FIRE CLINIC	4	14	
630	FIRE SPRINKLER MOD INSP	3	30	
631	FIRE SPRAY PAINT BOOTH INSP		0	
632	FIRE STORAGE TANK UNDER GRND		0	
632B	FIRE STORAGE TANK ABOVE GRND		0	
633	FIRE TENT PERMIT INSP	2	12	
634	FIRE USED CLOTHING INSP		0	
635	FIRE LINE UNDERGROUND HYDRO	11	61	
636	FIRE UNDR GRD TANK REMOVAL		3	
637	FIRE WAREHOUSE INSP	3	15	
638	FIRE FOSTER HOME INSPECTIONS	3	36	
639	FIRE HAUNTED HOUSE INSPECTION		0	
660	FIRE AUTOMATIC VENT HOOD SYS		58	
661	FIRE VISUAL UNDERGROUND 1	8	96	
662	FIRE VISUAL UNDERGROUND 2		0	
663	FIRE VISUAL SPKL OVERHEAD 1	25	239	
664	FIRE VISUAL SPKL OVERHEAD 2		0	
665	FIRE VISUAL SPKL OVERHEAD 3		0	
666	FIRE VISUAL FIRE ALARM 1	2	44	
667	FIRE VISUAL FIRE ALARM 2		0	
668	FIRE VISUAL FIRE ALARM 3		0	
669	FIRE AMUSEMENT CENTER	12	100	
670	FIRE CAREER DAY/DEMO	72	87	
671	FIRE YELLOW TAG INSPECTION		50	
672	FIRE RED TAG INSPECTION	2	49	
799	IRRIGATION FINAL	2	7	
899	IRRIGATION ROW FINAL		0	Building Dept 2,114
FISH	FIRE SAFETY HOUSE		0	Fire Dept 572
	Totals	2686	29211	


Notes:

This report is prepared by the Building Development Services Department using monthly building reports. For any questions or comments, please contact Andres Castañeda - 956.794.1625 - acastaneda@ci.laredo.tx.us

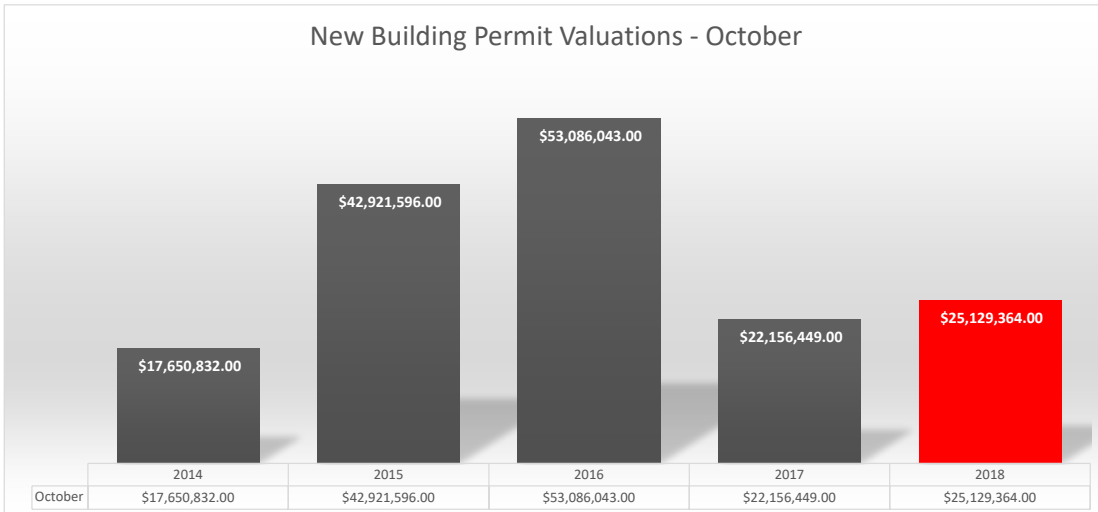
New Building Permits - October


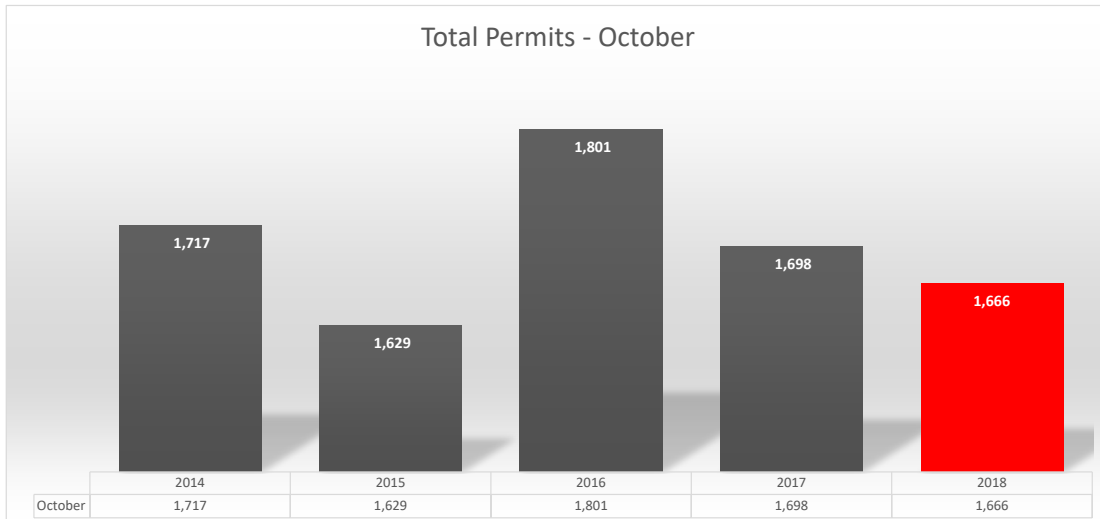


New Building Permit Fees - October

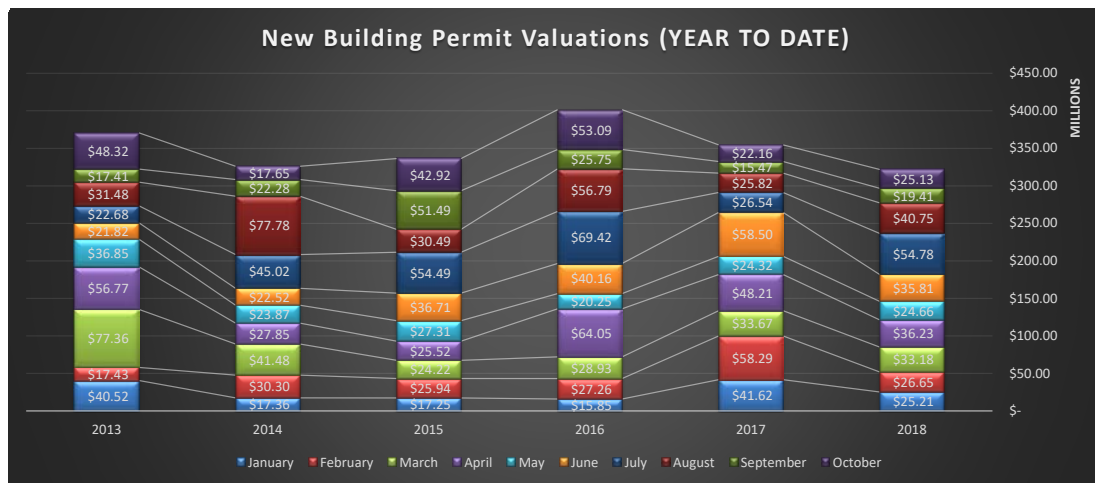
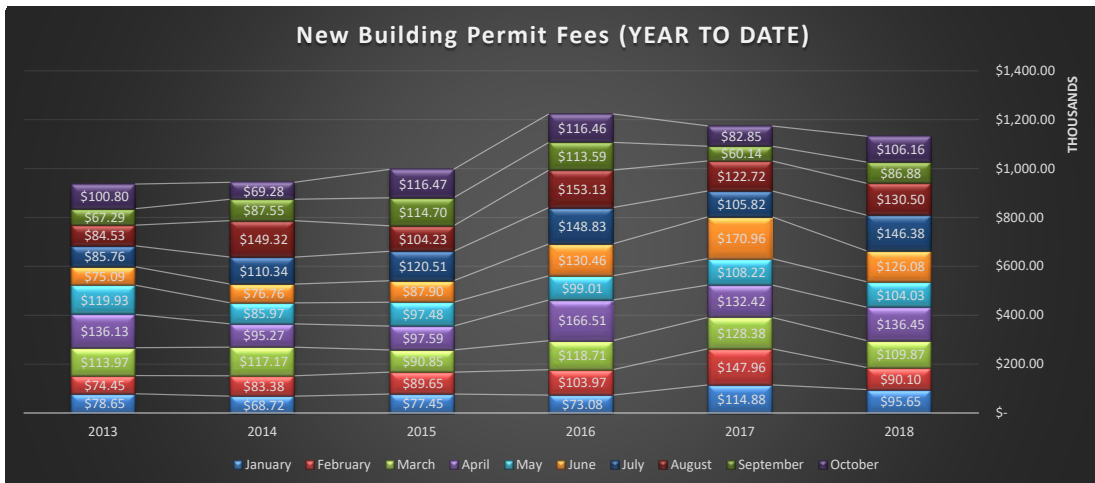
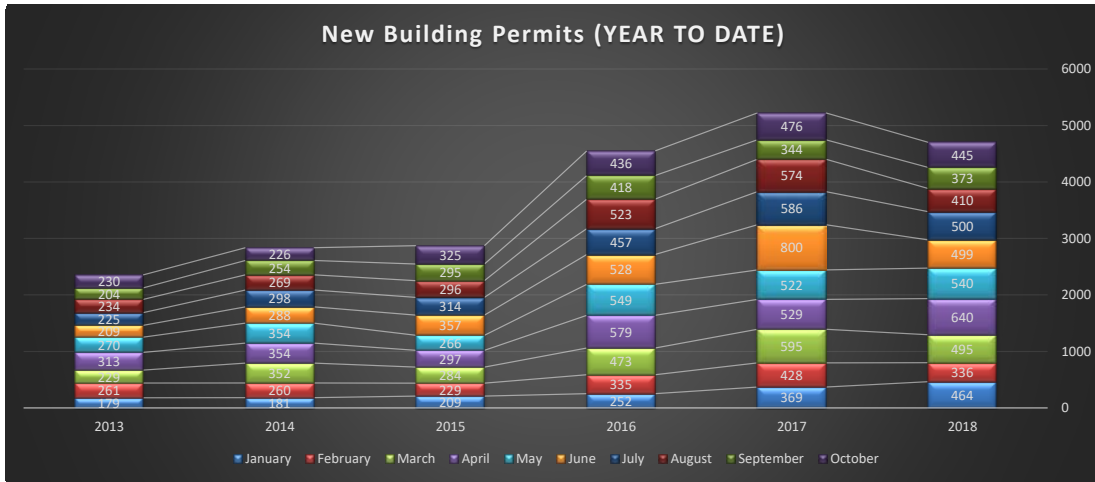


New Building Permit Valuations - October

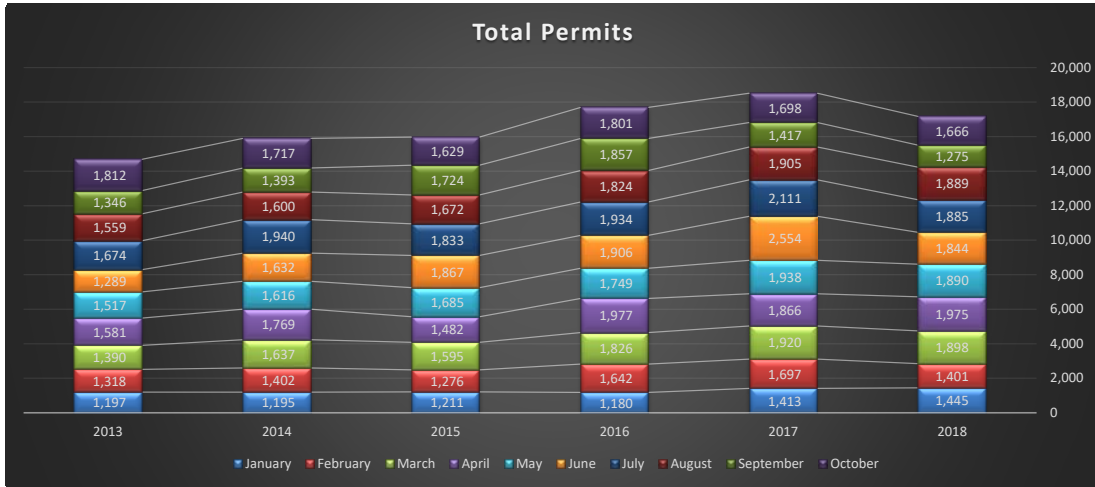




The permits listed here include all permits approved by the Building Development Services Department. Including all electrical, plumbing, mechanical, righ of way, and various other types of permits.



City of Laredo
 Building Development Services Department
 Monthly Report for October 2018



The permits listed here include all permits approved by the Building Development Services Department. Including all electrical, plumbing, mechanical, right of way, and various other types of permits.

Building Development Services Inspections

