

City of Laredo  
Building Development Services Department  
Monthly Report for November 2018

Type	BUILDING PERMITS	Permits	Fee Collected	Valuation	Units
	<b>HOUSEKEEPING BUILDING</b>				
101	*Single Family Detached	81	\$ 49,538.00	\$ 11,216,320	
102	*Single Family Attached				
103	*2 Family Building				
104	*3 and 4 Family Buildings				
105	*5 or More Family Buildings	1	\$ 5,244.75	\$ 3,993,000	
107	*Mobile Home Installation	2	\$ 100.00		
106	*Mobile Home REINSTALLATION	9	\$ 475.00		
	<b>Subtotal</b>	<b>93</b>	<b>\$ 55,357.75</b>	<b>\$ 15,209,320.00</b>	<b>0</b>
	<b>NEW RESIDENTIAL NON-HOUSEKEEPING BLDG</b>				
213	*Hotels, Motels & Tourist Cabins				
	<b>NEW NON-RESIDENTIAL BUILDING</b>				
318	*Amusement, Social & Recreational				
319	*Church & Other Religious				
320	*Industrial/Warehouse	3	\$ 15,625.25	\$ 13,749,000	
321	*Prkg/Paving (Bldg & Open Decked)				
322	*Gas Stations & Repair Garages				
323	*Hospitals & Institutional	1	\$ 142.50	\$ 20,196	
324	*Office, Banks & Professional	9	\$ 8,685.21	\$ 3,089,720	
325	*Public Works & Utilities				
326	*Schools & Other Educational				
327	*Stores & Customer Services	10	\$ 5,442.50	\$ 1,535,136	
330	*Commercial-Shell Only				
331	*Restaurant	1	\$ 70.50	\$ 8,900	
	<b>Subtotal</b>	<b>24</b>	<b>\$ 29,965.96</b>	<b>\$ 18,402,952</b>	
	<b>ADDITIONS, ALTERNATIONS &amp; CONVERSION</b>				
434	*Residential Porch, Carport, & Additions	20	\$ 3,315.50	\$ 509,847	
435	*Block Fence, Remodel, Reroof	168	\$ 9,139.56	\$ 1,032,198	
437	*Non Residential & Non Housekeeping	9	\$ 1,981.50	\$ 363,366	
438	*Adds of Resid. Storage, & Palapa	9	\$ 424.50	\$ 75,392	
439	*Swimming Pools Res. & Commercial	7	\$ 739.50	\$ 104,000	
440	*Remodeling Residential	12	\$ 2,450.50	\$ 577,769	
	<b>Subtotal</b>	<b>225</b>	<b>\$ 18,051.06</b>	<b>\$ 2,662,572</b>	
	<b>BUILDING PERMITS</b>				
	November 2018	342	\$ 103,374.77	\$ 36,274,844	
	November 2017	413	\$ 108,273.25	\$ 52,743,349	
	Increase or Decrease	<b>-71</b>	<b>\$ (4,898.48)</b>	<b>\$ (16,468,505)</b>	
	Jan. 1, 2018 to Nov 30, 2018	5044	\$ 1,235,483.49	\$ 358,082,660	
	Jan. 1, 2017 to Nov 30, 2017	5636	\$ 1,282,615.63	\$ 407,334,116	
	Increase of Decrease	<b>-592</b>	<b>\$ (47,132.14)</b>	<b>\$ (49,251,456)</b>	

City of Laredo  
 Building Development Services Department  
 Monthly Report for November 2018

**CONCRETE DRIVEWAY & STREET CUTS**

500	*Driveway & Sidewalks/Residential	124	\$	6,200.00
501	*Driveway & Sidewalks/Commercial	9	\$	2,050.00
502	*Irrigation Residential			
503	*Irrigation Commercial	2	\$	500.00
511	*Street Cuts & Excavation R.O.W.	8	\$	3,350.00
504	*Wastewater in R.O.W.	3		
505	*Water distribution in R.O.W.	26		
506	*AEP in R.O.W.	33		
507	*AT&T in R.O.W.	9		
508	*Time Warner in R.O.W.	0		
510	*Reliant Energy / Centerpoint	0		
512	*Utilities in R.O.W.	5	\$	4,550.00
	<b>Subtotal</b>	<b>219</b>	<b>\$</b>	<b>16,650.00</b>

**DEMOLITIONS AND RAZING OF BUILDINGS**

645	*Single Family House (Atch/Detach)	18	\$	800.00
646	*2 Family Building			
647	*3 & 4 Family Buildings			
648	*5 or More Family Building			
649	*All Other Building and Structures	4	\$	200.00
	<b>Subtotal</b>	<b>22</b>	<b>\$</b>	<b>1,000.00</b>

**ELECTRICAL PERMITS**

700	*Temporary Poles	18	\$	1,056.00
701	*Residential Permits	155	\$	16,832.00
702	*Commercial Permits	65	\$	8,080.50
703	*Reconnection Permits	10	\$	300.00
704	*H-Frame			
705	*Meter Upgrade	5	\$	302.50
	<b>Subtotal</b>	<b>253</b>	<b>\$</b>	<b>26,571.00</b>

**PLUMBING PERMITS**

800	*Residential Plumbing	118	\$	16,477.00
801	*Commercial Plumbing	38	\$	3,370.00
802	*Natural Gas			
803	*Medical Gas			
804	*Irrigation Residential	32	\$	2,027.00
805	*Irrigation Commercial	3	\$	675.00
	<b>Subtotal</b>	<b>191</b>	<b>\$</b>	<b>22,549.00</b>

**MECHANICAL PERMITS**

900	*Residential Permits	89	\$	9,500.00
901	*Commercial Permits	20	\$	3,248.00
902	*Change Out Permits	8	\$	812.00
	<b>Subtotal</b>	<b>117</b>	<b>\$</b>	<b>13,560.00</b>

City of Laredo  
 Building Development Services Department  
 Monthly Report for November 2018

<b>OTHERS PERMITS</b>					
960	*Amusement Arcades Permits	3	\$	250,950.00	MACHINES 239
	*Parking Lots	4	\$	1,015.50	
328	*Signs	59	\$	3,746.85	
329	*Portable Buildings	3	\$	150.00	
332	*Towers	9	\$	1,216.50	
980	*Vendors Permits	5	\$	815.00	
	*CO Inspections				
915	*New Business Permits	42	\$	2,100.00	
985	Garage Sale Permits	287	\$	4,755.00	

**Subtotal** **412** **\$** **264,748.85**

**Total Permits and Fees** **1,556** **\$** **448,453.62**

2017 November Total Permits and Fees 1,583 \$ 384,094.08 \$ 64,359.54

<b>Certificates of Occupany</b>	Amusement (New)	3
	Residential	93
	MultiFamily	4
	Business	38

Replacement\*

\*includes: Amusement Renewals, Business Replacement

**LARGE PERMITS**

	<u>Description</u>	<u>Valuation</u>	<u>Permit Type/ Number</u>	<u>Units</u>
PRJ	New Warehouse	\$ 9,000,000.00	320 - Industrial/ Warehouse	
ADD	10302 IH 35 Building A		18-13131	
OW			11/6/2018	
PRJ	Apartments	\$ 3,993,000.00	105 - 5 or More Multifamily	
ADD	7615 Laguna Del Mar Ct		18-13059	
OW			11/27/2018	
PRJ	New Warehouse	\$ 3,800,000.00	320 - Industrial/ Warehouse	
ADD	10302 IH 35 Building B		18-13133	
OW			11/06/2018	
PRJ	Water Treatment/ Admin Building	\$ 2,211,500.00	324 - Office, Banks, Professional	
ADD	2815 Shiloh Dr		18-15049	
OW	City of Laredo		11/19/2018	
PRJ	Mini-Storage	\$ 949,000.00	320 - Industrial/ Warehouse	
ADD	2107 Shiloh Bldg 1		18-15179	
OW			11/21/2018	

City of Laredo  
 Building Development Services Department  
 Monthly Report for November 2018

		<b>INSPECTIONS</b>		
		<b>November</b>	<b>Year to Date</b>	
100	FOUNDATION	158	3207	
101	FRAMING	158	1984	
102	CERTIFICATE OF OCCUPANCY		0	
104	BUILDING FINAL	259	2539	
105	FOOTING		6	
106	INVESTIGATION INSPECTION	35	285	
107	POOL REINFORCING INSPECTION	6	69	
108	POOL FENCE		0	
109	ROOF IN PROGRESS		0	
110	ROOF FINAL	1	1	
111	MH-TIE DOWN		0	
112	MH- SKIRTING		2	
113	MH-DECK		0	
114	INSULATION	96	1342	713
200	T-POLE	22	219	
201	EL RES. ROUGH-IN	107	1269	
202	EL H-FRAME	93	1098	
203	EL COMM WALL ROUGH-IN	10	152	
204	EL COMM CEILING ROUGH-IN	19	158	
205	EL COMM ROUGH-IN	18	303	
206	EL PROVISIONAL	11	147	
207	EL FINAL	302	2668	
208	EL RECONNECT	13	136	595
300	PL COVER	105	1301	
301	PL COPPER		50	
302	PL ROUGH-IN	105	1395	
303	PL CSI & FINAL	142	1387	
304	PL CSI		0	
305	PL GAS ROUGH IN	24	426	
306	PL GAS FINAL	34	433	410
400	ML ROUGH -IN	121	1719	
401	ML FINAL	170	1685	291
500	SC DRIVEWAY & SIDEWALK	146	1426	
501	SC STREET CUT	2	12	148
550	PZ FLOOD ELEVATION		0	
551	PZ-PLATTING		0	
600	FIRE INSPECTION	269	4650	
601	FIRE RE-INSPECTION 2ND VISIT		0	
602	FIRE AFTER HR INSPECTION		0	
603	FIRE AIRPORT INSP		0	
604	FIRE ALARM PANEL REPLACEMENT	1	11	
605	FIRE CONTROL BURNING INSP	1	6	
606	FIRE BEER & WINE INSP	7	36	
607	FIRE CHURCH INSPECTION	7	7	
608	FIRE DAYCARE OR SIMILAR INSP		103	
609	FIRE DETENTION	9	11	
609B	FIRE CORRECTIONAL		5	
610	FIRE EXPLOSIVE TRANSPORT		70	
610B	FIRE RADIATION TRANSPORT		1	
611	FIRE FOOD BOOTH INSP		72	
612	FIRE DRILLS COMMERCIAL INSP		0	
613	FIRE FUEL LN PRESSURE TEST INS		0	

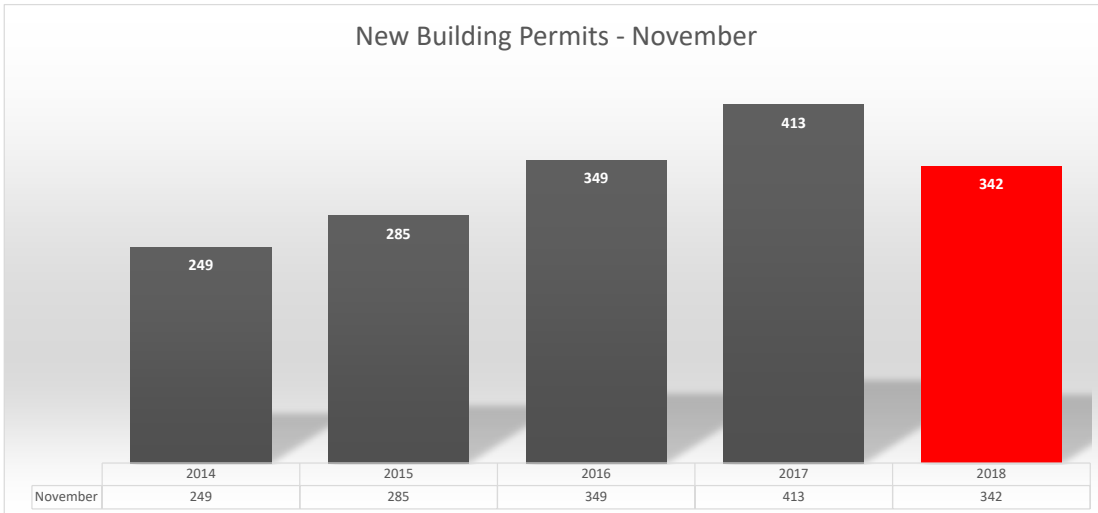
City of Laredo  
 Building Development Services Department  
 Monthly Report for November 2018

614	FIRE ALARM MODIFICATION INSP	1	12	
615	FIRE FUEL PUMP FIRE INSP		1	
616	FIRE ALARM CONN TO SPRINKLER	1	16	
617	FIRE WORKS DISPLAY OUTDOORS		7	
618	FIRE HOTEL INSP	11	28	
618B	FIRE MOTEL INSP	9	9	
619	FIRE HOSPITAL OR SIMILAR INSP		6	
620	FIRE SPRINKLER HYDRSTATIC TEST	17	149	
621	FIRE LPG TANK INSP		0	
622	FIRE MOBILE REFUEL INSP		0	
623	FIRE MONITORING GAS WELL INSP		0	
624	FIRE ALARM NEW INSTALL INSP	9	101	
625	FIRE NURSING HOME OR SIMILAR I		5	
627	FIRE PARADE FLOAT INSP		66	
628	FIRE PYROTECHNICS INDOOR	2	5	
629	FIRE PHYSICAL THERAPY		9	
629B	FIRE REHAB		6	
629C	FIRE CLINIC	2	16	
630	FIRE SPRINKLER MOD INSP	3	33	
631	FIRE SPRAY PAINT BOOTH INSP		0	
632	FIRE STORAGE TANK UNDER GRND		0	
632B	FIRE STORAGE TANK ABOVE GRND		0	
633	FIRE TENT PERMIT INSP	3	15	
634	FIRE USED CLOTHING INSP		0	
635	FIRE LINE UNDERGROUND HYDRO	5	66	
636	FIRE UNDR GRD TANK REMOVAL		3	
637	FIRE WAREHOUSE INSP		15	
638	FIRE FOSTER HOME INSPECTIONS	7	43	
639	FIRE HAUNTED HOUSE INSPECTION		0	
660	FIRE AUTOMATIC VENT HOOD SYS	7	65	
661	FIRE VISUAL UNDERGROUND 1	5	101	
662	FIRE VISUAL UNDERGROUND 2		0	
663	FIRE VISUAL SPKL OVERHEAD 1	16	255	
664	FIRE VISUAL SPKL OVERHEAD 2		0	
665	FIRE VISUAL SPKL OVERHEAD 3		0	
666	FIRE VISUAL FIRE ALARM 1	3	47	
667	FIRE VISUAL FIRE ALARM 2		0	
668	FIRE VISUAL FIRE ALARM 3		0	
669	FIRE AMUSEMENT CENTER	9	109	
670	FIRE CAREER DAY/DEMO	5	92	
671	FIRE YELLOW TAG INSPECTION		50	
672	FIRE RED TAG INSPECTION	3	52	
799	IRRIGATION FINAL		7	
899	IRRIGATION ROW FINAL		0	2,157
FISH	FIRE SAFETY HOUSE		0	412
	<b>Totals</b>	<b>2569</b>	<b>31780</b>	


**Notes:**

This report is prepared by the Building Development Services Department using monthly building reports. For any questions or comments, please contact Andres Castañeda - 956.794.1625 - acastaneda@ci.laredo.tx.us

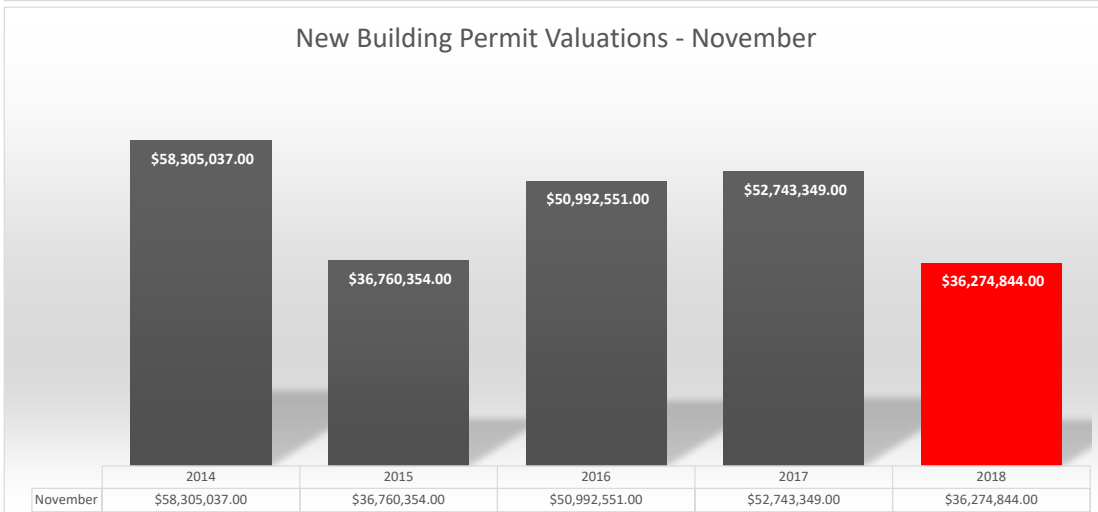
### New Building Permits - November


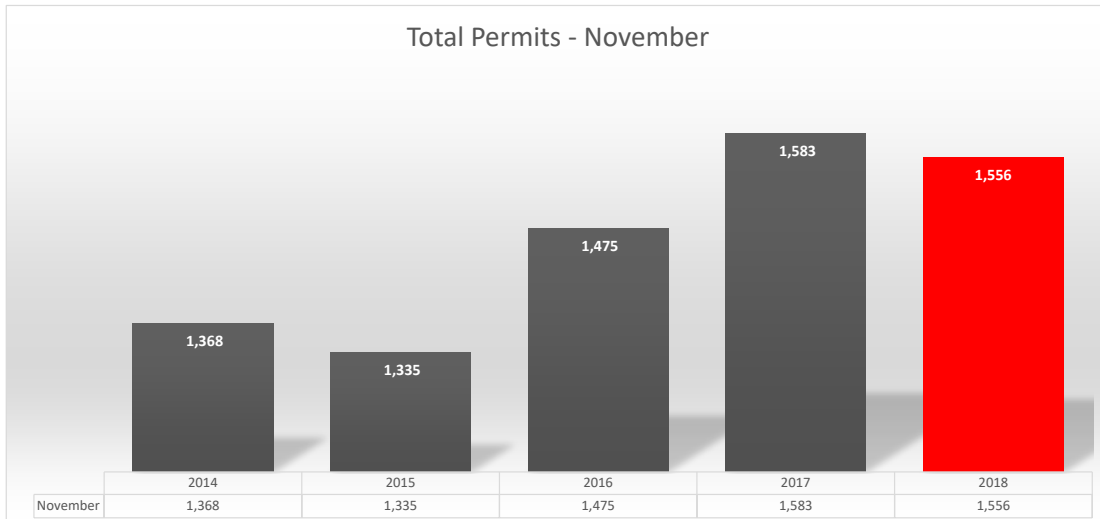


### New Building Permit Fees - November



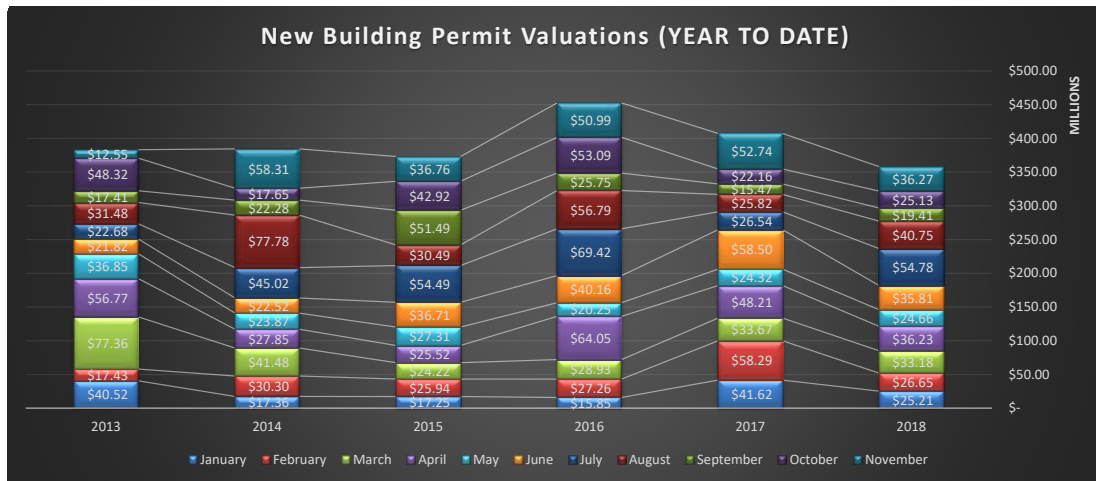
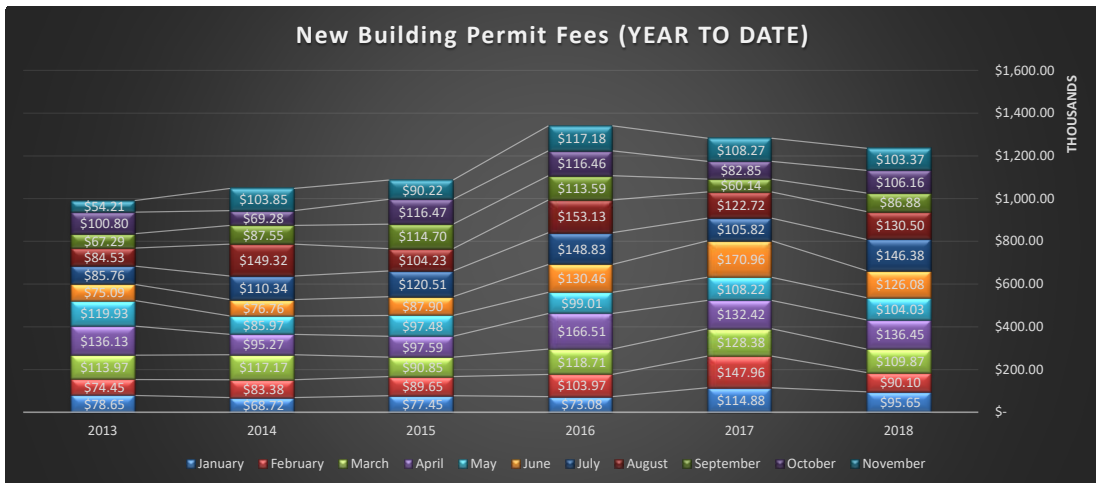
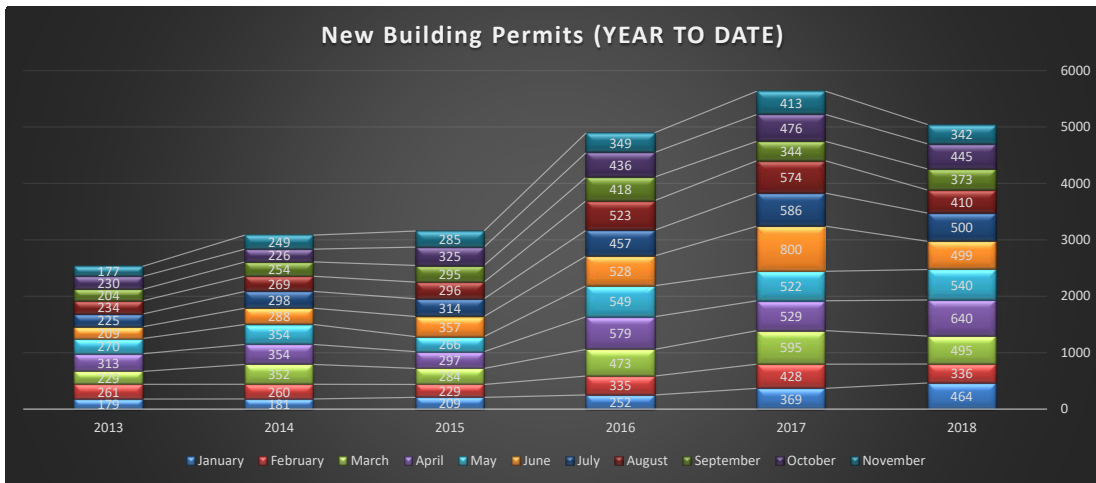
### New Building Permit Valuations - November





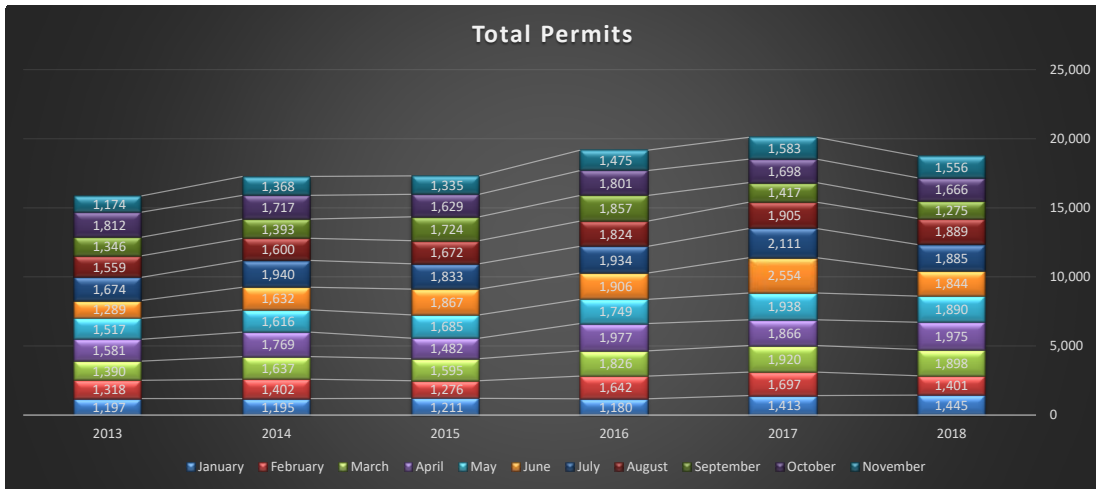
The permits listed here include all permits approved by the Building Development Services Department. Including all electrical, plumbing, mechanical, right of way, and various other types of permits.

City of Laredo  
 Building Development Services Department  
 Monthly Report for November 2018





City of Laredo  
 Building Development Services Department  
 Monthly Report for November 2018



The permits listed here include all permits approved by the Building Development Services Department. Including all electrical, plumbing, mechanical, right of way, and various other types of permits.

### Building Development Services Inspections

