

January 2019

2019 Monthly Permit Reports

Building Development Services
Department

1120 San Bernardo Ave

Laredo, Texas 78040

956.794.1625

Acting Director: Victor Linares, PE



Building Permits (New Construction)

CalendarYear issue month

HOUSEKEEPING BUILDING

Type	Permit Description	Permits	Fee Collected	Valuation
101	SINGLE FAMILY DETACHED	90	\$56,664.50	\$12,509,980
105	5 OR MORE FAMILY BLDG	1	\$0.00	\$0
106	REINSTALLATION PERMIT	4	\$200.00	\$0
107	INSTALLATION PERMIT	6	\$250.00	\$0
Total		101	\$57,114.50	\$12,509,980

ADDITIONS, ALTERNATIONS & CONVERSION

Type	Permit Description	Permits	Fee Collected	Valuation
434	RES PORCH, CARPORT & ADDITION	16	\$1,696.00	\$381,280
434P	*PENALTY - RES PORCH, CARPORT & ADDITION	1	\$52.50	\$0
435	BLOCK FENCE-REMODEL-REROOF	148	\$9,342.50	\$1,139,423
437	NON RESD & NON HOUSE KEEPING	12	\$3,283.50	\$402,530
437P	*PENALTY - NON RESD & NON HOUSE KEEPING	1	\$42.75	\$0
438	ADDS RES STORAGE, & PALAP	9	\$430.50	\$42,453
438P	*PENALTY - ADDS RES STORAGE, & PALAP	3	\$157.50	\$0
439	SWIMMING POOL	11	\$1,249.50	\$176,800
440	REMODELING RESIDENTIAL	9	\$1,931.50	\$561,507
Total		210	\$18,186.25	\$2,703,993

NEW NON-RESIDENTIAL BUILDING

Type	Permit Description	Permits	Fee Collected	Valuation
213	HOTELS,MOTEL & TOURIST CABINS	1	\$990.00	\$250,000
319	CHURCHES & OTHER RELIGIOUS	2	\$1,740.00	\$500,000
320	INDUSTRIAL / WAREHOUSE	4	\$6,331.50	\$1,846,600
322	GAS STATION & REPAIR GARAGES	1	\$208.50	\$32,000
324	OFFICES, BANKS	4	\$927.00	\$458,087
324P	*PENALTY - OFFICES, BANKS	1	\$46.50	\$0
327	STORES & RETAIL	7	\$8,168.75	\$3,655,000
327P	*PENALTY - STORES & RETAIL	1	\$360.00	\$0
330	COMMERCIAL-SHELL ONLY	1	\$0.00	\$578,050
Total		22	\$18,772.25	\$7,319,737

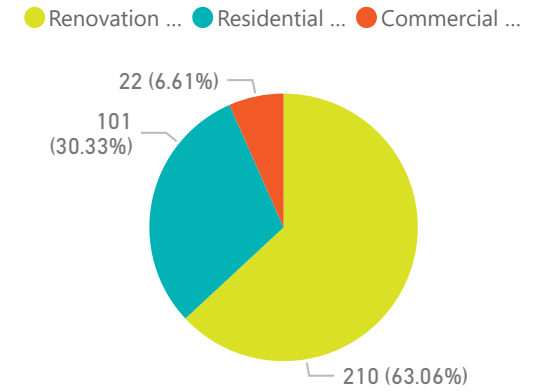
BUILDING PERMITS (BY MONTH)

Month	CalendarYear	Count of Permit	Fee Collected	ValueNum
January	2017	369	\$114,877.48	\$41,615,848
January	2018	465	\$95,679.33	\$25,208,096
January	2019	333	\$94,073.00	\$22,533,710
Total		1167	\$304,629.81	\$89,357,654

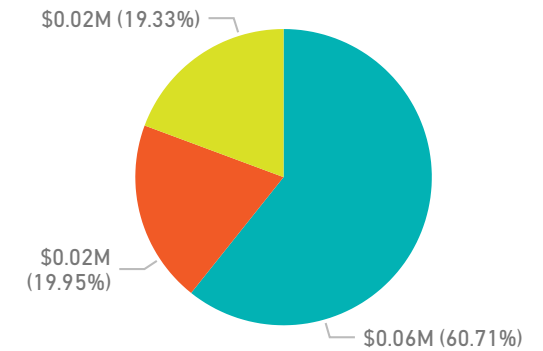
BUILDING PERMITS (YEAR TO DATE)

CalendarYear	Count of Permit	Fee Collected	ValueNum
2017	369	\$114,877.48	\$41,615,848
2018	465	\$95,679.33	\$25,208,096
2019	333	\$94,073.00	\$22,533,710
Total	1167	\$304,629.81	\$89,357,654

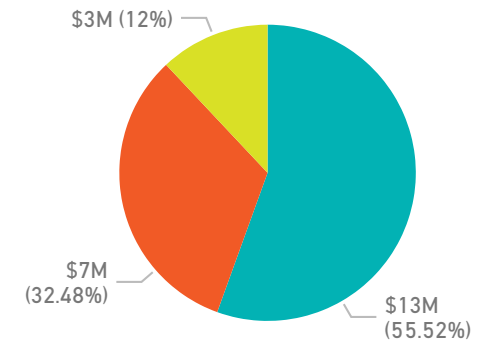
Permit Count



Permit Fees Collected



Valuations



issue month

BUILDING PERMIT (NEW CONSTRUCTION) - CHARTS - PERMITS, FEES, VALUATION

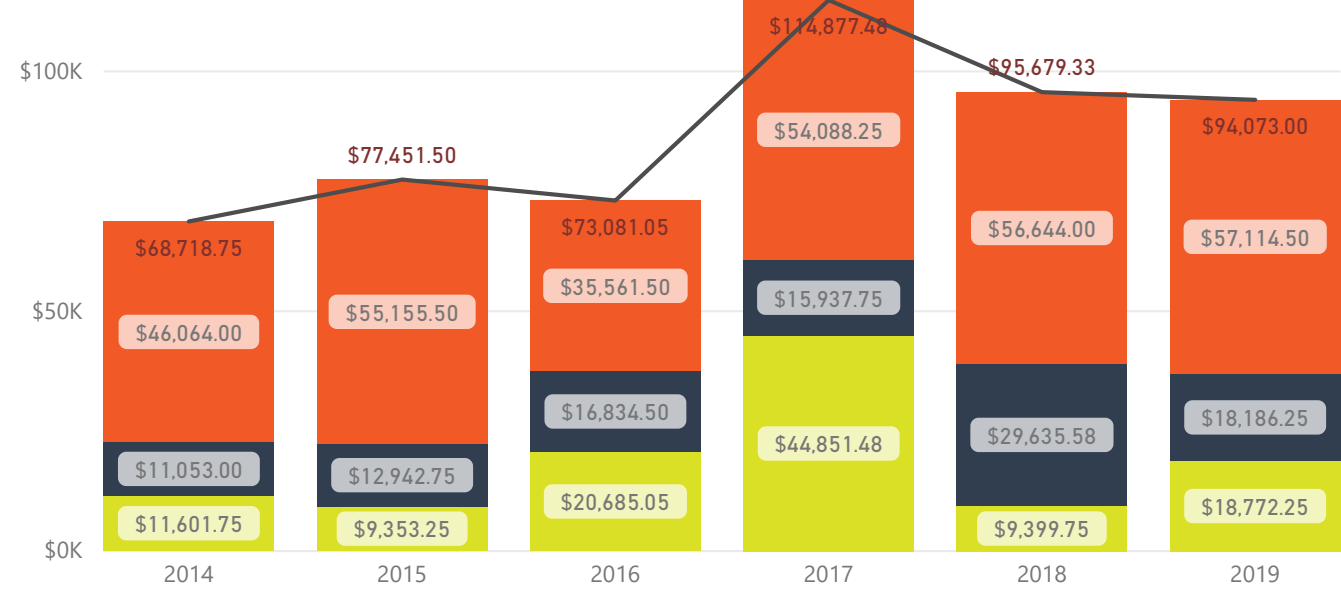
issue month

1

Permit-Type	Average of Fee Collected	Average of Valuation
Commercial Construction	\$862.13	\$288,367.07
Renovation & Additions	\$90.95	\$17,001.61
Residential Construction	\$579.14	\$158,697.26
Total	\$289.60	\$77,705.65

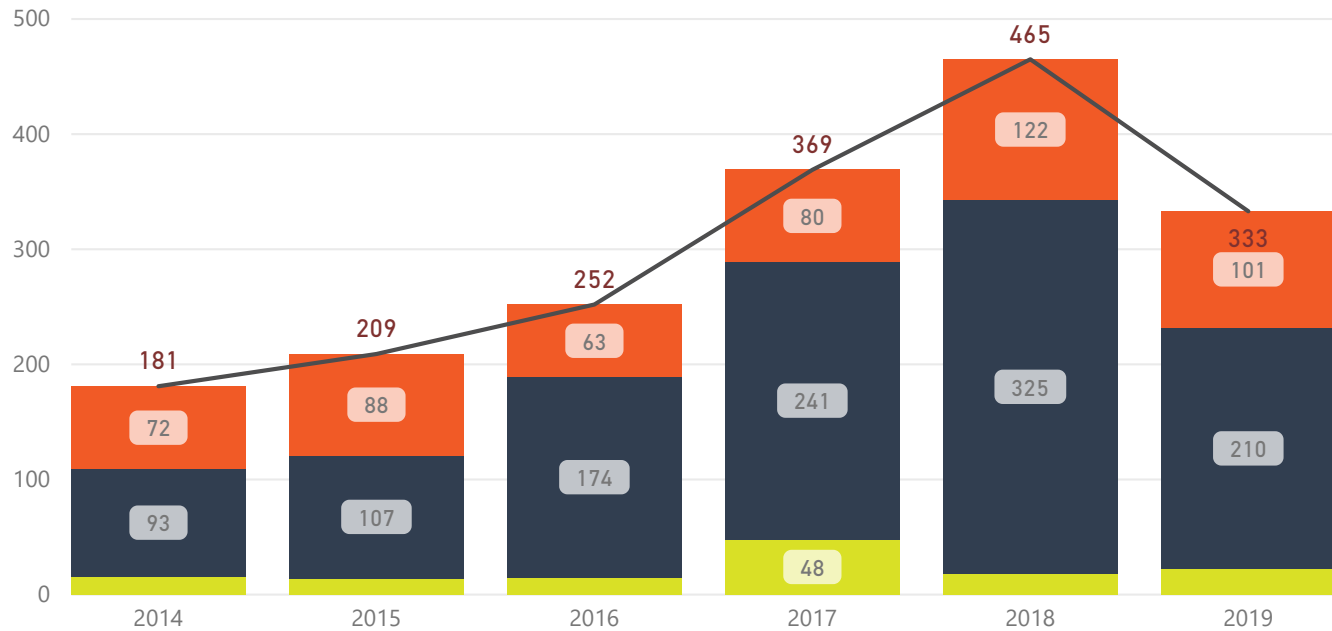
NEW BUILDING PERMIT FEES

Permit-Type ● Commercial Construction ● Renovation & Additions ● Residential Construction ● Fee Collected



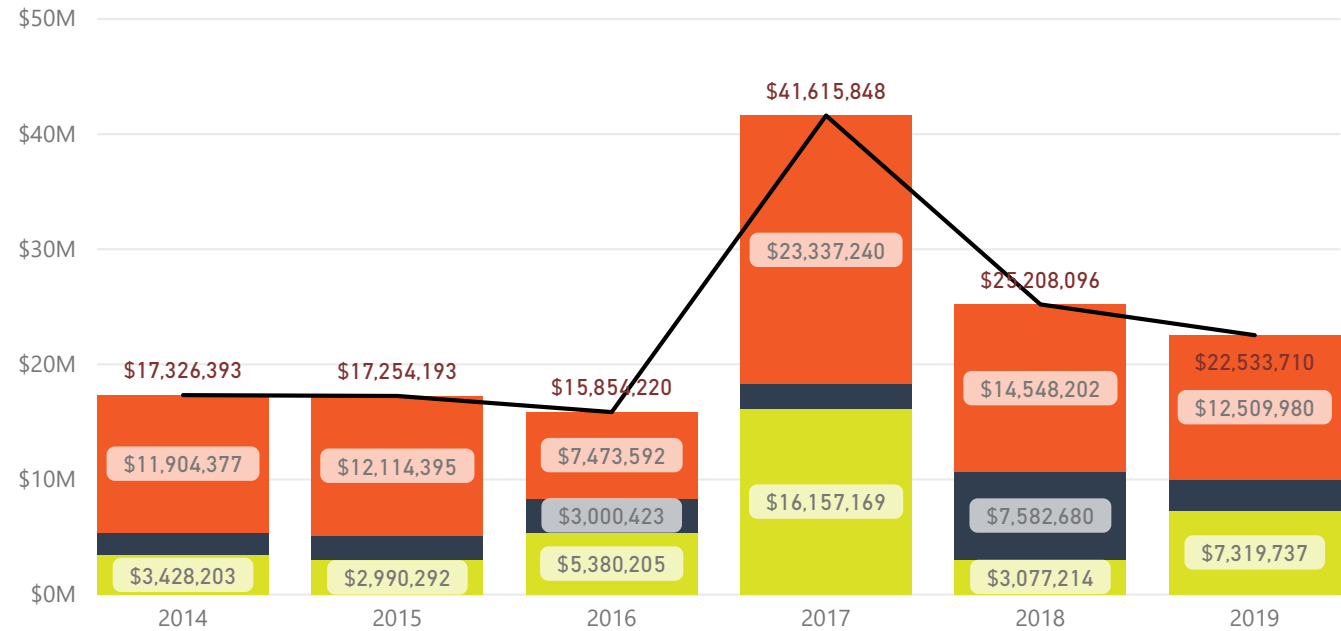
NEW BUILDING PERMITS

Permit-Type ● Commercial Construction ● Renovation & Additions ● Residential Construction ● Count of Permit



NEW BUILDING VALUATIONS

Permit-Type ● Commercial Construction ● Renovation & Additions ● Residential Construction ● Valuation



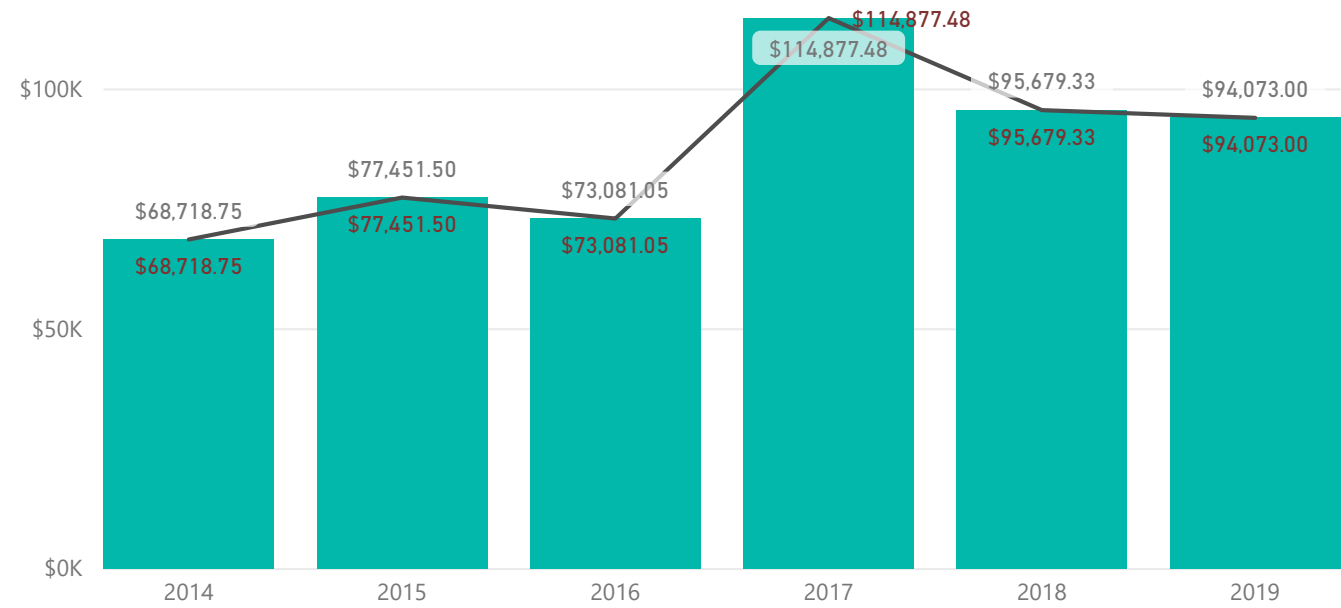
BUILDING PERMIT (NEW CONSTRUCTION) - CHARTS - PERMITS, FEES, VALUATION - YEAR TO DATE

1 1

Permit-Type	Average of Fee Collected	Average of Valuation
Commercial Construction	\$862.13	\$288,367.07
Renovation & Additions	\$90.95	\$17,001.61
Residential Construction	\$579.14	\$158,697.26
Total	\$289.60	\$77,705.65

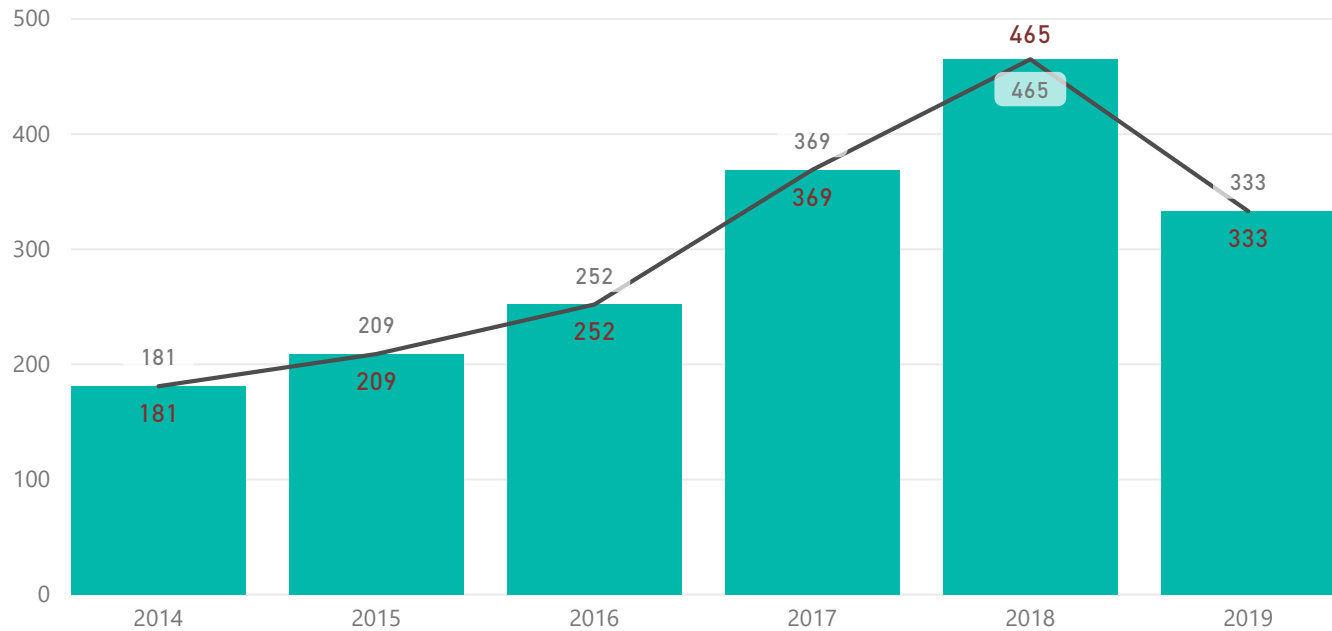
NEW BUILDING PERMIT FEES

issue month ● 1 ● Fee Collected



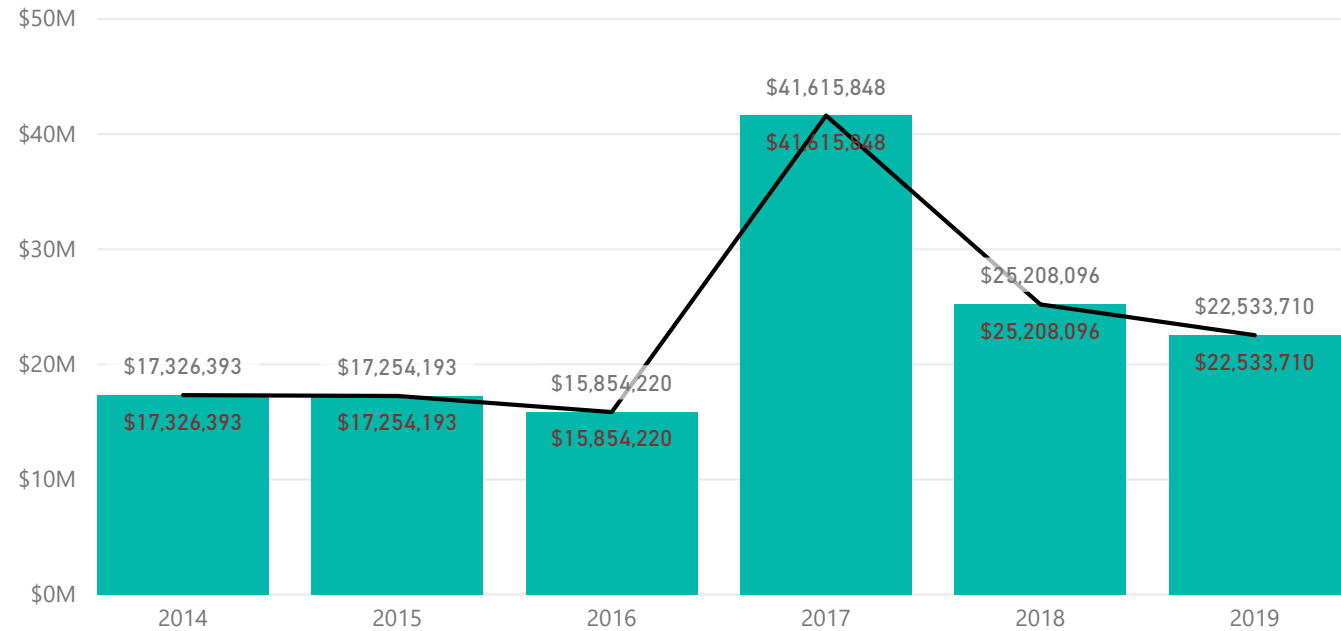
NEW BUILDING PERMITS

issue month ● 1 ● Count of Permit



NEW BUILDING VALUATIONS

issue month ● 1 ● Valuation



Professional Permits

CalendarYear issue month

RIGHT-OF-WAY (ROW)

Type	Permit Description	Permits	Fee Collected
500	RES DRIVEWAY & SIDEWALK	98	\$5,000.00
502	RES IRRIGATION ROW	15	\$750.00
503	COMM IRRIGATION ROW	1	\$250.00
511	STREET CUT R.O.W. ENG	126	\$0.00
511B	STREET CUT R.O.W. BLDG	13	\$4,750.00
Total		253	\$10,750.00

DEMOLITIONS

Type	Permit Description	Permits	Fee Collected
645	DEMO SINGLE FAM ATCH/DETACH	10	\$500.00
646	DEMO TWO FAM BLDG	1	\$50.00
649	DEMO COMMERCIAL BLDG	8	\$300.00
Total		19	\$850.00

ELECTRICAL

Type	Permit Description	Permits	Fee Collected
700	EL-TEMPORARY	19	\$1,045.00
701	EL-RESIDENTIAL	180	\$20,522.00
702	EL-COMMERCIAL	41	\$11,906.50
703	EL-RECON/RELOCATE	15	\$425.00
705	EL-METER UPGRADE	2	\$119.00
706	EL-MOBILE HOME	9	\$553.00
Total		266	\$34,570.50

PLUMBING

Type	Permit Description	Permits	Fee Collected
800	PL-RESIDENTIAL	146	\$19,252.00
801	PL-COMMERCIAL	29	\$2,912.00
804	PL-IRRIGATION RESIDENTIAL	51	\$3,343.00
805	PL-IRRIGATION COMMERCIAL	6	\$761.00
Total		232	\$26,268.00

MECHANICAL

Type	Permit Description	Permits	Fee Collected
900	ML-RESIDENTIAL	96	\$10,524.00
901	ML-COMMERCIAL	15	\$3,916.00
902	ML-CHANGE OUT	5	\$852.00
Total		116	\$15,292.00

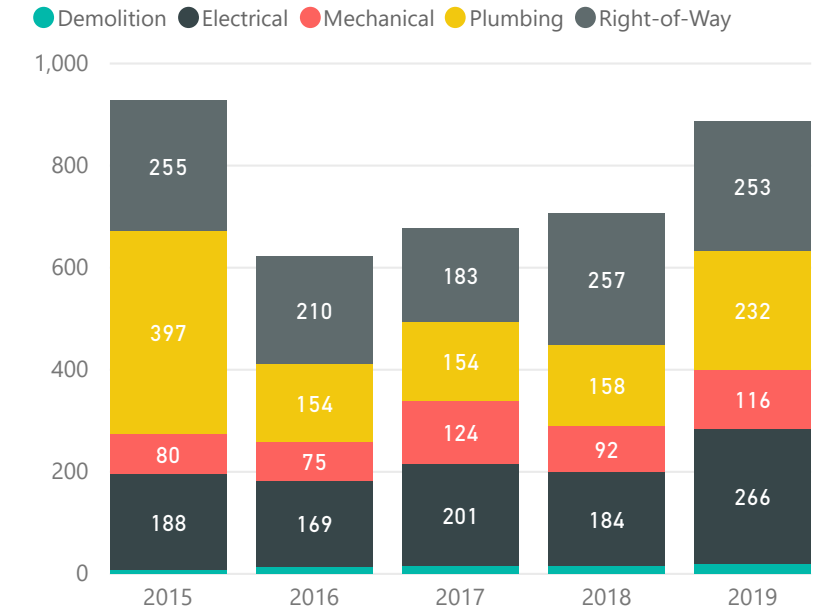
PROFESSIONAL PERMITS (BY MONTH)

Month	CalendarYear	Count of Permit	Fee Collected
January	2017	677	\$72,197.00
January	2018	706	\$78,163.00
January	2019	886	\$87,730.50

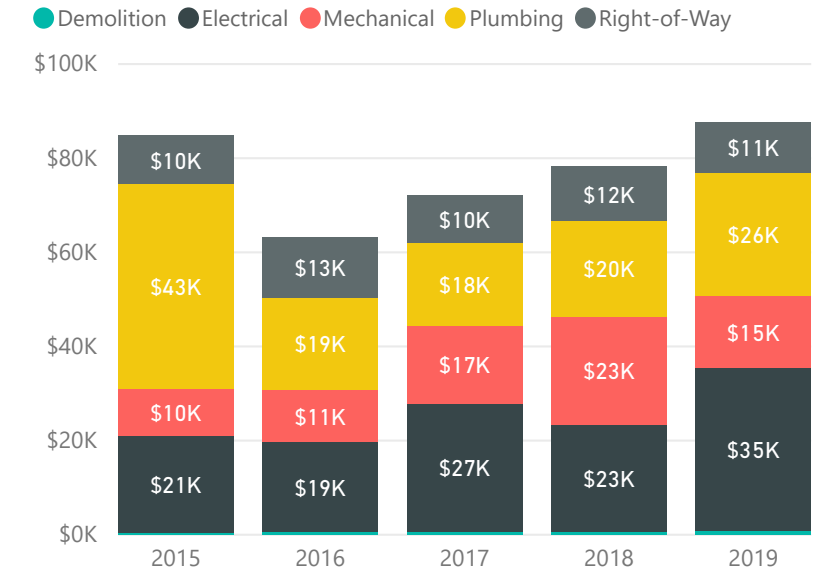
PROFESSIONAL PERMITS (YEAR TO DATE)

CalendarYear	Count of Permit	Fee Collected
2017	677	\$72,197.00
2018	706	\$78,163.00
2019	886	\$87,730.50

Professional Permits by Year for this Month



Professional Permit Fees Collected by Year for this Month



issue ...



Other Permits & Totals

CalendarYear issue month

VENDOR

Type	Permit Description	Permits	Fee Collected
970	VNDR 6WK PERMIT/ OWN PROPERTY	2	\$200.00
971	VNDR 6WK PERMIT/ OTHER PROP	2	\$550.00
999	VNDR SEA PERMIT/ RELOC/RENEW	1	\$15.00
Total		5	\$765.00

OTHER

Type	Permit Description	Permits	Fee Collected
321	PRKNG/PAVING	1	\$58.50
328	SIGN PERMIT	27	\$2,667.47
332	TOWER PERMIT	7	\$733.50
915	NEW BUSINESS	47	\$2,350.00
920	NEIGHBORHOOD ENPOWERMENT ZNE R	2	\$200.00
921	NEIGHBORHOOD ENPOWERMENT ZNE C	3	\$3,000.00
960	AMUSEMENT PERMIT	3	\$176,400.00
985	GARAGE SALE PERMIT	151	\$2,265.00
BCOM	BUILDING COMPLAINT	28	\$0.00
Total		269	\$187,674.47

OTHER PERMITS (BY MONTH)

Month	CalendarYear	Count of Permit	Fee Collected
January	2017	366	\$343,282.00
January	2018	279	\$123,087.96
January	2019	274	\$188,439.47

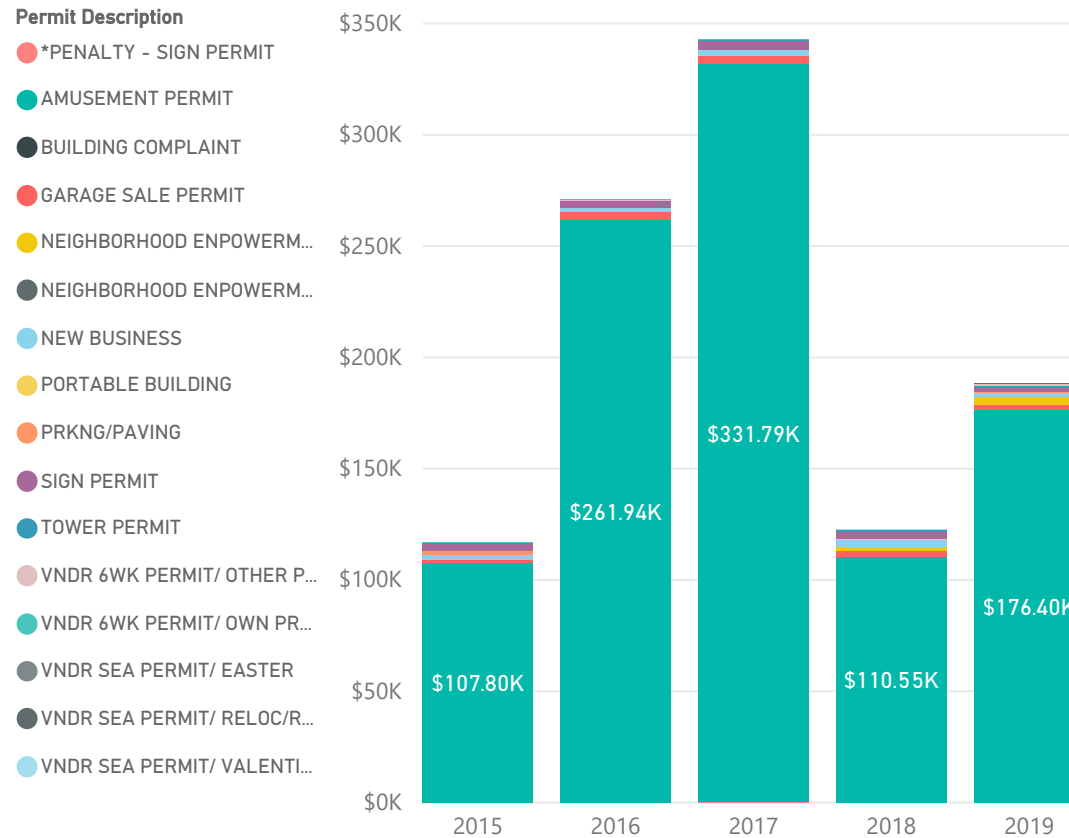
OTHER PERMITS (YEAR TO DATE)

CalendarYear	Count of Permit	Fee Collected	ValueNum
2018	279	\$123,087.96	\$170,500
2017	366	\$343,282.00	\$128,000
2019	274	\$188,439.47	\$110,000

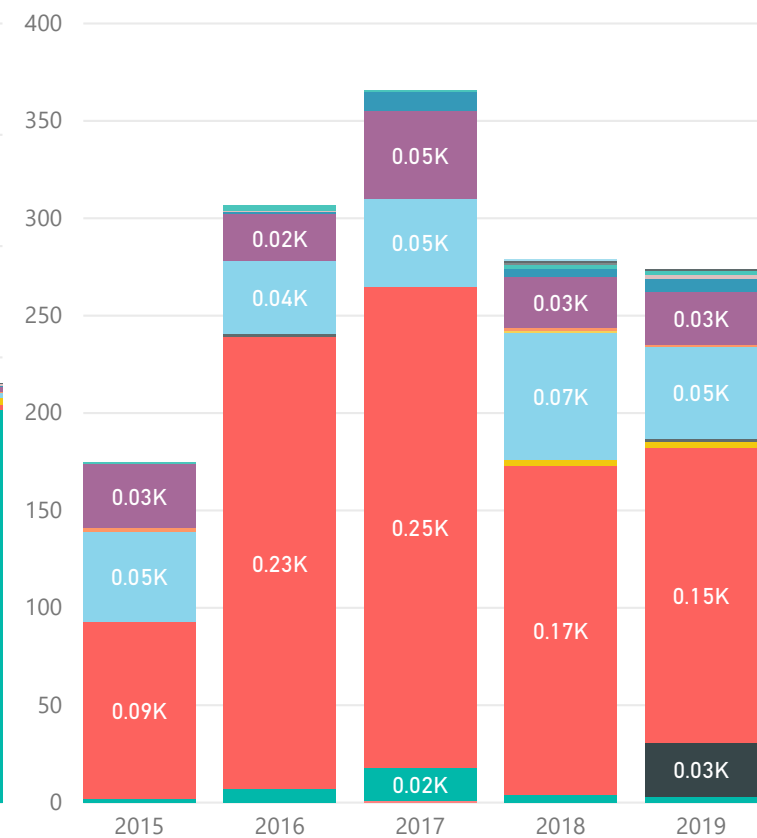
issue ...



Other Permit Fees for Month



Other Permit Count for Month



TOTAL PERMIT CHARTS - PERMITS, FEES, VALUATION - MONTH

issue month

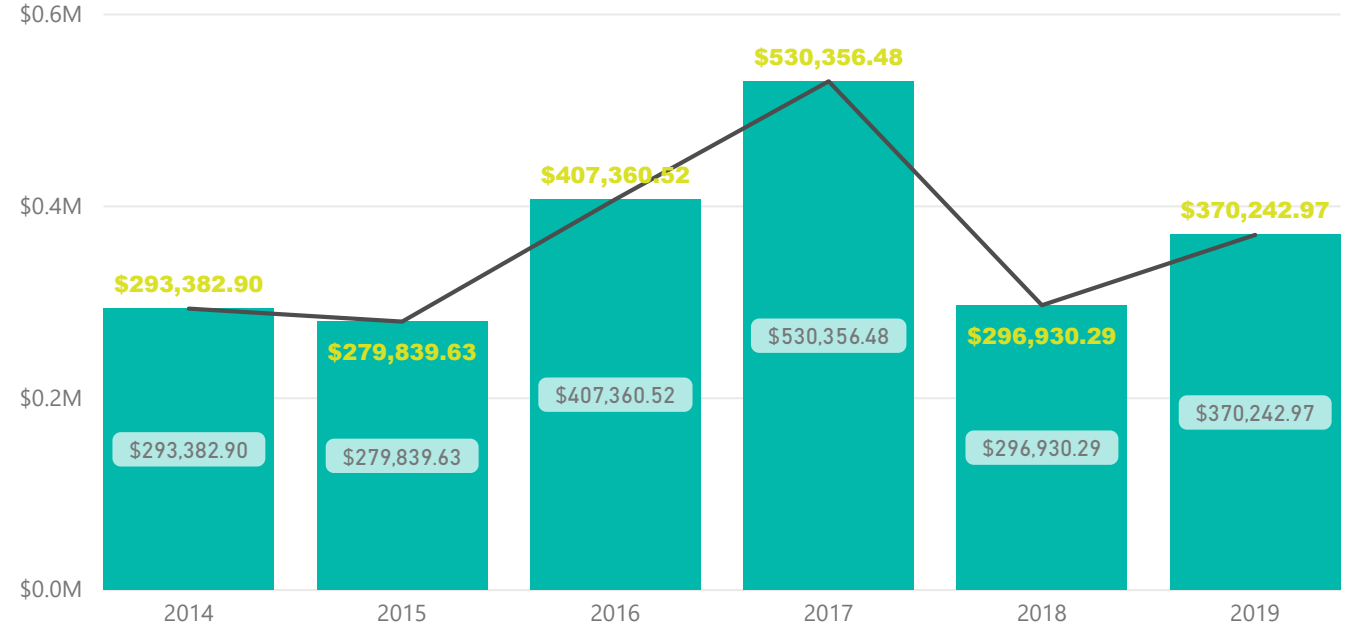
1

TOTAL PERMITS (BY MONTH)

Month	Calendar Year	Permits	Fees Collected	Valuation
January	2017	1412	\$530,356.48	\$41,743,848
January	2018	1450	\$296,930.29	\$25,378,596
January	2019	1493	\$370,242.97	\$22,643,710

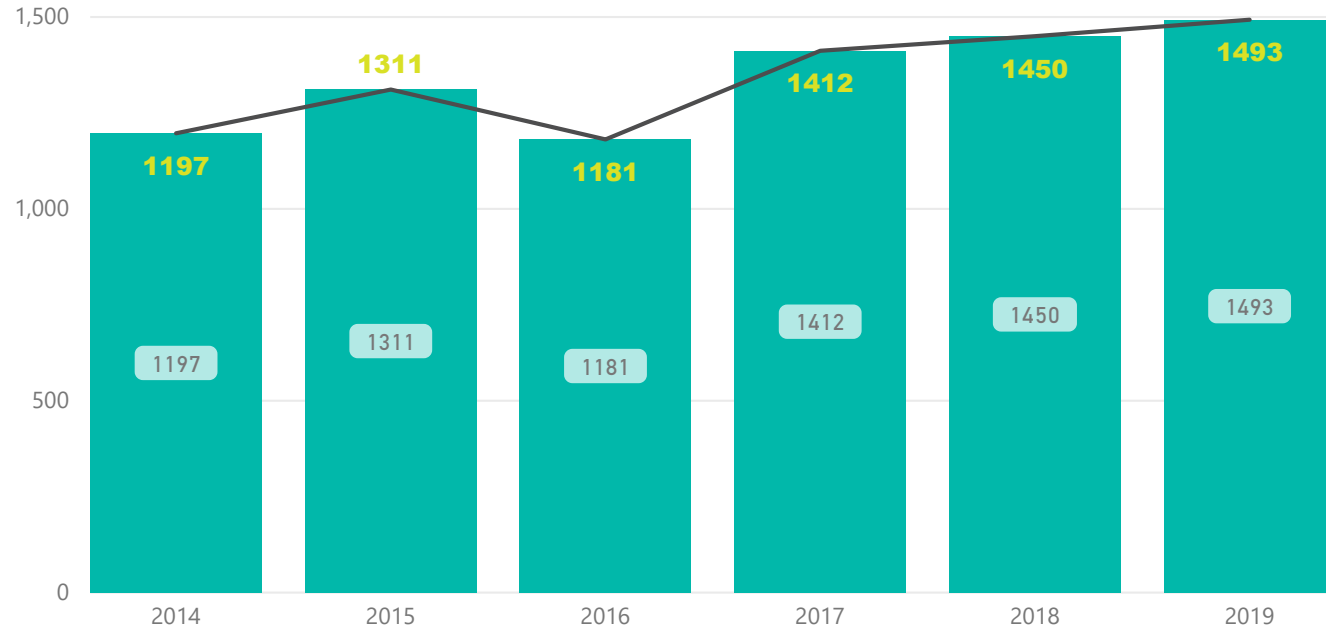
TOTAL PERMIT FEES

issue month ● 1 ● Fee Collected



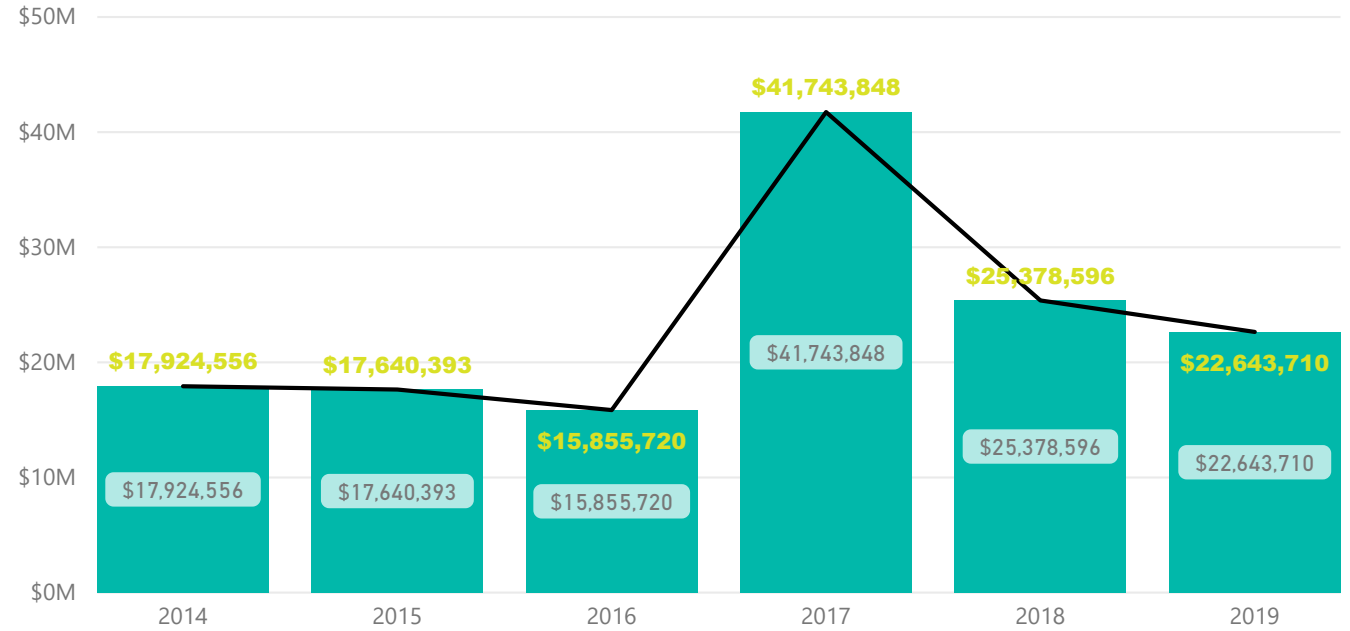
TOTAL PERMITS

issue month ● 1 ● Count of Permit



TOTAL VALUATIONS

issue month ● 1 ● Valuation



TOTAL PERMIT CHARTS - PERMITS, FEES, VALUATION - YEAR TO DATE

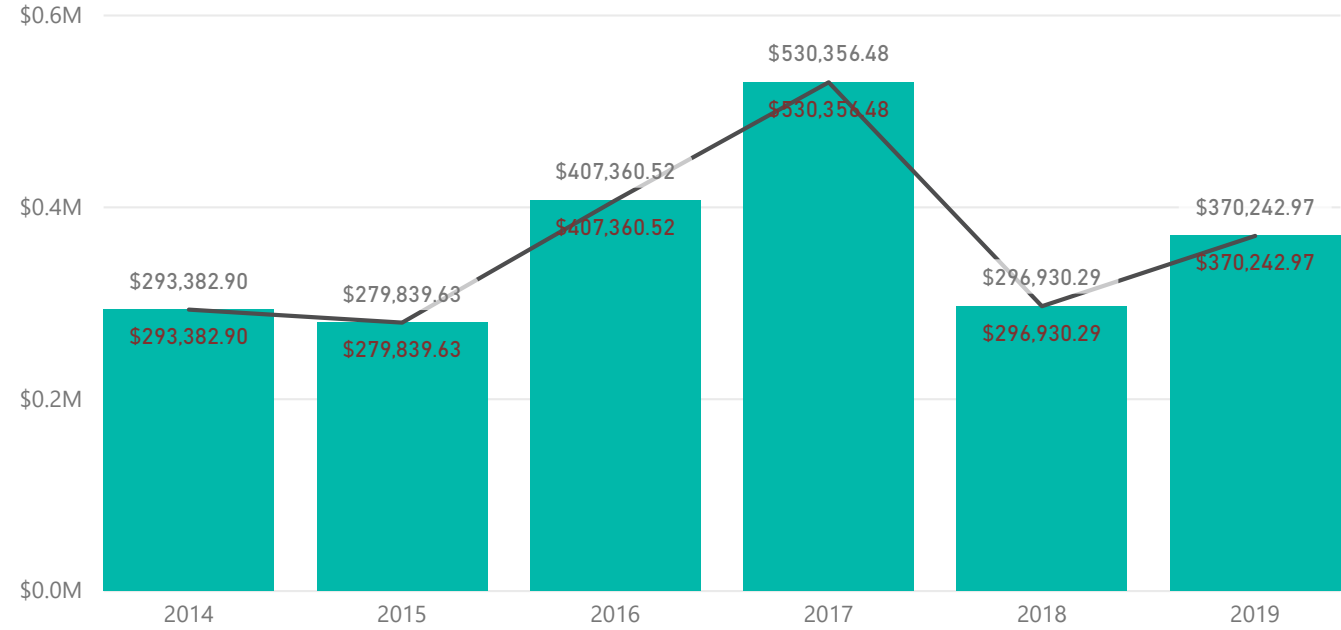
1 1

TOTAL PERMITS (YEAR TO DATE)

Calendar Year	Permits	Fees Collected	Valuation
2019	1493	\$370,242.97	\$22,643,710
2018	1450	\$296,930.29	\$25,378,596
2017	1412	\$530,356.48	\$41,743,848

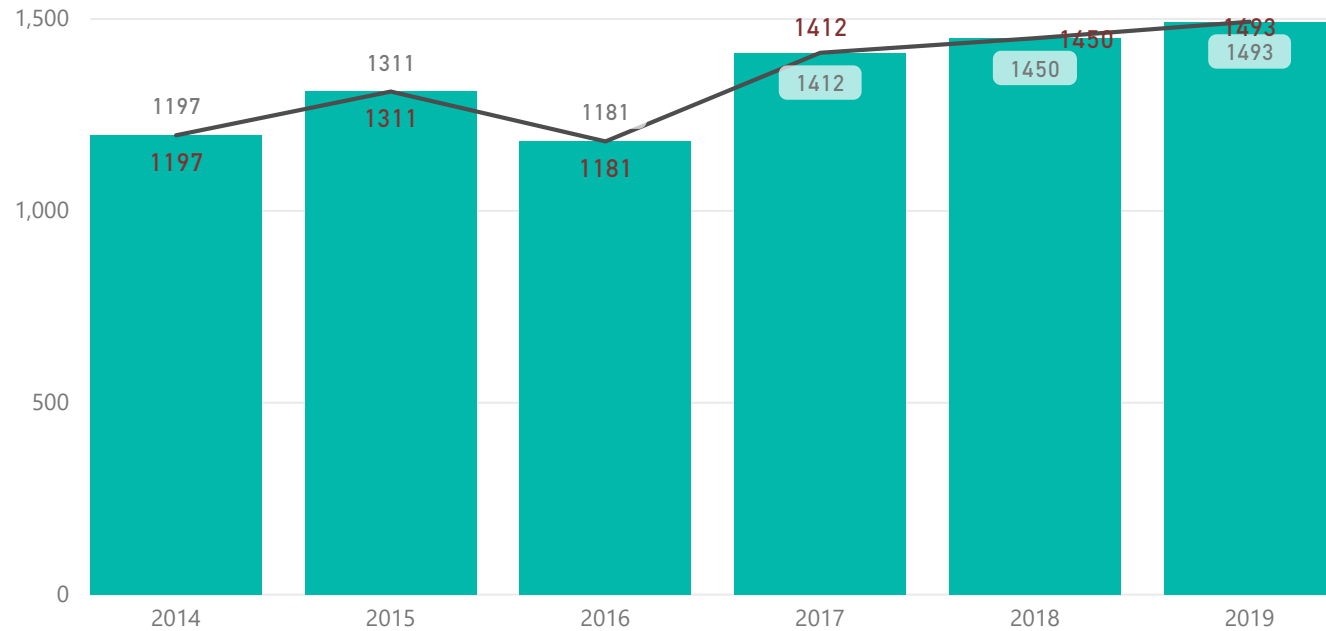
TOTAL PERMIT FEES

issue month ● 1 ● Fee Collected



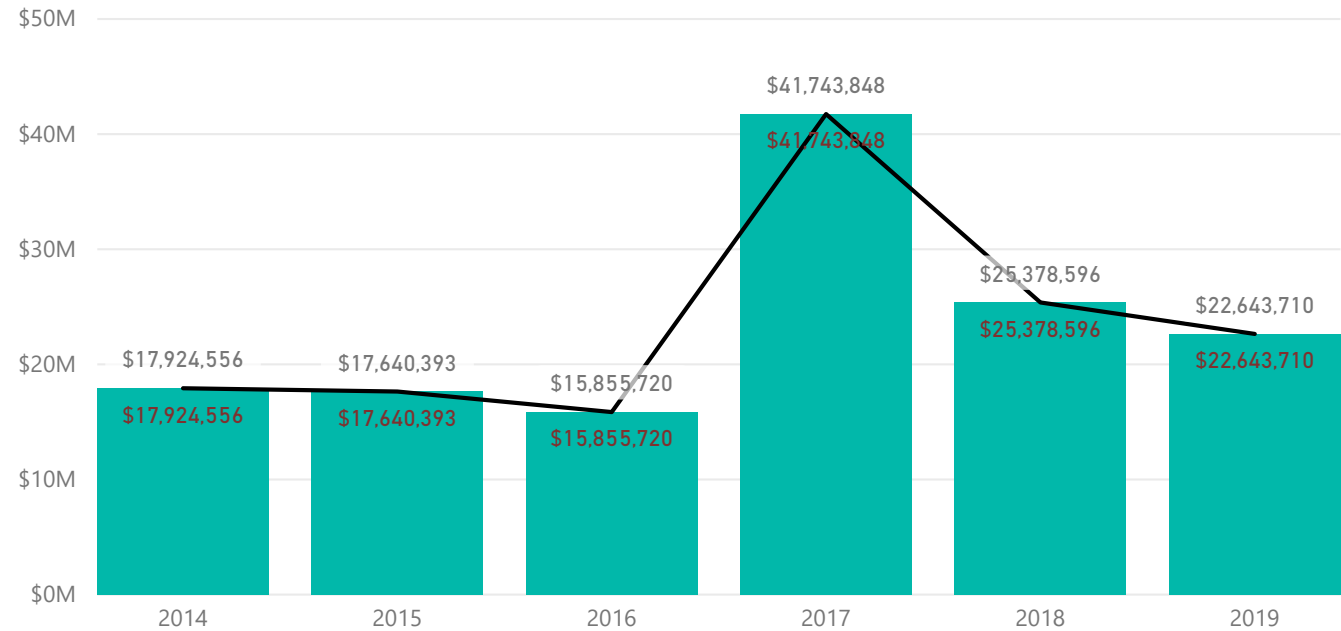
TOTAL PERMITS

issue month ● 1 ● Count of Permit



TOTAL VALUATIONS

issue month ● 1 ● Valuation



Top Projects

CalendarYear
2019

issue month
1

ValueNum	Permit	Permit Description	issue date	Address	Description
\$2,800,000	18-00017323	STORES & RETAIL	1/28/2019		
\$982,600	18-00017339	INDUSTRIAL / WAREHOUSE	1/31/2019		
\$605,000	19-00000766	STORES & RETAIL	1/22/2019		
\$578,050	19-00000630	COMMERCIAL-SHELL ONLY	1/16/2019		
\$4,965,650					