

February 2019

2019 Monthly Permit Reports
Building Development Services
Department
1120 San Bernardo Ave
Laredo, Texas 78040
956.794.1625
Acting Director: Victor Linares, PE



Building Permits (New Construction)

CalendarYear issue month

HOUSEKEEPING BUILDING


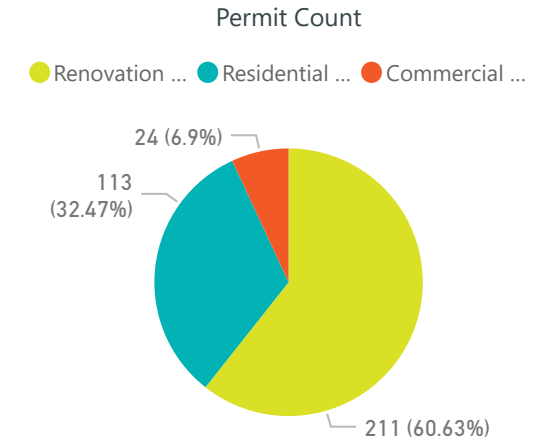
Type	Permit Description	Permits	Fee Collected	Valuation
101	SINGLE FAMILY DETACHED	103	\$61,034.50	\$13,804,107
103	2 FAMILY BLDG DUPLEX	3	\$636.00	\$190,242
106	REINSTALLATION PERMIT	4	\$200.00	\$0
107	INSTALLATION PERMIT	3	\$150.00	\$0
Total		113	\$62,020.50	\$13,994,349

ADDITIONS, ALTERNATIONS & CONVERSION

Type	Permit Description	Permits	Fee Collected	Valuation
434	RES PORCH, CARPORT & ADDITION	22	\$3,783.00	\$583,700
434P	*PENALTY - RES PORCH, CARPORT & ADDITION	2	\$375.00	\$0
435	BLOCK FENCE-REMODEL-REROOF	143	\$7,513.00	\$826,824
435P	*PENALTY - BLOCK FENCE-REMODEL-REROOF	3	\$145.50	\$0
437	NON RESD & NON HOUSE KEEPING	8	\$1,093.50	\$202,481
438	ADDS RES STORAGE, & PALAP	8	\$328.50	\$31,110
438P	*PENALTY - ADDS RES STORAGE, & PALAP	3	\$91.50	\$0
439	SWIMMING POOL	6	\$639.00	\$89,000
439P	*PENALTY - SWIMMING POOL	2	\$201.00	\$0
440	REMODELING RESIDENTIAL	14	\$1,893.00	\$530,870
Total		211	\$16,063.00	\$2,263,985

NEW NON-RESIDENTIAL BUILDING

Type	Permit Description	Permits	Fee Collected	Valuation
318	AMUSEMENT,RECEPTION, RECREATIO	1	\$292.50	\$45,950
319	CHURCHES & OTHER RELIGIOUS	1	\$1,440.00	\$400,000
320	INDUSTRIAL / WAREHOUSE	5	\$14,145.69	\$12,075,362
323	HOSPITAL & INSTITUTIONAL	1	\$2,025.00	\$5,100,000
324	OFFICES, BANKS	5	\$4,762.50	\$1,220,000
327	STORES & RETAIL	6	\$6,305.00	\$1,957,682
330	COMMERCIAL-SHELL ONLY	2	\$1,320.00	\$280,000
331	RESTAURANT	3	\$2,329.50	\$551,228
Total		24	\$32,620.19	\$21,630,222



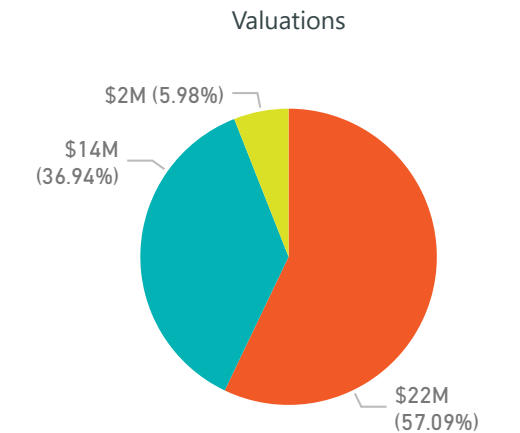
BUILDING PERMITS (BY MONTH)

Month	CalendarYear	Count of Permit	Fee Collected	ValueNum
February	2017	428	\$147,971.25	\$58,290,247
February	2018	336	\$90,101.55	\$26,649,550
February	2019	348	\$110,703.69	\$37,888,556

BUILDING PERMITS (YEAR TO DATE)

CalendarYear	Count of Permit	Fee Collected	ValueNum
2017	797	\$262,848.73	\$99,906,095
2018	801	\$185,780.88	\$51,857,646
2019	681	\$204,776.69	\$60,422,266

issue month



BUILDING PERMIT (NEW CONSTRUCTION) - CHARTS - PERMITS, FEES, VALUATION

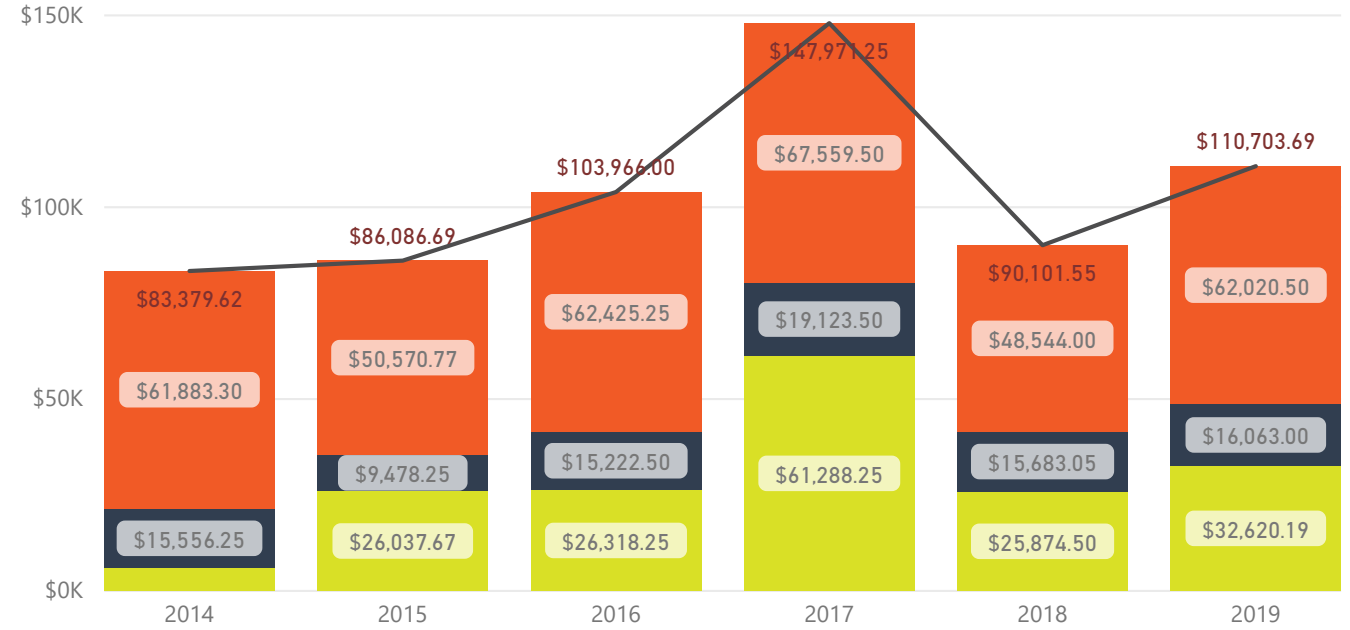
issue month

2

Permit-Type	Average of Fee Collected	Average of Valuation
Commercial Construction	\$1,359.17	\$901,259.25
Renovation & Additions	\$76.13	\$10,729.79
Residential Construction	\$548.85	\$123,843.80
Total	\$318.11	\$108,875.16

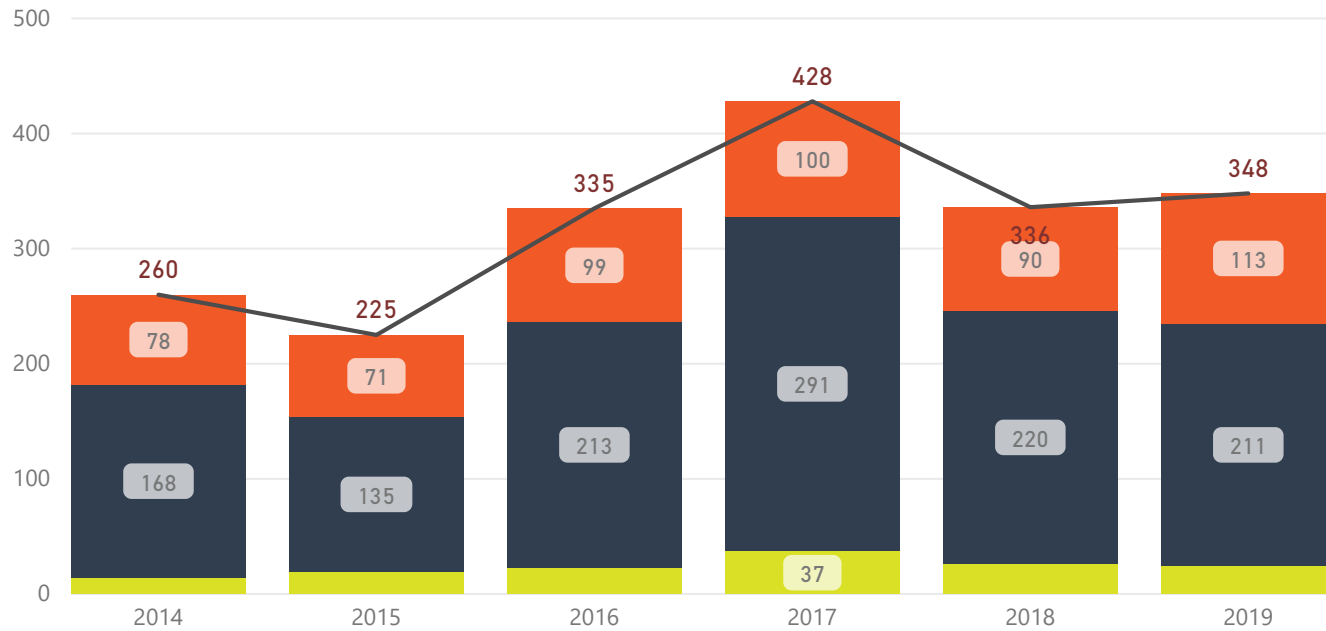
NEW BUILDING PERMIT FEES

Permit-Type ● Commercial Construction ● Renovation & Additions ● Residential Construction ● Fee Collected



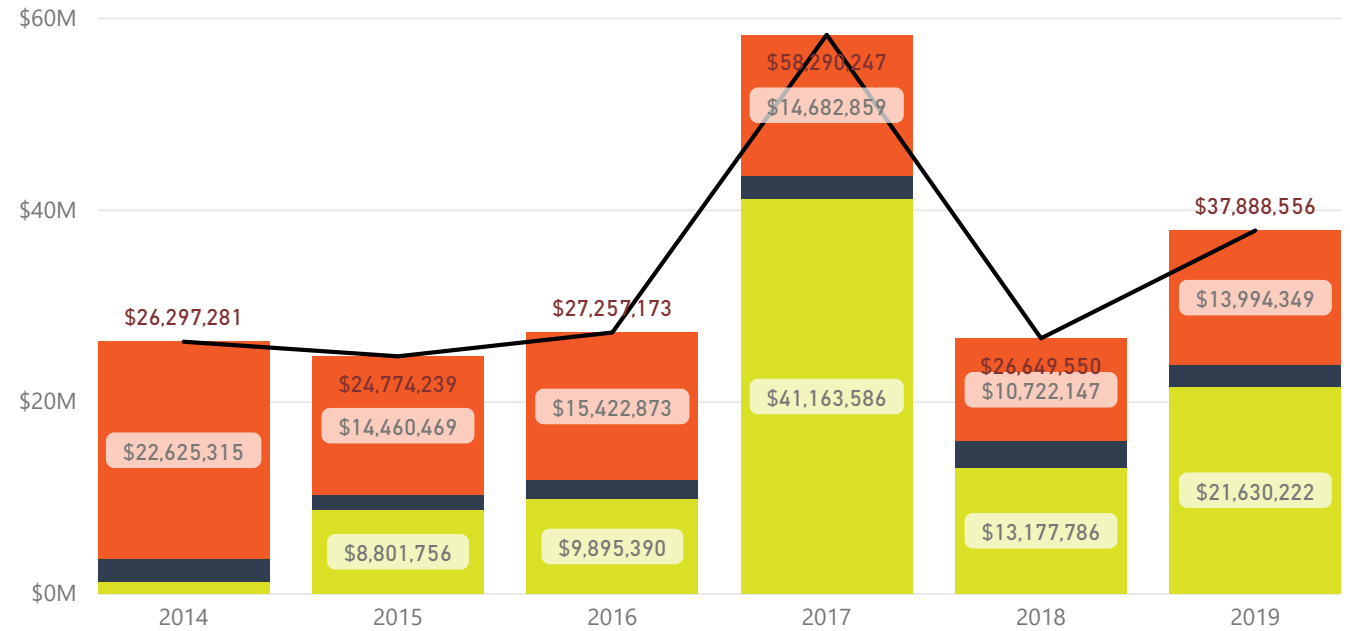
NEW BUILDING PERMITS

Permit-Type ● Commercial Construction ● Renovation & Additions ● Residential Construction ● Count of Permit



NEW BUILDING VALUATIONS

Permit-Type ● Commercial Construction ● Renovation & Additions ● Residential Construction ● Valuation



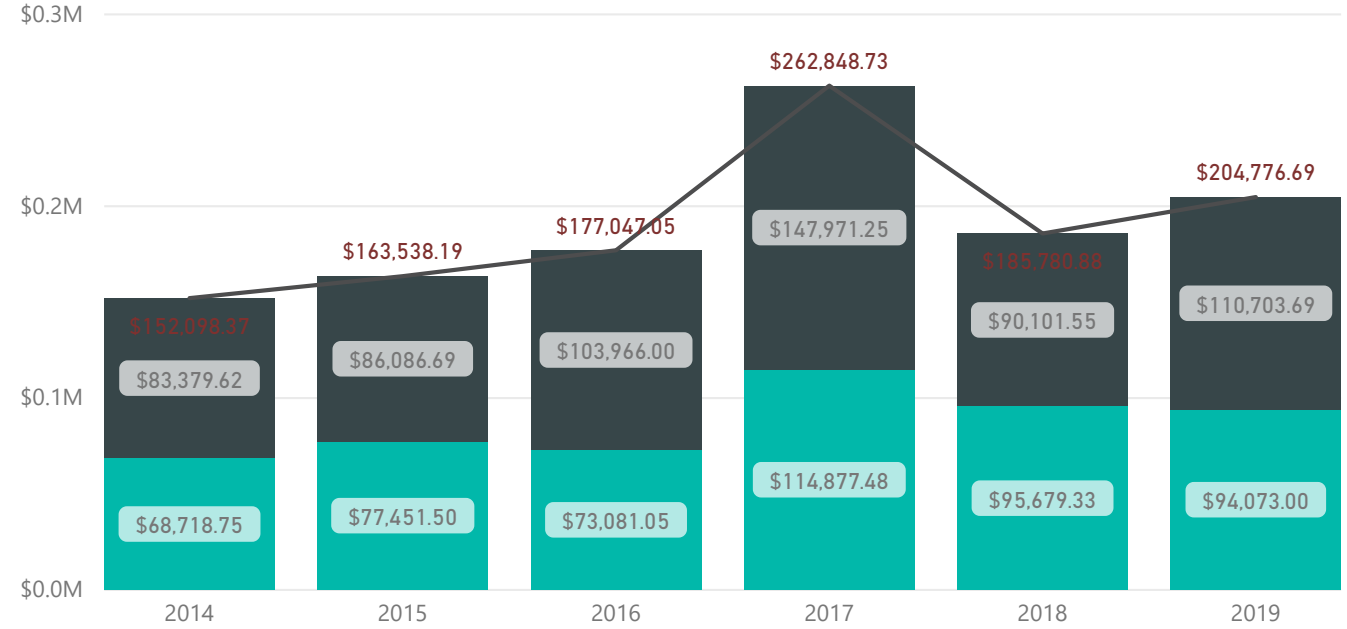
BUILDING PERMIT (NEW CONSTRUCTION) - CHARTS - PERMITS, FEES, VALUATION - YEAR TO DATE

1 2

Permit-Type	Average of Fee Collected	Average of Valuation
Commercial Construction	\$1,117.23	\$629,346.93
Renovation & Additions	\$81.35	\$11,800.42
Residential Construction	\$556.71	\$123,852.00
Total	\$300.70	\$88,725.79

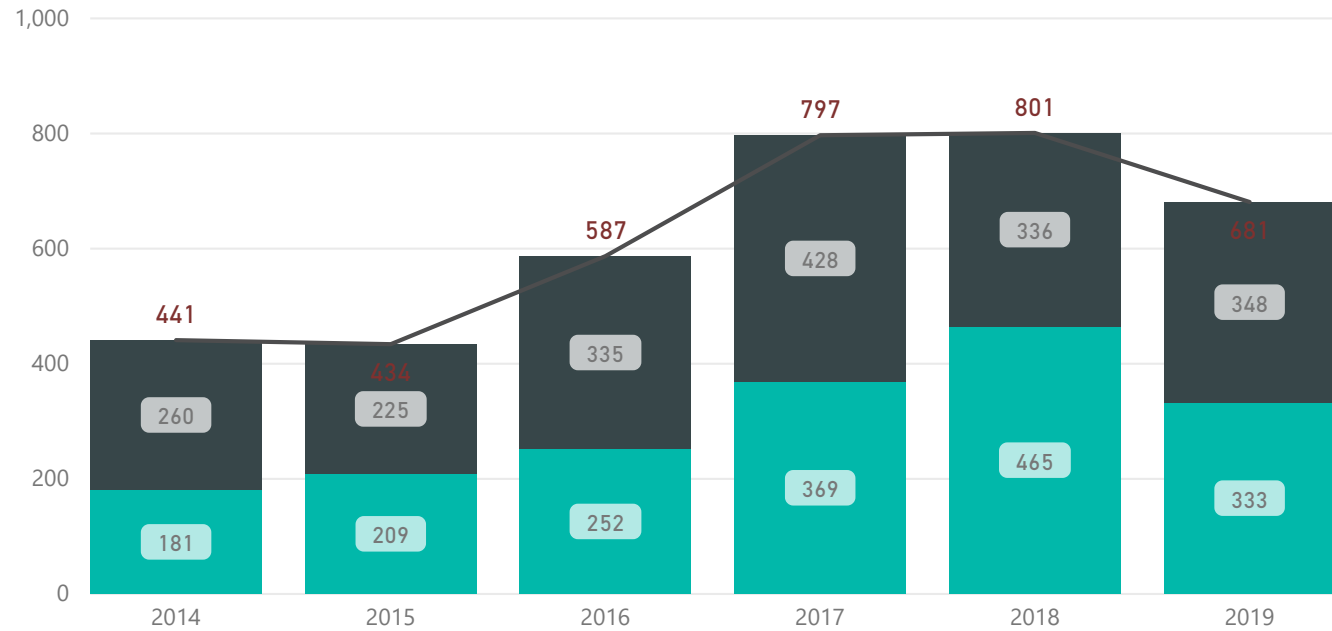
NEW BUILDING PERMIT FEES

issue month ● 1 ● 2 ● Fee Collected



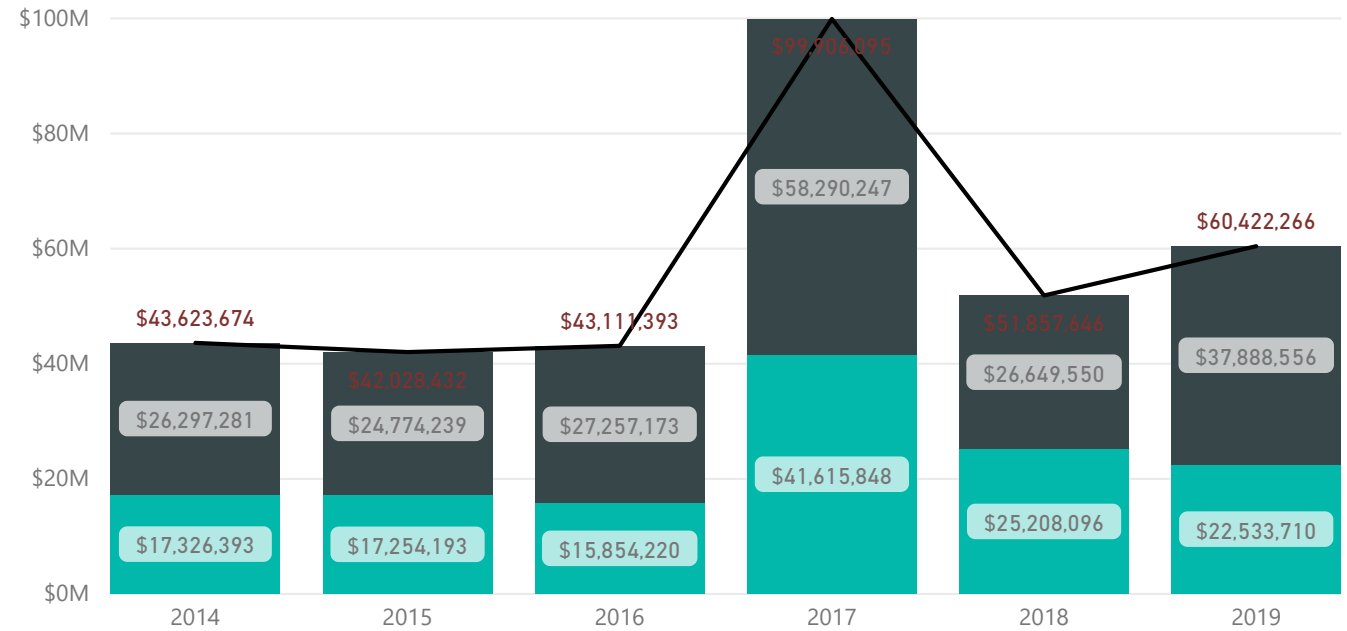
NEW BUILDING PERMITS

issue month ● 1 ● 2 ● Count of Permit



NEW BUILDING VALUATIONS

issue month ● 1 ● 2 ● Valuation



Professional Permits

CalendarYear issue month

RIGHT-OF-WAY (ROW)

Type	Permit Description	Permits	Fee Collected
500	RES DRIVEWAY & SIDEWALK	101	\$5,250.00
501	COMM DRIVEWAY & SIDEWALK	3	\$600.00
502	RES IRRIGATION ROW	14	\$700.00
502P	*PENALTY - RES IRRIGATION ROW	1	\$75.00
511	STREET CUT R.O.W. ENG	90	\$750.00
511B	STREET CUT R.O.W. BLDG	7	\$2,050.00
Total		216	\$9,425.00

DEMOLITIONS

Type	Permit Description	Permits	Fee Collected
645	DEMO SINGLE FAM ATCH/DETACH	14	\$700.00
649	DEMO COMMERCIAL BLDG	5	\$200.00
Total		19	\$900.00

ELECTRICAL

Type	Permit Description	Permits	Fee Collected
700	EL-TEMPORARY	16	\$812.00
701	EL-RESIDENTIAL	146	\$15,947.00
702	EL-COMMERCIAL	43	\$6,136.50
703	EL-RECON/RELOCATE	8	\$250.00
705	EL-METER UPGRADE	9	\$495.00
706	EL-MOBILE HOME	1	\$62.00
Total		223	\$23,702.50

PLUMBING

Type	Permit Description	Permits	Fee Collected
800	PL-RESIDENTIAL	137	\$18,448.00
801	PL-COMMERCIAL	38	\$4,735.00
804	PL-IRRIGATION RESIDENTIAL	37	\$2,884.00
804P	*PENALTY - PL-IRRIGATION RESIDENTIAL	2	\$157.50
805	PL-IRRIGATION COMMERCIAL	3	\$381.00
Total		217	\$26,605.50

MECHANICAL

Type	Permit Description	Permits	Fee Collected
900	ML-RESIDENTIAL	93	\$10,564.00
901	ML-COMMERCIAL	18	\$3,072.00
902	ML-CHANGE OUT	5	\$656.00
Total		116	\$14,292.00

PROFESSIONAL PERMITS (BY MONTH)

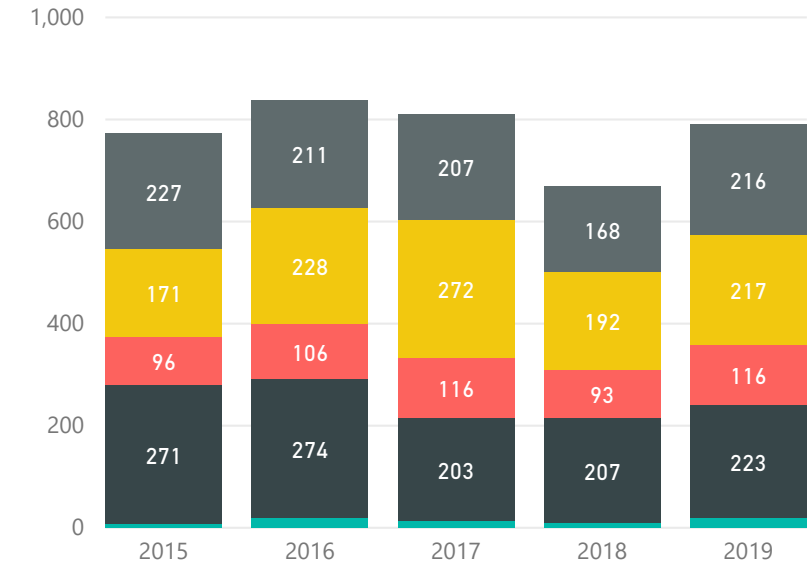
Month	CalendarYear	Count of Permit	Fee Collected
February	2017	811	\$86,805.50
February	2018	669	\$65,456.00
February	2019	791	\$74,925.00

PROFESSIONAL PERMITS (YEAR TO DATE)

CalendarYear	Count of Permit	Fee Collected
2017	1488	\$159,002.50
2018	1375	\$143,619.00
2019	1677	\$162,655.50

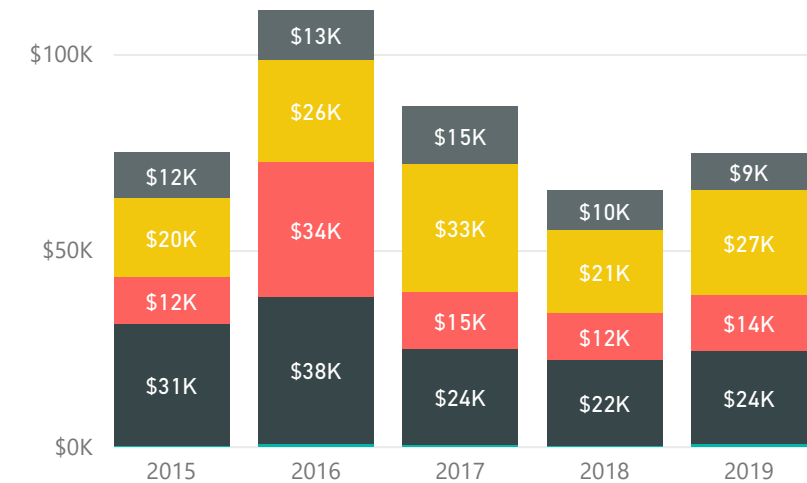
Professional Permits by Year for this Month

Demolition Electrical Mechanical Plumbing Right-of-Way



Professional Permit Fees Collected by Year for this Month

Demolition Electrical Mechanical Plumbing Right-of-Way



issue ...



Other Permits & Totals

CalendarYear issue month

VENDOR

Type	Permit Description	Permits	Fee Collected
972	VNDR SEA PERMIT/ VALENTINES	45	\$2,250.00
973	VNDR SEA PERMIT/ EASTER	4	\$200.00
976	VNDR SEA PERMIT/ VETERANS DAY	1	\$50.00
Total		50	\$2,500.00

OTHER

Type	Permit Description	Permits	Fee Collected
321	PRKNG/PAVING	3	\$1,816.00
328	SIGN PERMIT	41	\$2,947.08
328P	*PENALTY - SIGN PERMIT	1	\$102.60
332	TOWER PERMIT	4	\$276.00
915	NEW BUSINESS	52	\$2,600.00
920	NEIGHBORHOOD ENPOWERMENT ZNE R	2	\$428.00
960	AMUSEMENT PERMIT	3	\$265,650.00
985	GARAGE SALE PERMIT	201	\$3,015.00
BCOM	BUILDING COMPLAINT	26	\$0.00
Total		333	\$276,834.68

OTHER PERMITS (BY MONTH)

Month	CalendarYear	Count of Permit	Fee Collected
February	2017	459	\$254,990.90
February	2018	401	\$185,035.14
February	2019	383	\$279,334.68

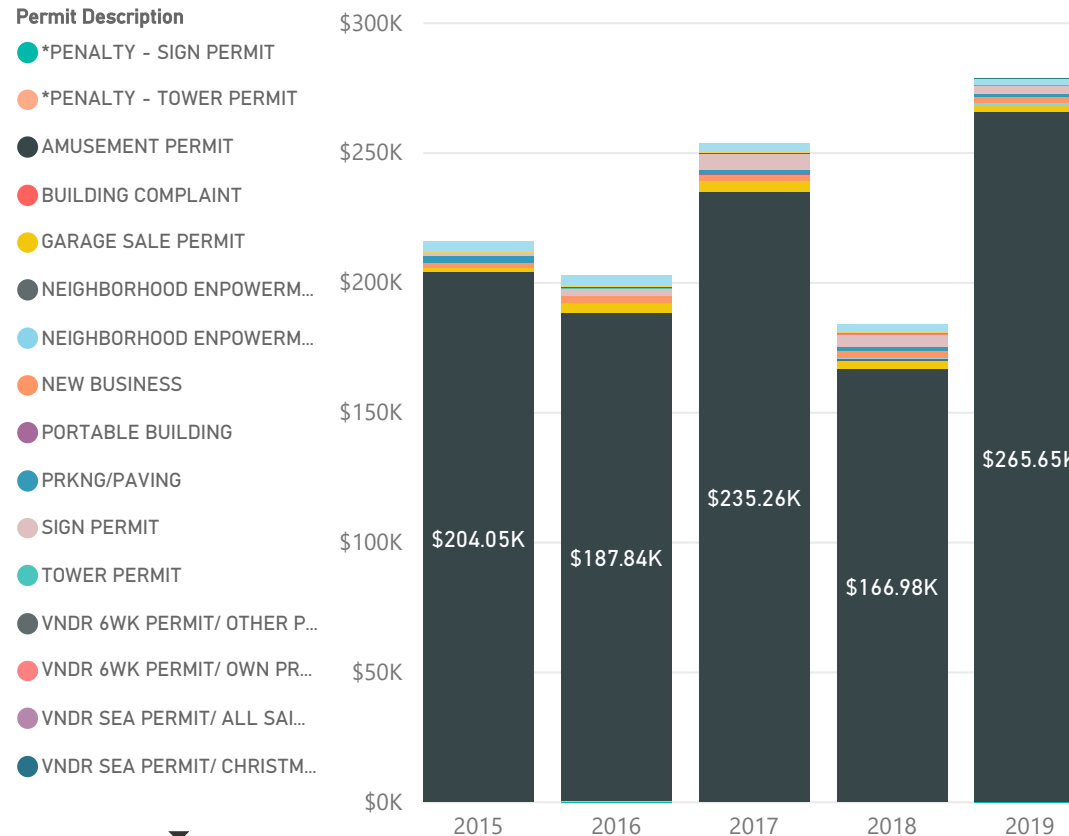
OTHER PERMITS (YEAR TO DATE)

CalendarYear	Count of Permit	Fee Collected	ValueNum
2017	825	\$598,272.90	\$1,063,254
2018	680	\$308,123.10	\$856,840
2019	657	\$467,774.15	\$559,335

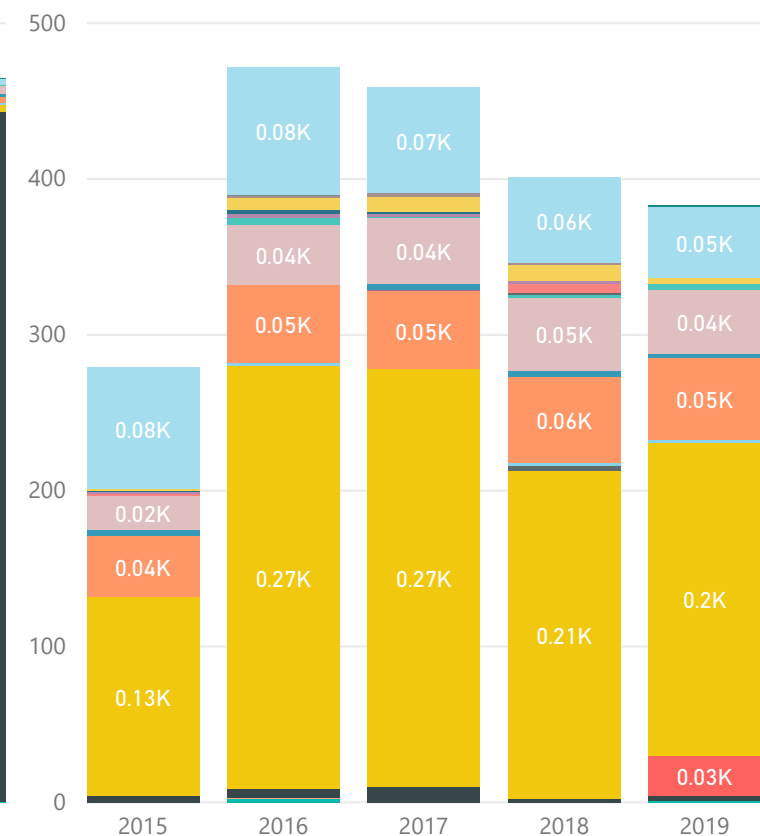
issue ...



Other Permit Fees for Month



Other Permit Count for Month



TOTAL PERMIT CHARTS - PERMITS, FEES, VALUATION - MONTH

issue month

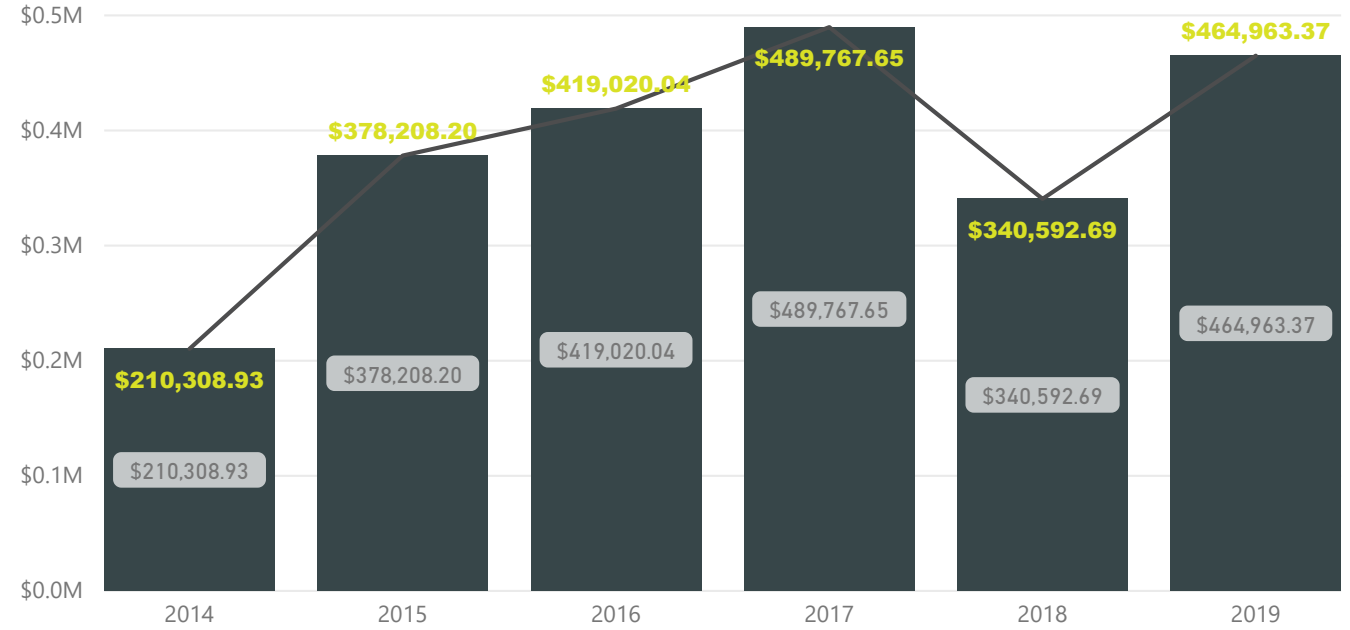
2

TOTAL PERMITS (BY MONTH)

Month	Calendar Year	Permits	Fees Collected	Valuation
February	2017	1698	\$489,767.65	\$59,225,501
February	2018	1406	\$340,592.69	\$27,335,890
February	2019	1522	\$464,963.37	\$38,337,891

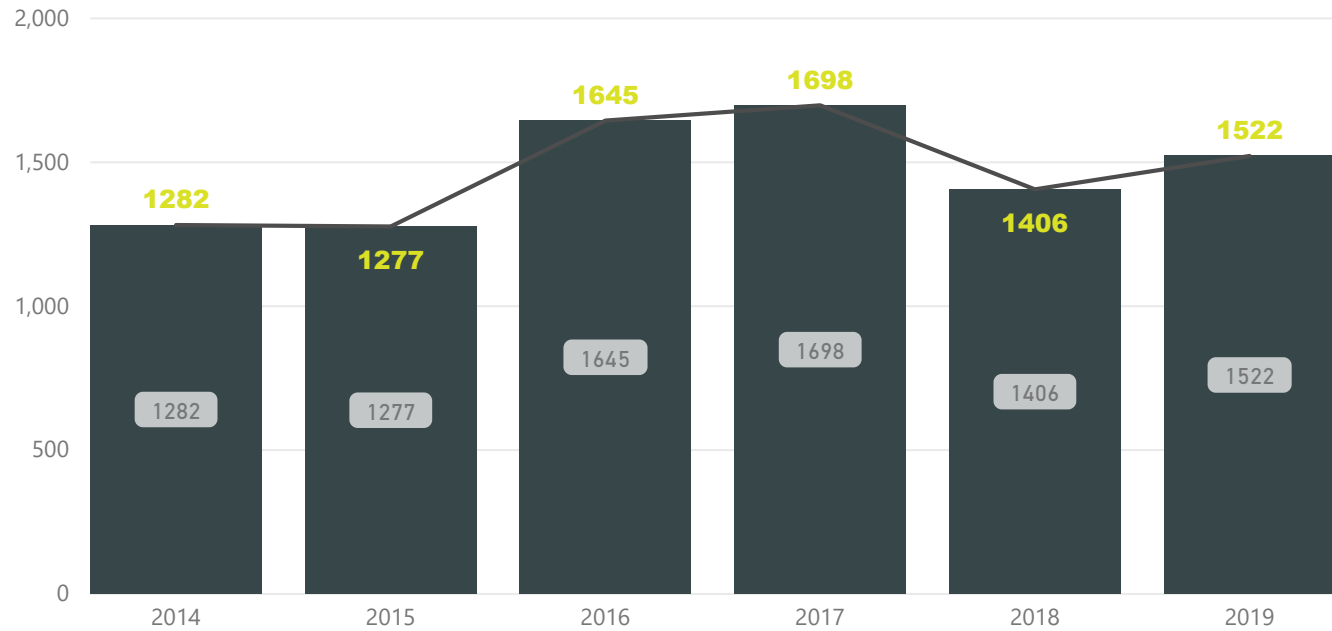
TOTAL PERMIT FEES

issue month ● 2 ● Fee Collected



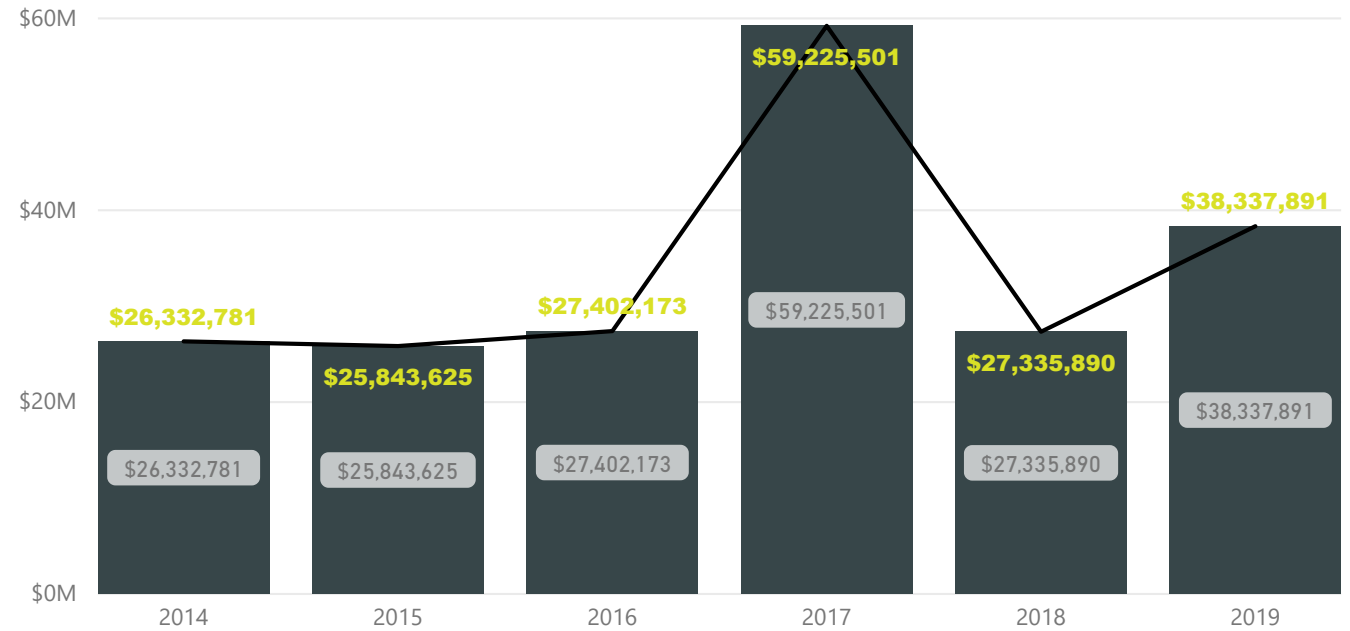
TOTAL PERMITS

issue month ● 2 ● Count of Permit



TOTAL VALUATIONS

issue month ● 2 ● Valuation



TOTAL PERMIT CHARTS - PERMITS, FEES, VALUATION - YEAR TO DATE

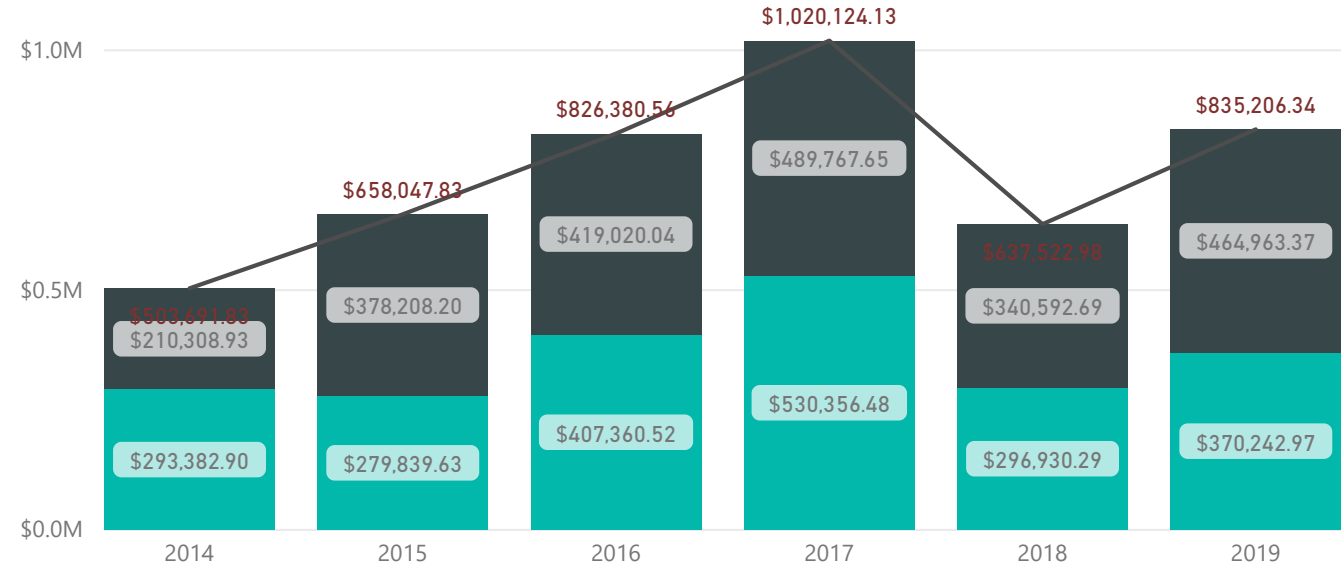
1 2

TOTAL PERMITS (YEAR TO DATE)

Calendar Year	Permits	Fees Collected	Valuation
2017	3110	\$1,020,124.13	\$100,969,349
2018	2856	\$637,522.98	\$52,714,486
2019	3015	\$835,206.34	\$60,981,601

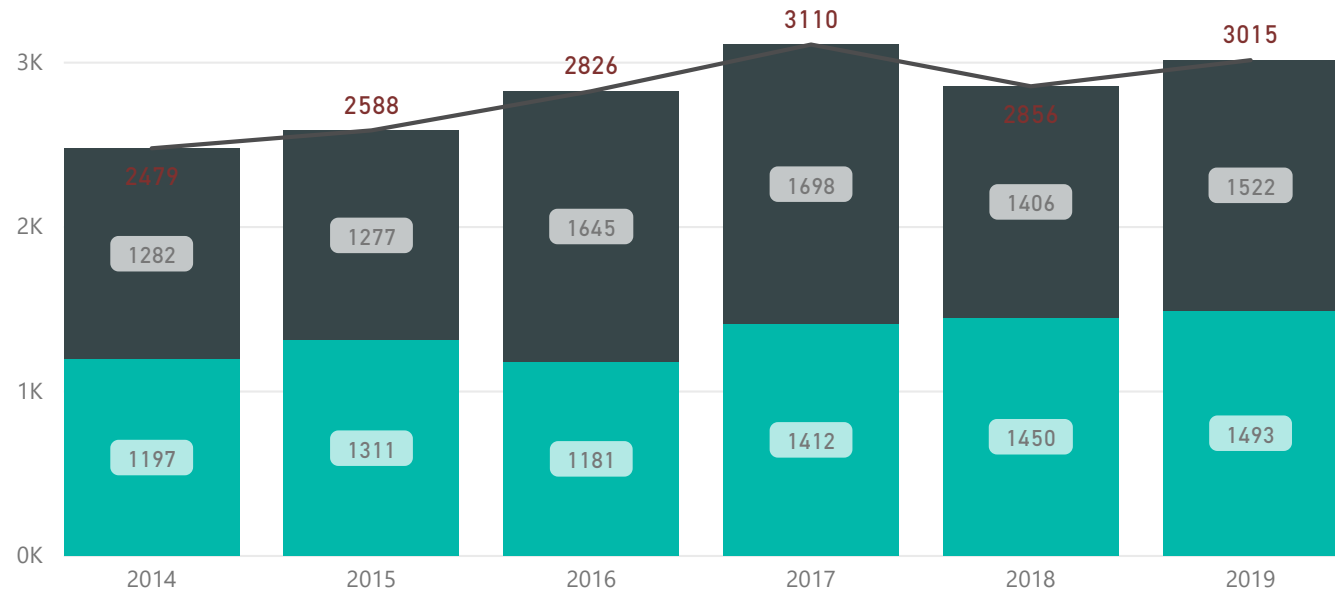
TOTAL PERMIT FEES

issue month ● 1 ● 2 ● Fee Collected



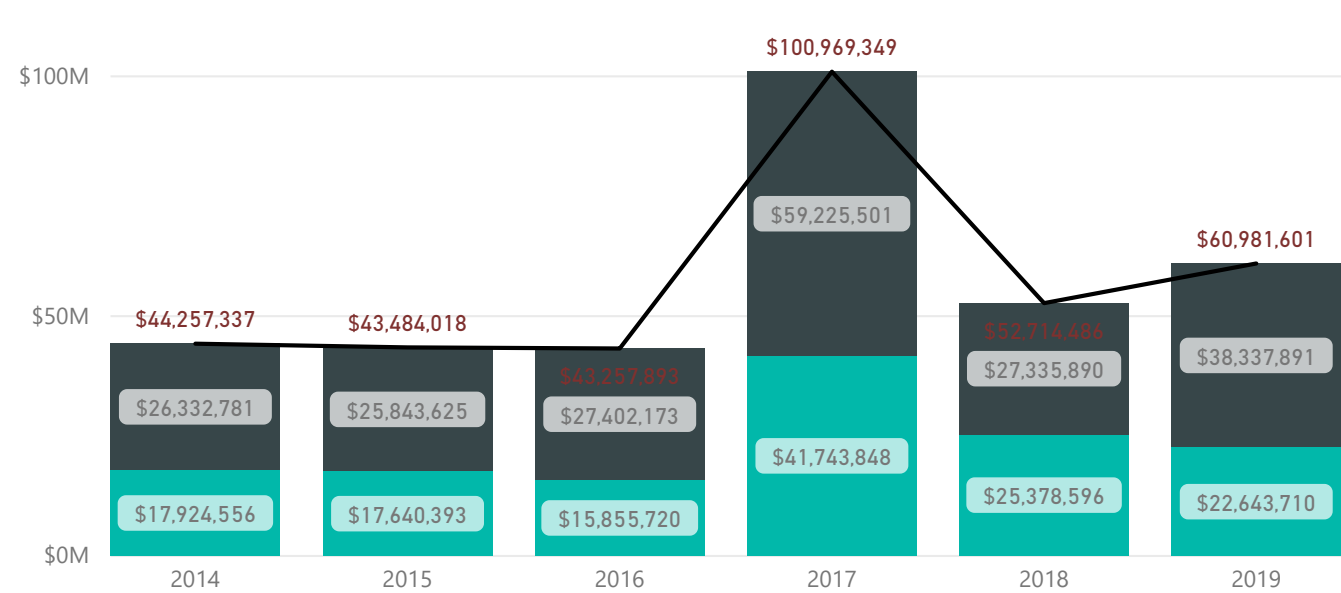
TOTAL PERMITS

issue month ● 1 ● 2 ● Count of Permit



TOTAL VALUATIONS

issue month ● 1 ● 2 ● Valuation



Top Projects

CalendarYear ∨

issue month

2019 ∨

2 ∨

ValueNum	Permit	Permit Description	issue date	Address	Description
\$11,240,362	19-00000940	INDUSTRIAL / WAREHOUSE	2/15/2019		
\$5,100,000	18-00012890	HOSPITAL & INSTITUTIONAL	2/25/2019		
\$1,250,000	18-00016124	STORES & RETAIL	2/5/2019		
\$17,590,362					