

March 2019

2019 Monthly Permit Reports

Building Development Services
Department

1120 San Bernardo Ave

Laredo, Texas 78040

956.794.1625

Acting Director: Victor Linares, PE



Building Permits (New Construction)

CalendarYear issue month

HOUSEKEEPING BUILDING

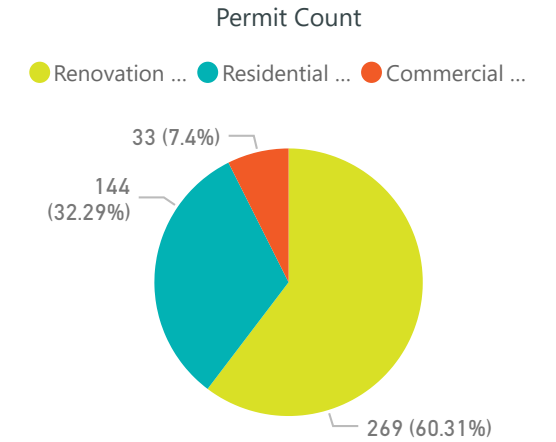
Type	Permit Description	Permits	Fee Collected	Valuation
101	SINGLE FAMILY DETACHED	109	\$73,672.50	\$15,832,084
103	2 FAMILY BLDG DUPLEX	13	\$976.00	\$838,966
104	3 & 4 FAMILY BLDG MULTI	1	\$1,455.00	\$405,000
105	5 OR MORE FAMILY BLDG	9	\$11,438.50	\$6,091,697
106	REINSTALLATION PERMIT	5	\$250.00	\$0
107	INSTALLATION PERMIT	7	\$250.00	\$0
Total		144	\$88,042.00	\$23,167,747

ADDITIONS, ALTERNATIONS & CONVERSION

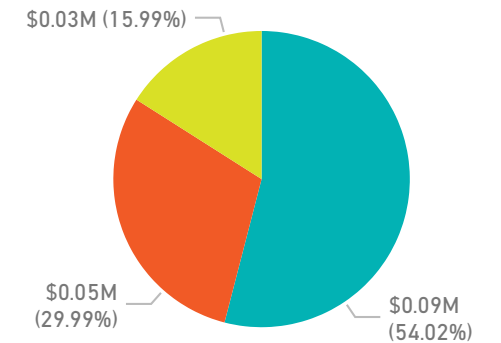
Type	Permit Description	Permits	Fee Collected	Valuation
434	RES PORCH, CARPORT & ADDITION	34	\$3,268.50	\$440,177
434P	*PENALTY - RES PORCH, CARPORT & ADDITION	2	\$93.00	\$0
435	BLOCK FENCE-REMODEL-REROOF	170	\$9,391.00	\$1,039,611
435P	*PENALTY - BLOCK FENCE-REMODEL-REROOF	3	\$279.75	\$0
437	NON RESD & NON HOUSE KEEPING	16	\$5,815.00	\$1,564,620
438	ADDS RES STORAGE, & PALAP	13	\$660.00	\$72,831
438P	*PENALTY - ADDS RES STORAGE, & PALAP	4	\$268.50	\$0
439	SWIMMING POOL	10	\$1,329.00	\$193,300
439P	*PENALTY - SWIMMING POOL	1	\$88.50	\$0
440	REMODELING RESIDENTIAL	16	\$4,865.50	\$2,887,559
Total		269	\$26,058.75	\$6,198,098

NEW NON-RESIDENTIAL BUILDING

Type	Permit Description	Permits	Fee Collected	Valuation
318	AMUSEMENT,RECEPTION, RECREATIO	4	\$3,973.50	\$1,679,305
318P	*PENALTY - AMUSEMENT,RECEPTION, RECREATIO	1	\$3,330.00	\$0
320	INDUSTRIAL / WAREHOUSE	4	\$15,102.00	\$11,196,761
324	OFFICES, BANKS	10	\$8,397.50	\$2,974,114
324P	*PENALTY - OFFICES, BANKS	3	\$2,616.00	\$0
326	SCHOOLS & OTHER EDUCATIONAL	1	\$4,127.25	\$2,503,000
327	STORES & RETAIL	6	\$7,987.40	\$2,857,000
331	RESTAURANT	4	\$3,331.98	\$790,000
Total		33	\$48,865.63	\$22,000,180



Permit Fees Collected



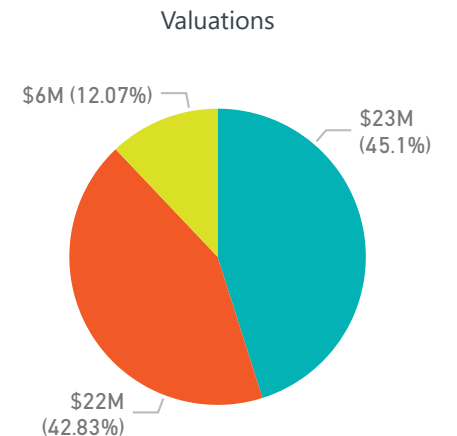
BUILDING PERMITS (BY MONTH)

Month	CalendarYear	Count of Permit	Fee Collected	ValueNum
March	2017	595	\$128,378.34	\$33,671,554
March	2018	495	\$109,873.51	\$26,653,614
March	2019	446	\$162,966.38	\$51,366,025

BUILDING PERMITS (YEAR TO DATE)

CalendarYear	Count of Permit	Fee Collected	ValueNum
2017	1392	\$391,227.07	\$133,577,649
2018	1296	\$295,654.39	\$78,511,260
2019	1127	\$367,743.07	\$111,788,291

issue month



BUILDING PERMIT (NEW CONSTRUCTION) - CHARTS - PERMITS, FEES, VALUATION

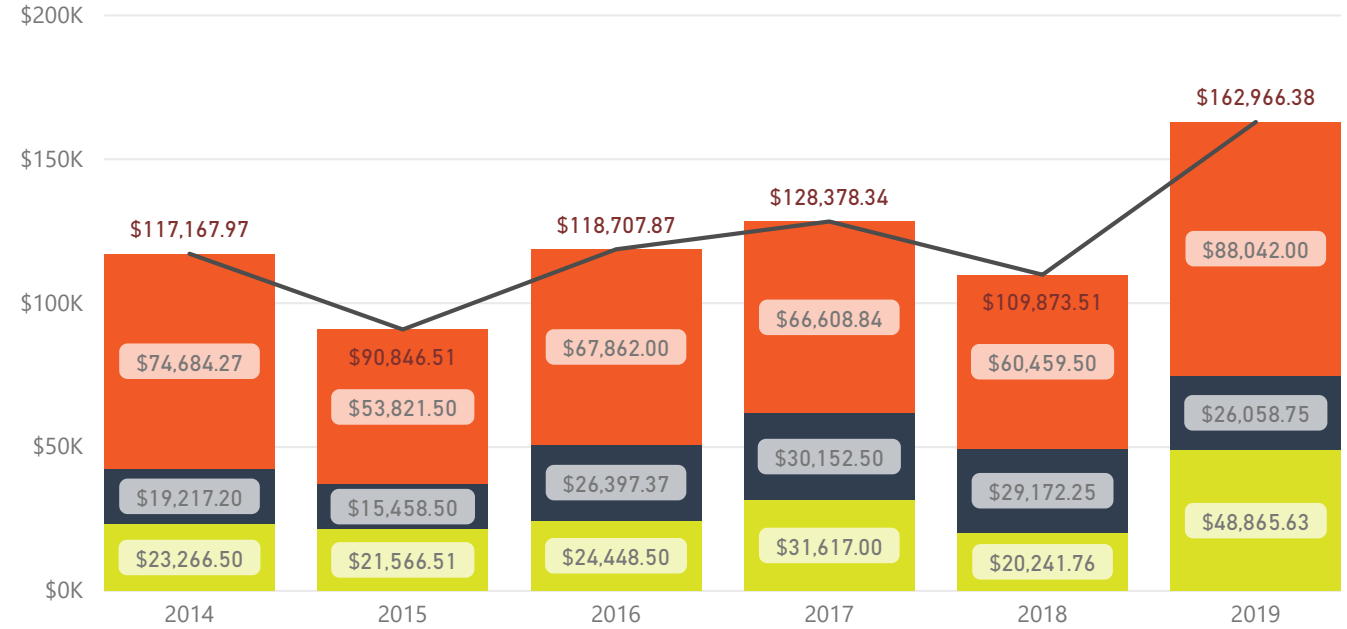
issue month

3

Permit-Type	Average of Fee Collected	Average of Valuation
Commercial Construction	\$1,480.78	\$666,672.12
Renovation & Additions	\$96.87	\$23,041.26
Residential Construction	\$611.40	\$160,887.13
Total	\$365.40	\$115,170.46

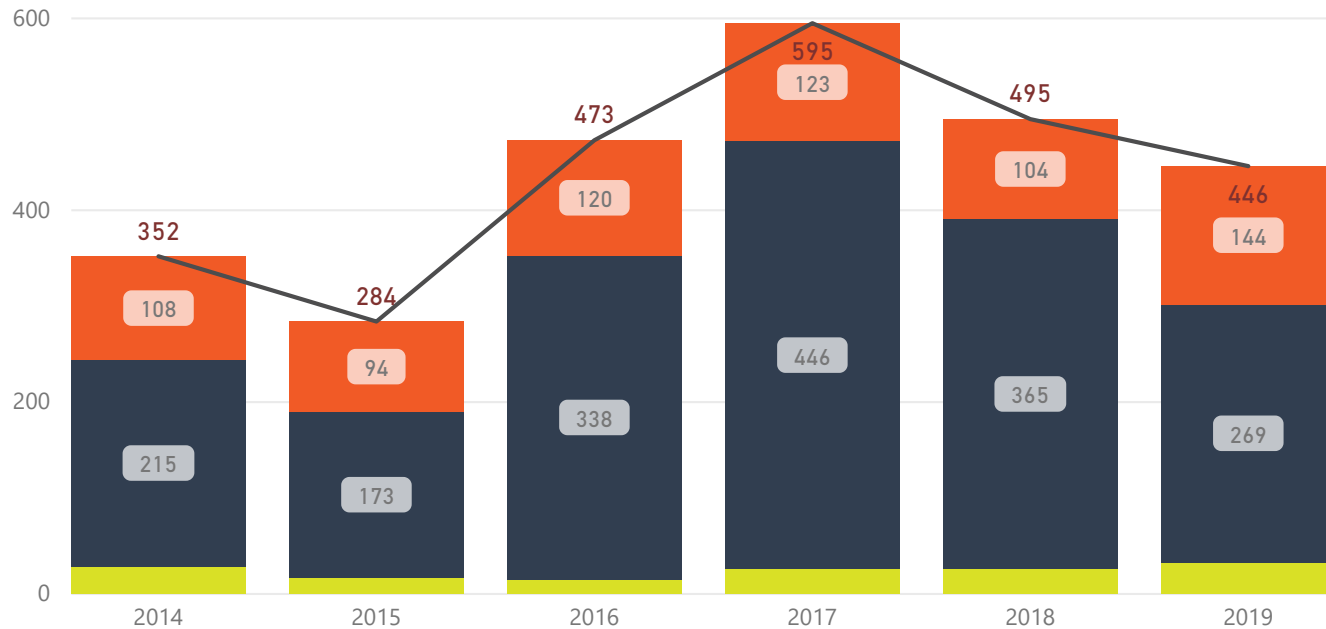
NEW BUILDING PERMIT FEES

Permit-Type ● Commercial Construction ● Renovation & Additions ● Residential Construction ● Fee Collected



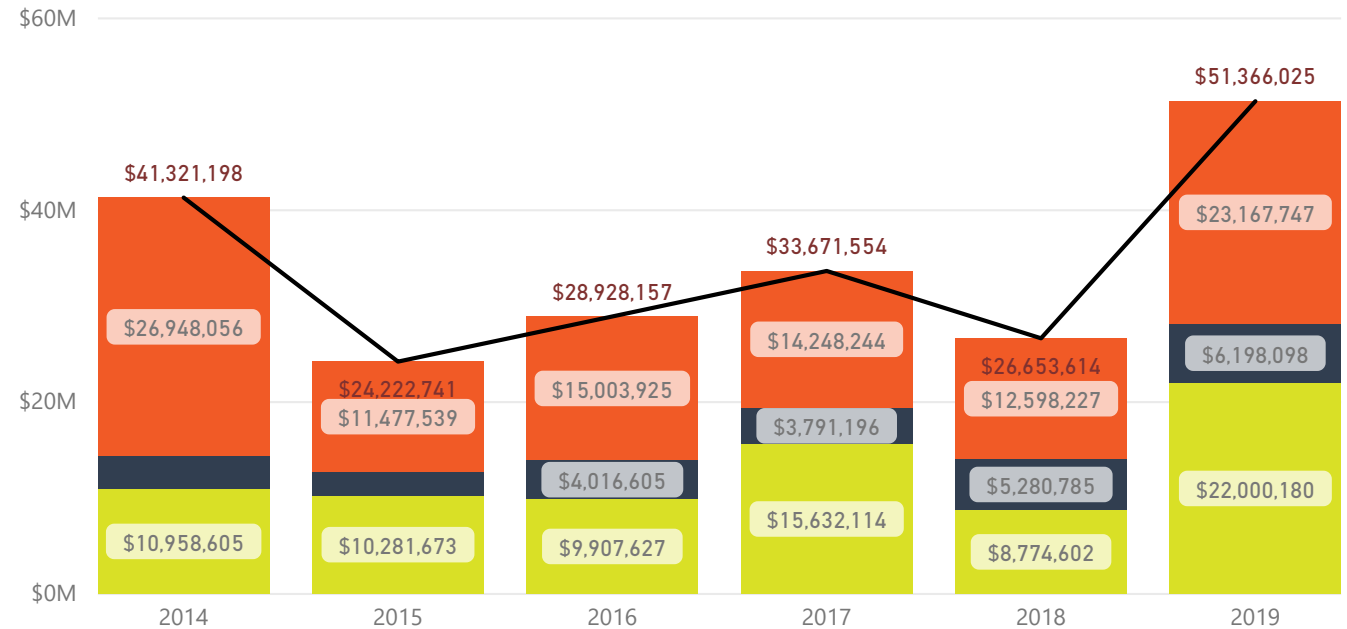
NEW BUILDING PERMITS

Permit-Type ● Commercial Construction ● Renovation & Additions ● Residential Construction ● Count of Permit



NEW BUILDING VALUATIONS

Permit-Type ● Commercial Construction ● Renovation & Additions ● Residential Construction ● Valuation



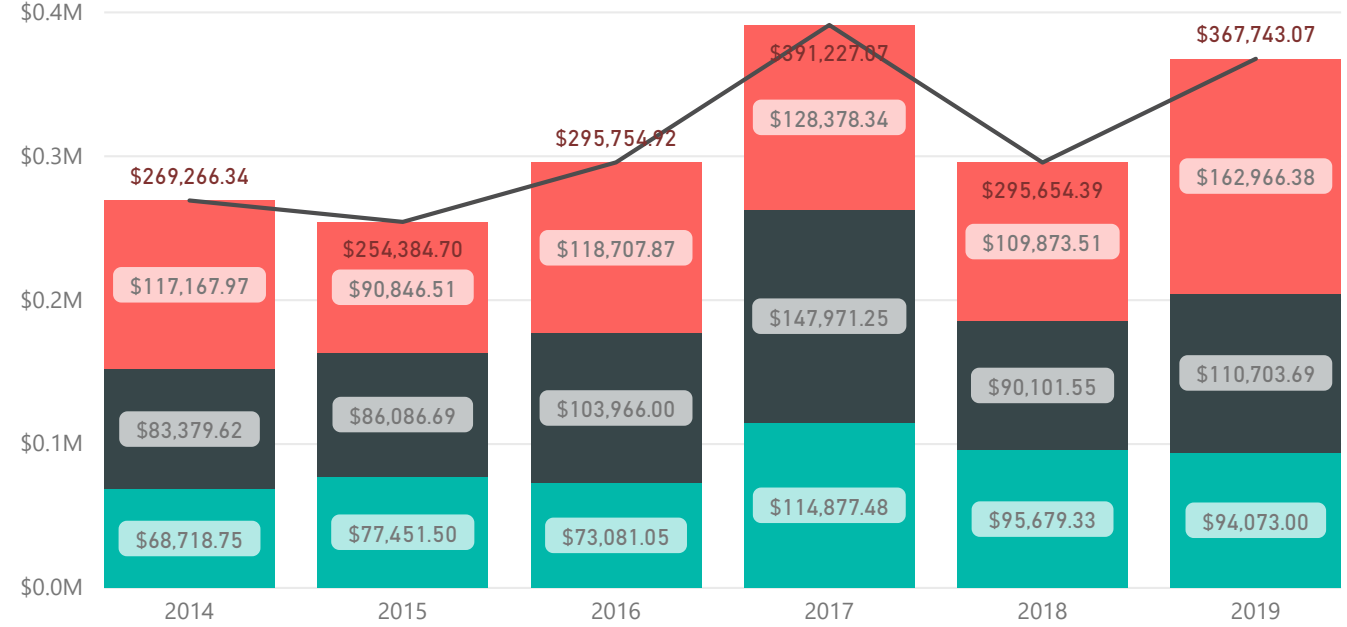
BUILDING PERMIT (NEW CONSTRUCTION) - CHARTS - PERMITS, FEES, VALUATION - YEAR TO DATE

1 3

Permit-Type	Average of Fee Collected	Average of Valuation
Commercial Construction	\$1,269.09	\$644,938.47
Renovation & Additions	\$87.40	\$16,182.72
Residential Construction	\$578.71	\$138,748.82
Total	\$326.30	\$99,191.03

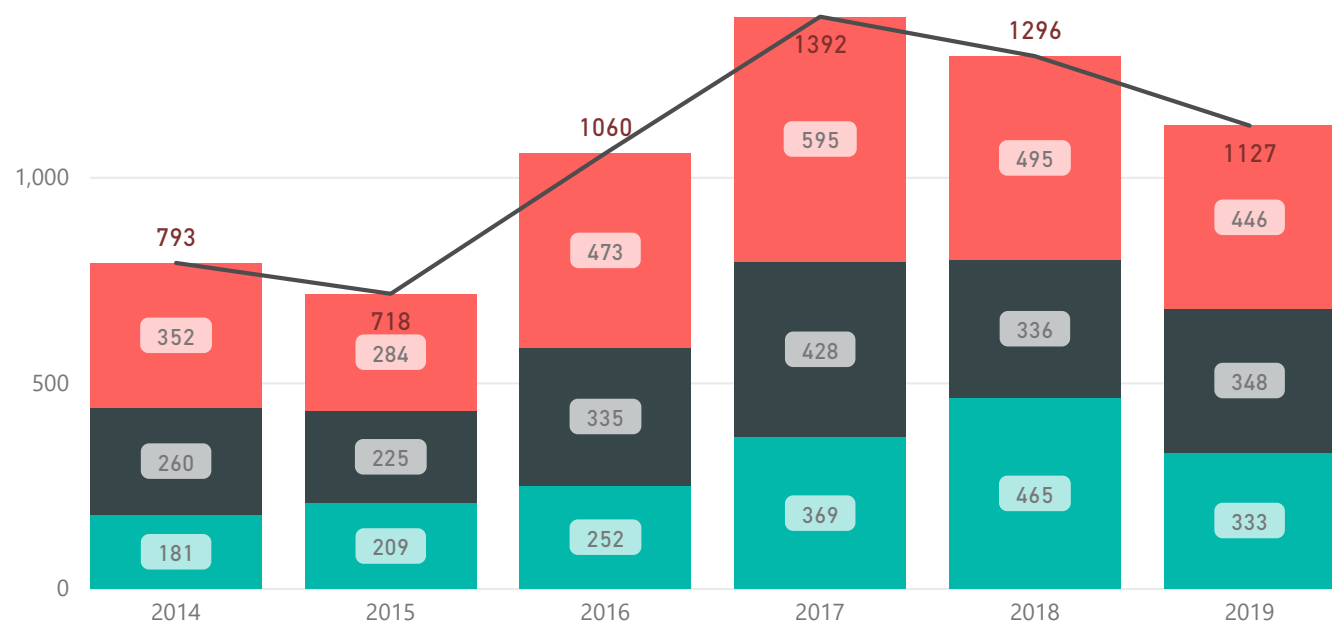
NEW BUILDING PERMIT FEES

issue month 1 2 3 Fee Collected



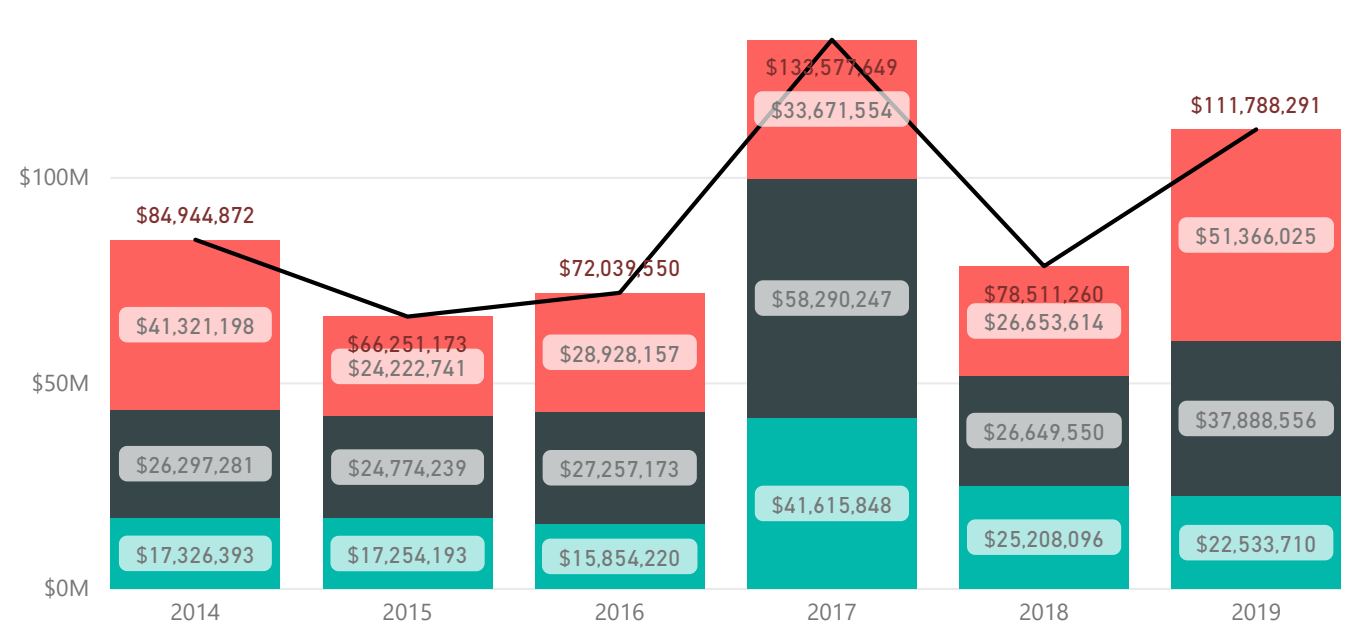
NEW BUILDING PERMITS

issue month 1 2 3 Count of Permit



NEW BUILDING VALUATIONS

issue month 1 2 3 Valuation



Professional Permits

CalendarYear issue month

RIGHT-OF-WAY (ROW)

Type	Permit Description	Permits	Fee Collected
500	RES DRIVEWAY & SIDEWALK	109	\$4,900.00
501	COMM DRIVEWAY & SIDEWALK	7	\$850.00
502	RES IRRIGATION ROW	7	\$350.00
503	COMM IRRIGATION ROW	1	\$250.00
511	STREET CUT R.O.W. ENG	38	\$1,100.00
511B	STREET CUT R.O.W. BLDG	16	\$5,150.00
Total		178	\$12,600.00

DEMOLITIONS

Type	Permit Description	Permits	Fee Collected
645	DEMO SINGLE FAM ATCH/DETACH	21	\$950.00
649	DEMO COMMERCIAL BLDG	4	\$200.00
Total		25	\$1,150.00

ELECTRICAL

Type	Permit Description	Permits	Fee Collected
700	EL-TEMPORARY	21	\$1,004.50
701	EL-RESIDENTIAL	191	\$21,161.00
702	EL-COMMERCIAL	44	\$11,711.50
703	EL-RECON/RELOCATE	17	\$675.00
705	EL-METER UPGRADE	8	\$426.00
706	EL-MOBILE HOME	2	\$100.00
Total		283	\$35,078.00

PLUMBING

Type	Permit Description	Permits	Fee Collected
800	PL-RESIDENTIAL	176	\$22,767.00
800P	*PENALTY - PL-RESIDENTIAL	1	\$90.00
801	PL-COMMERCIAL	48	\$8,450.00
804	PL-IRRIGATION RESIDENTIAL	34	\$2,491.00
805	PL-IRRIGATION COMMERCIAL	3	\$490.00
Total		262	\$34,288.00

MECHANICAL

Type	Permit Description	Permits	Fee Collected
900	ML-RESIDENTIAL	123	\$13,996.00
901	ML-COMMERCIAL	19	\$3,672.00
902	ML-CHANGE OUT	8	\$1,032.00
Total		150	\$18,700.00

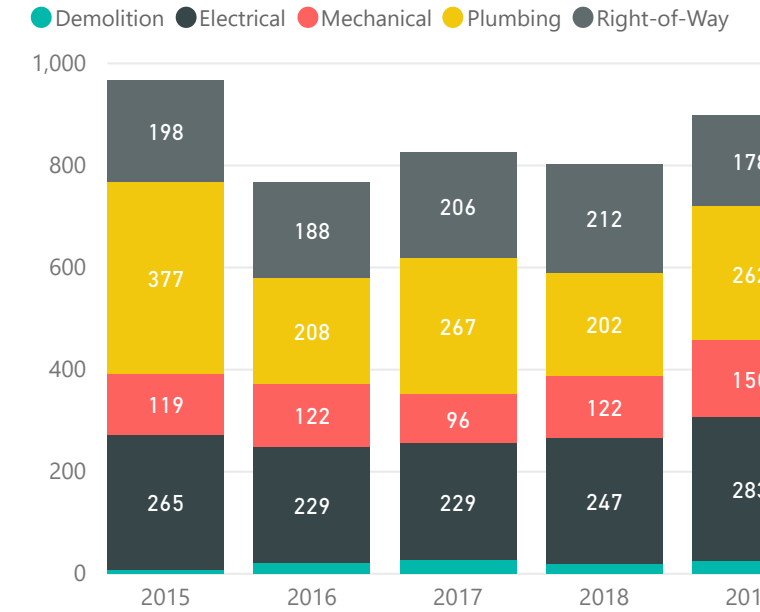
PROFESSIONAL PERMITS (BY MONTH)

Month	CalendarYear	Count of Permit	Fee Collected
March	2017	825	\$104,640.00
March	2018	803	\$80,235.00
March	2019	898	\$101,816.00

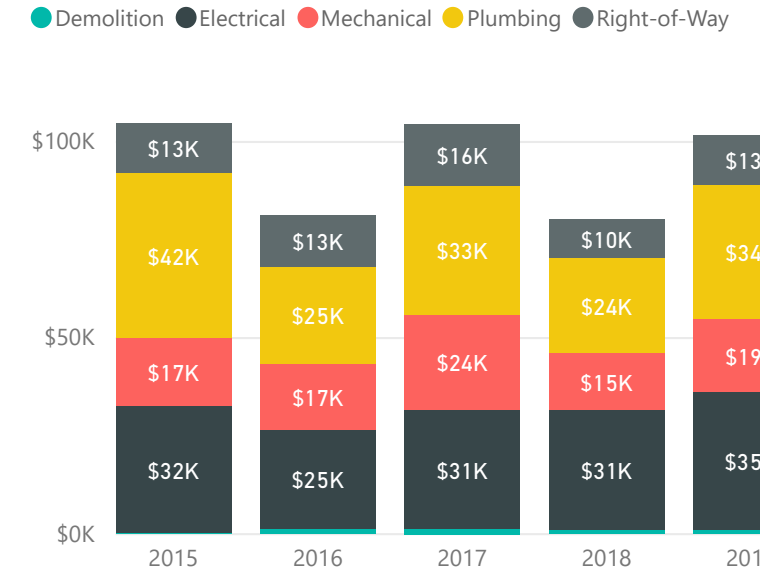
PROFESSIONAL PERMITS (YEAR TO DATE)

CalendarYear	Count of Permit	Fee Collected
2017	2313	\$263,642.50
2018	2178	\$223,854.00
2019	2575	\$264,471.50

Professional Permits by Year for this Month



Professional Permit Fees Collected by Year for this Month



issue ...



Other Permits & Totals

CalendarYear issue month

VENDOR

Type	Permit Description	Permits	Fee Collected
970	VNDR 6WK PERMIT/ OWN PROPERTY	2	\$200.00
999	VNDR SEA PERMIT/ RELOC/RENEW	2	\$30.00
Total		4	\$230.00

OTHER

Type	Permit Description	Permits	Fee Collected
321	PRKNG/PAVING	1	\$28.50
328	SIGN PERMIT	37	\$3,351.36
328P	*PENALTY - SIGN PERMIT	1	\$115.95
332	TOWER PERMIT	6	\$579.50
910	BP CO INSPECTION	1	\$0.00
915	NEW BUSINESS	47	\$2,350.00
920	NEIGHBORHOOD ENPOWERMENT ZNE R	1	\$100.00
921	NEIGHBORHOOD ENPOWERMENT ZNE C	1	\$1,000.00
960	AMUSEMENT PERMIT	3	\$191,100.00
985	GARAGE SALE PERMIT	366	\$5,490.00
BCOM	BUILDING COMPLAINT	39	\$0.00
Total		503	\$204,115.31

OTHER PERMITS (BY MONTH)

Month	CalendarYear	Count of Permit	Fee Collected
March	2017	504	\$213,028.34
March	2018	600	\$445,764.35
March	2019	507	\$204,345.31

OTHER PERMITS (YEAR TO DATE)

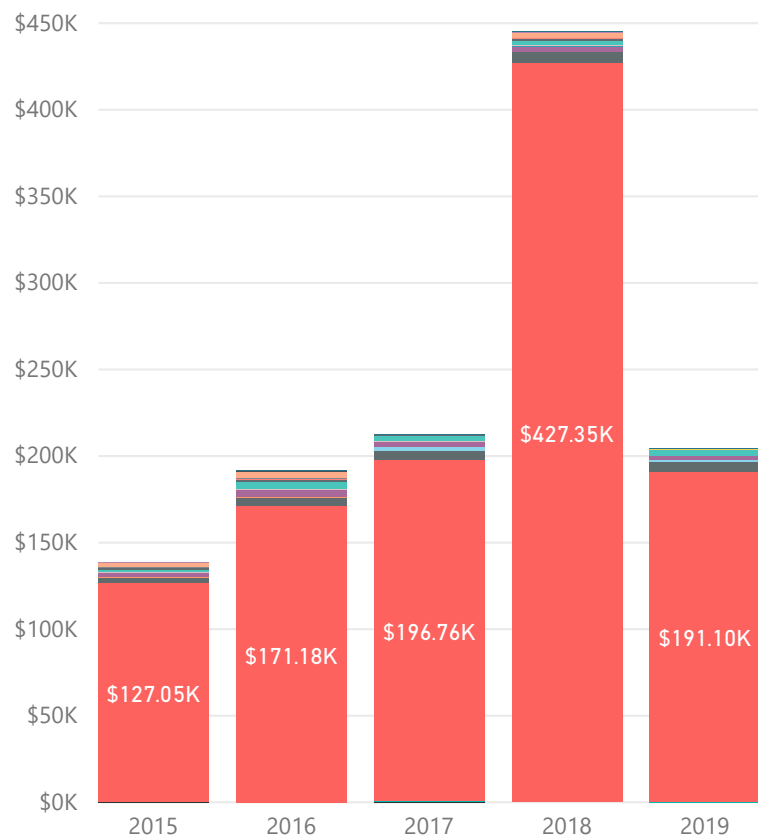
CalendarYear	Count of Permit	Fee Collected	ValueNum
2017	1329	\$811,301.24	\$1,186,695
2018	1280	\$753,887.45	\$1,300,340
2019	1164	\$672,119.46	\$645,819

issue ...

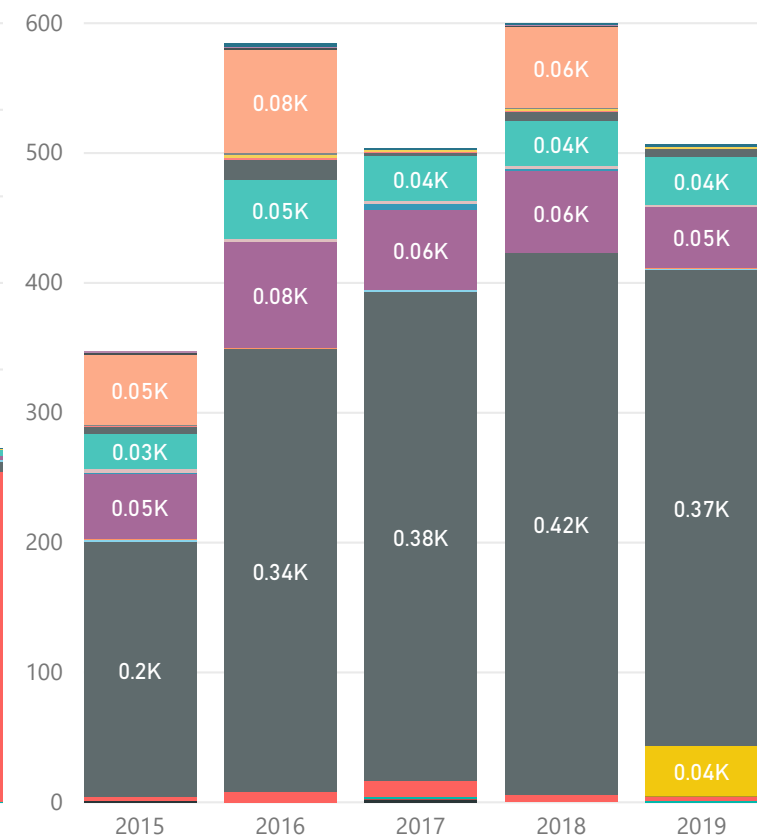


Other Permit Fees for Month

- *PENALTY - PORTABLE BUIL...
- *PENALTY - PRKNG/PAVING
- *PENALTY - SIGN PERMIT
- AMUSEMENT PERMIT
- BP CO INSPECTION
- BUILDING COMPLAINT
- GARAGE SALE PERMIT
- NEIGHBORHOOD ENPOWERM...
- NEIGHBORHOOD ENPOWERM...
- NEW BUSINESS
- PORTABLE BUILDING
- PRKNG/PAVING
- SIGN PERMIT
- TOWER PERMIT
- VNDR 6WK PERMIT/ OTHER P...
- VNDR 6WK PERMIT/ OWN PR...



Other Permit Count for Month



TOTAL PERMIT CHARTS - PERMITS, FEES, VALUATION - MONTH

issue month

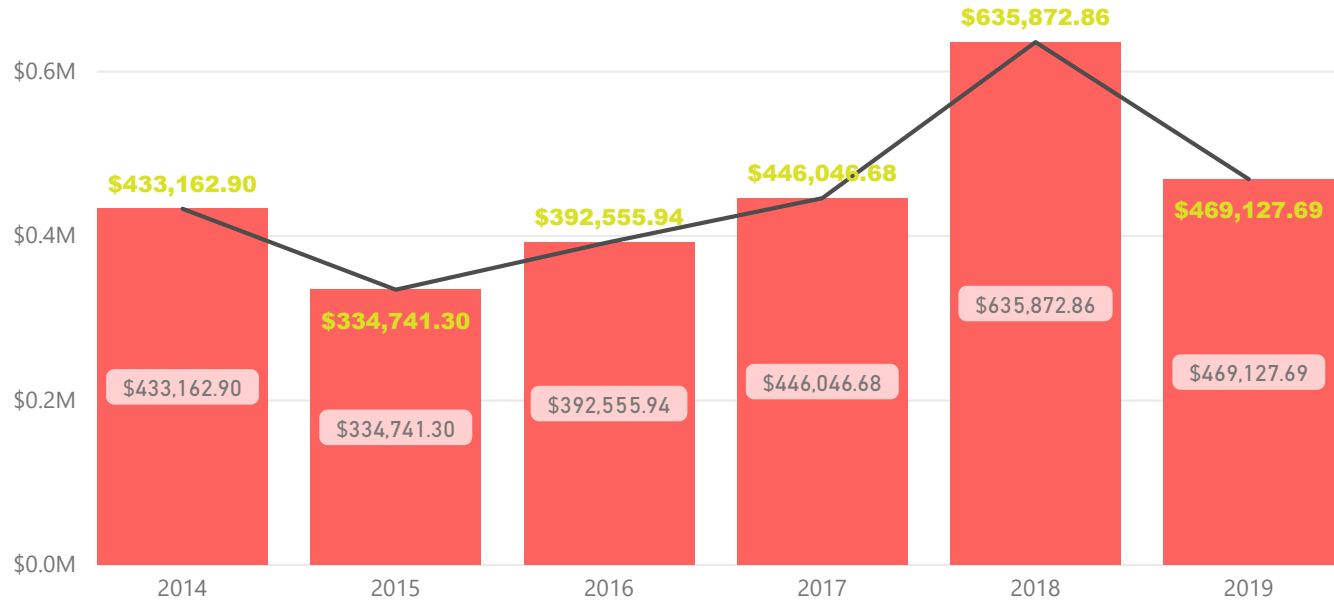
3

TOTAL PERMITS (BY MONTH)

Month	Calendar Year	Permits	Fees Collected	Valuation
March	2017	1924	\$446,046.68	\$33,794,995
March	2018	1898	\$635,872.86	\$27,097,114
March	2019	1851	\$469,127.69	\$51,452,509

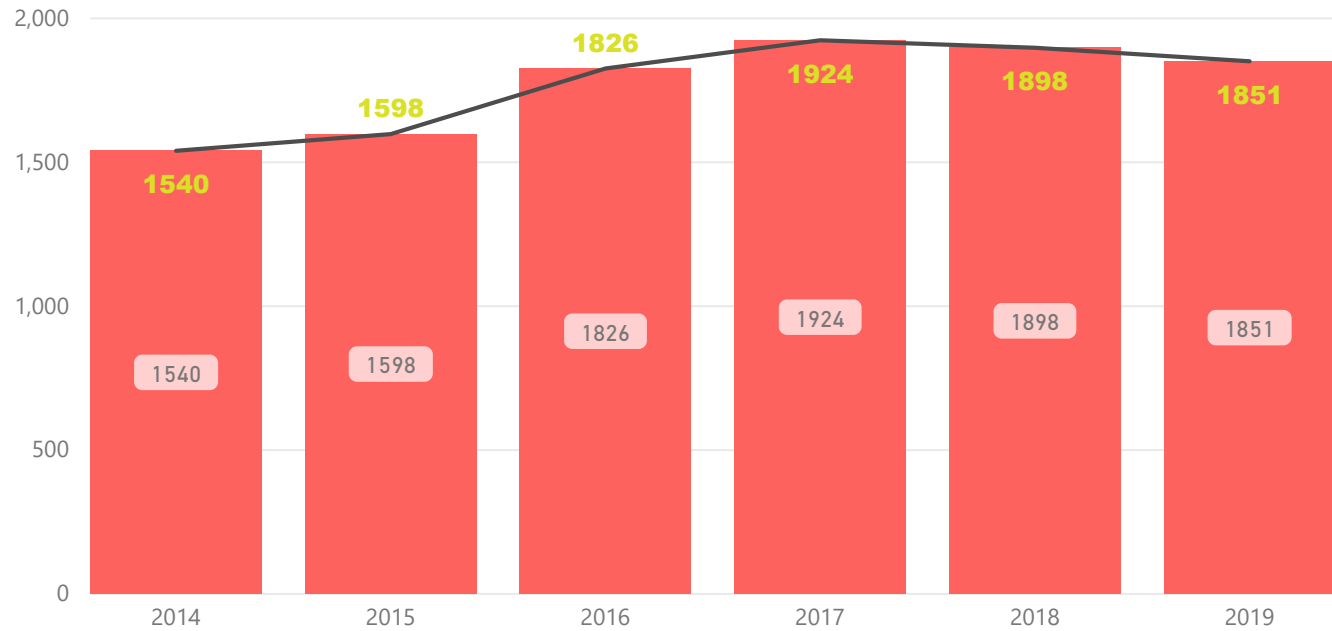
TOTAL PERMIT FEES

issue month ● 3 ● Fee Collected



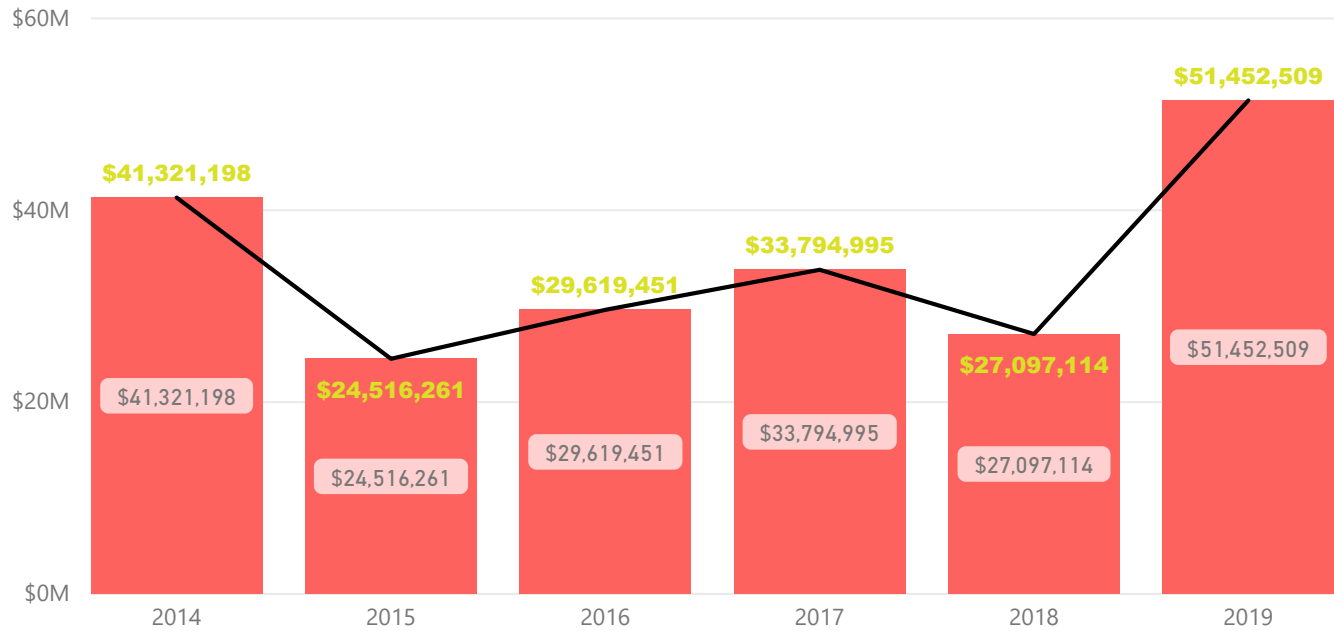
TOTAL PERMITS

issue month ● 3 ● Count of Permit



TOTAL VALUATIONS

issue month ● 3 ● Valuation



TOTAL PERMIT CHARTS - PERMITS, FEES, VALUATION - YEAR TO DATE

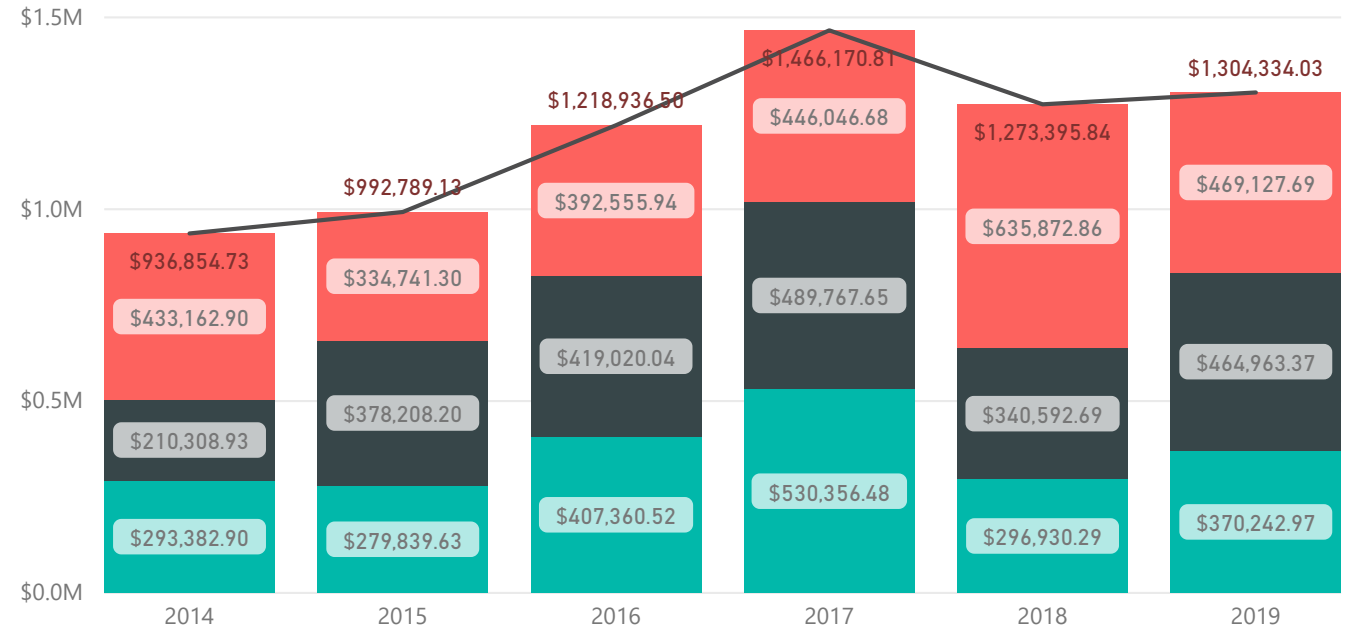
1 3

TOTAL PERMITS (YEAR TO DATE)

Calendar Year	Permits	Fees Collected	Valuation
2017	5034	\$1,466,170.81	\$134,764,344
2018	4754	\$1,273,395.84	\$79,811,600
2019	4866	\$1,304,334.03	\$112,434,110

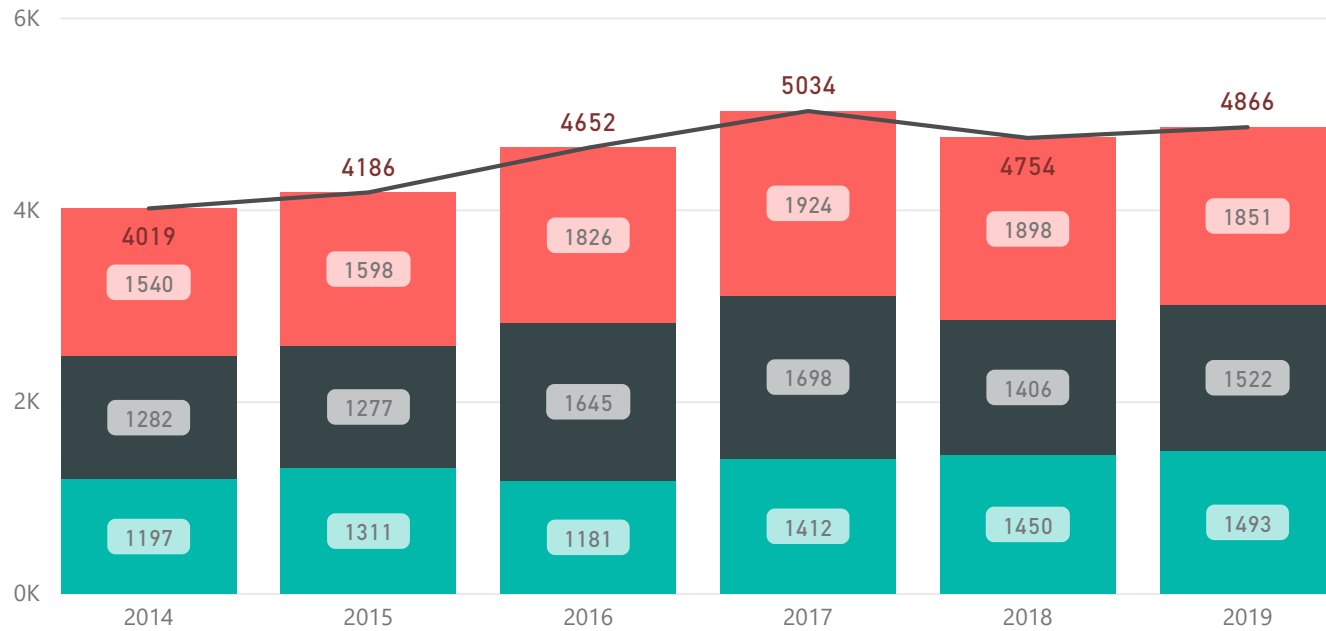
TOTAL PERMIT FEES

issue month 1 2 3 Fee Collected



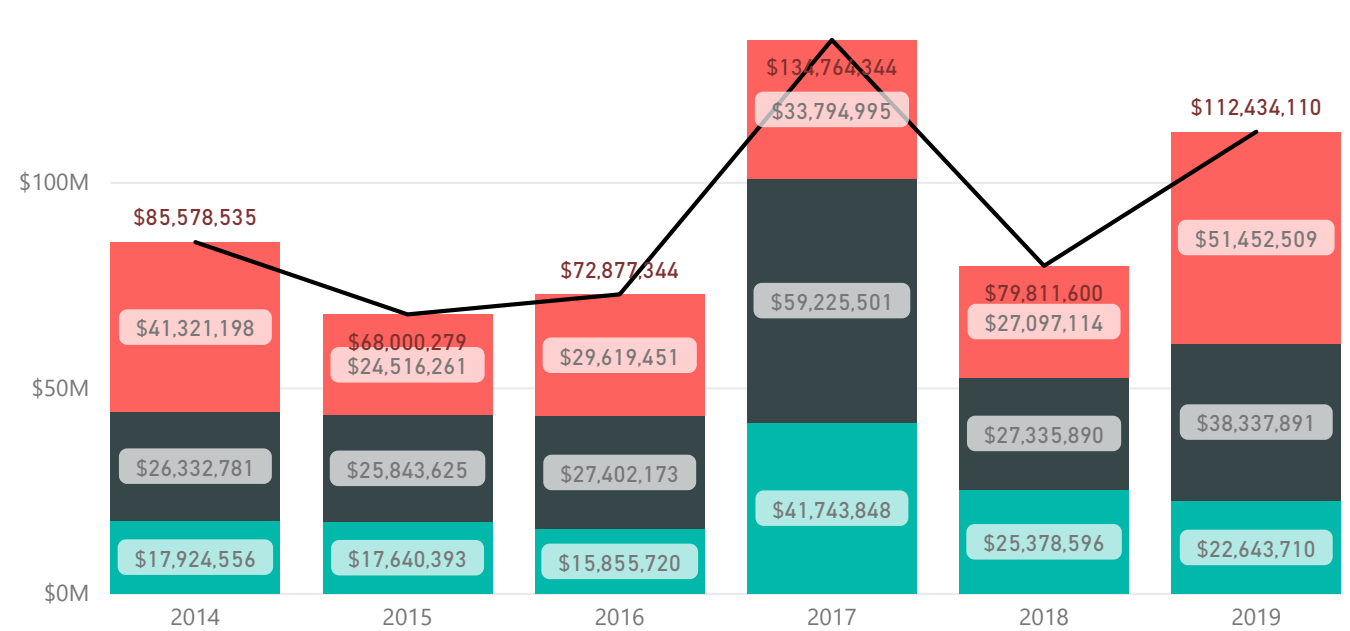
TOTAL PERMITS

issue month 1 2 3 Count of Permit



TOTAL VALUATIONS

issue month 1 2 3 Valuation



Top Projects

CalendarYear ▼

issue month ▼

2019 ▼

3 ▼

ValueNum	Permit	Permit Description	issue date	Address	Description
\$5,880,488	19-00001661	INDUSTRIAL / WAREHOUSE	3/12/2019		
\$4,550,594	19-00002037	INDUSTRIAL / WAREHOUSE	3/18/2019		
\$2,503,000	19-00000902	SCHOOLS & OTHER EDUCATIONAL	3/14/2019		
\$2,150,000	19-00001290	5 OR MORE FAMILY BLDG	3/7/2019		
\$2,100,000	19-00002562	5 OR MORE FAMILY BLDG	3/12/2019		
\$1,500,000	19-00001657	STORES & RETAIL	3/21/2019		
\$1,440,000	19-00002359	AMUSEMENT,RECEPTION, RECREATIO	3/22/2019		
\$1,400,000	18-00012673	OFFICES, BANKS	3/11/2019		
\$928,000	19-00001627	NON RESD & NON HOUSE KEEPING	3/13/2019		
\$827,135	19-00002596	5 OR MORE FAMILY BLDG	3/7/2019		
\$750,000	19-00003305	STORES & RETAIL	3/20/2019		
\$689,337	19-00002595	5 OR MORE FAMILY BLDG	3/7/2019		
\$24,718,554					