

April 2019

2019 Monthly Permit Reports

Building Development Services
Department

1120 San Bernardo Ave

Laredo, Texas 78040

956.794.1625

Acting Director: Victor Linares, PE



Building Permits (New Construction)

CalendarYear issue month

HOUSEKEEPING BUILDING

Type	Permit Description	Permits	Fee Collected	Valuation
101	SINGLE FAMILY DETACHED	97	\$66,834.50	\$14,863,147
103	2 FAMILY BLDG DUPLEX	1	\$172.50	\$25,459
105	5 OR MORE FAMILY BLDG	5	\$5,380.50	\$1,582,200
106	REINSTALLATION PERMIT	7	\$350.00	\$0
107	INSTALLATION PERMIT	7	\$337.50	\$0
107P	*PENALTY - INSTALLATION PERMIT	1	\$56.25	\$0
Total		118	\$73,131.25	\$16,470,806

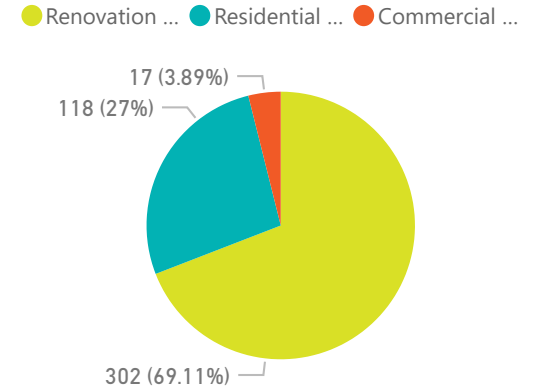
ADDITIONS, ALTERNATIONS & CONVERSION

Type	Permit Description	Permits	Fee Collected	Valuation
434	RES PORCH, CARPORT & ADDITION	38	\$4,065.00	\$569,680
434P	*PENALTY - RES PORCH, CARPORT & ADDITION	9	\$882.00	\$0
435	BLOCK FENCE-REMODEL-REROOF	202	\$10,193.80	\$1,122,190
435P	*PENALTY - BLOCK FENCE-REMODEL-REROOF	2	\$291.00	\$0
437	NON RESD & NON HOUSE KEEPING	11	\$2,413.50	\$428,194
437P	*PENALTY - NON RESD & NON HOUSE KEEPING	1	\$46.50	\$0
438	ADDS RES STORAGE, & PALAP	7	\$349.50	\$32,559
438P	*PENALTY - ADDS RES STORAGE, & PALAP	3	\$157.50	\$0
439	SWIMMING POOL	18	\$1,929.50	\$272,600
440	REMODELING RESIDENTIAL	11	\$1,408.00	\$276,669
Total		302	\$21,736.30	\$2,701,892

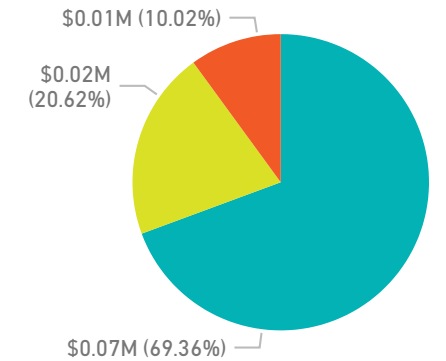
NEW NON-RESIDENTIAL BUILDING

Type	Permit Description	Permits	Fee Collected	Valuation
318	AMUSEMENT,RECEPTION, RECREATIO	1	\$333.00	\$54,000
320	INDUSTRIAL / WAREHOUSE	1	\$585.00	\$114,750
323	HOSPITAL & INSTITUTIONAL	1	\$4,125.00	\$2,500,000
324	OFFICES, BANKS	3	\$416.50	\$60,240
327	STORES & RETAIL	5	\$1,983.00	\$888,378
331	RESTAURANT	6	\$3,127.50	\$3,365,000
Total		17	\$10,570.00	\$6,982,368

Permit Count



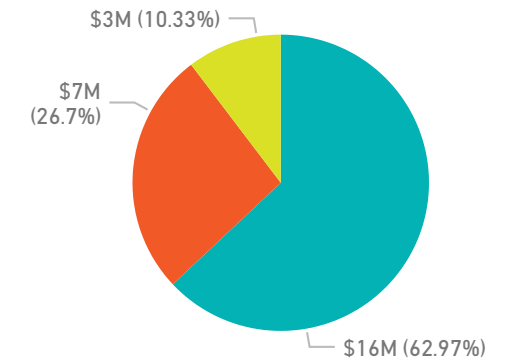
Permit Fees Collected



BUILDING PERMITS (BY MONTH)

Month	CalendarYear	Count of Permit	Fee Collected	ValueNum
April	2017	529	\$132,423.31	\$48,209,884
April	2018	640	\$136,454.24	\$36,256,975
April	2019	437	\$105,437.55	\$26,155,066

Valuations



BUILDING PERMITS (YEAR TO DATE)

CalendarYear	Count of Permit	Fee Collected	ValueNum
2017	1921	\$523,650.38	\$181,787,533
2018	1936	\$432,108.63	\$114,768,235
2019	1564	\$473,180.62	\$137,943,357

issue month

BUILDING PERMIT (NEW CONSTRUCTION) - CHARTS - PERMITS, FEES, VALUATION

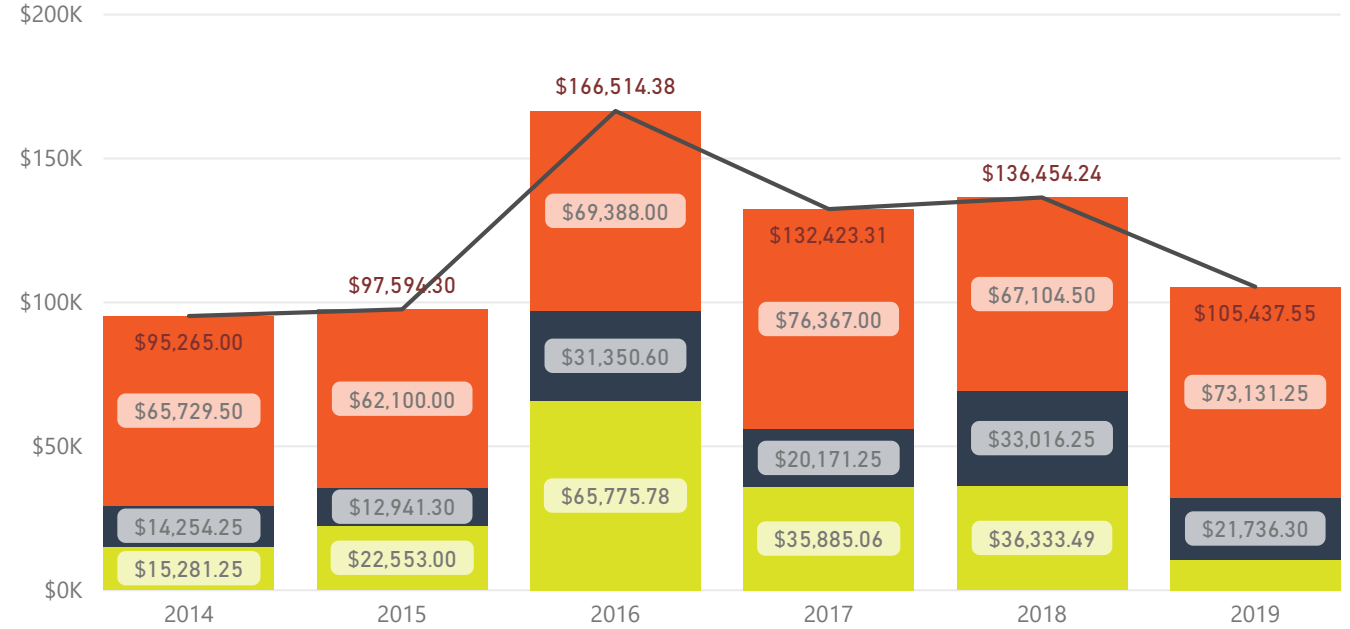
issue month

4

Permit-Type	Average of Fee Collected	Average of Valuation
Commercial Construction	\$621.76	\$410,727.53
Renovation & Additions	\$71.97	\$8,946.66
Residential Construction	\$619.76	\$139,583.10
Total	\$241.28	\$59,851.41

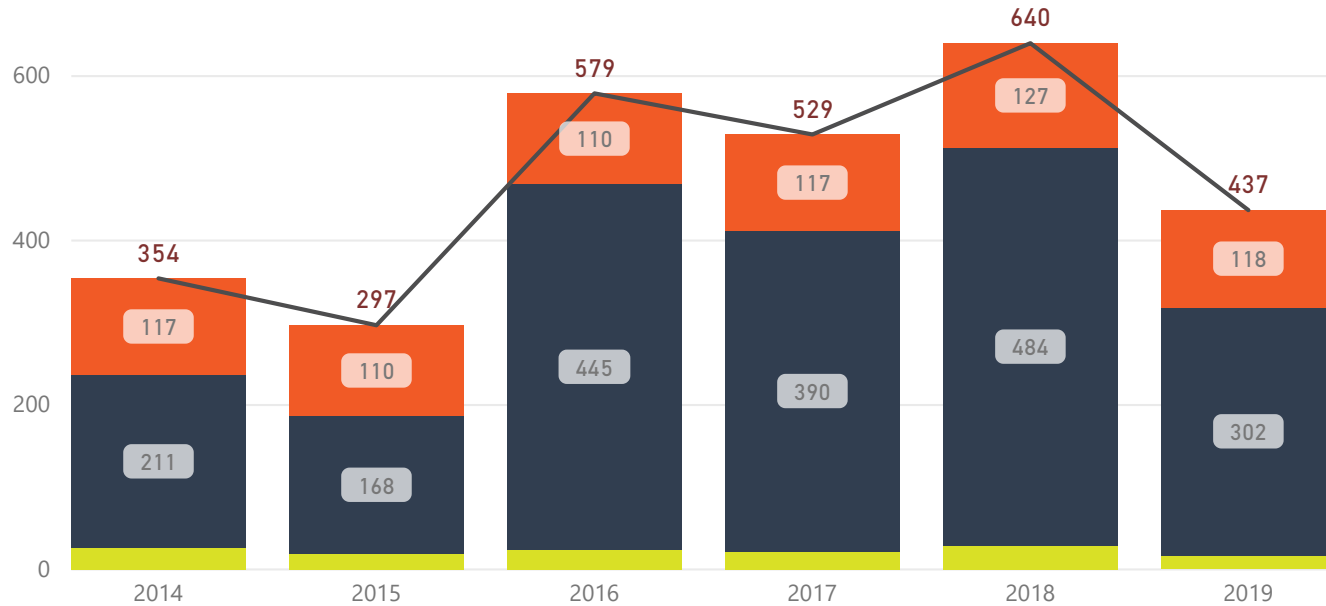
NEW BUILDING PERMIT FEES

Permit-Type ● Commercial Construction ● Renovation & Additions ● Residential Construction ● Fee Collected



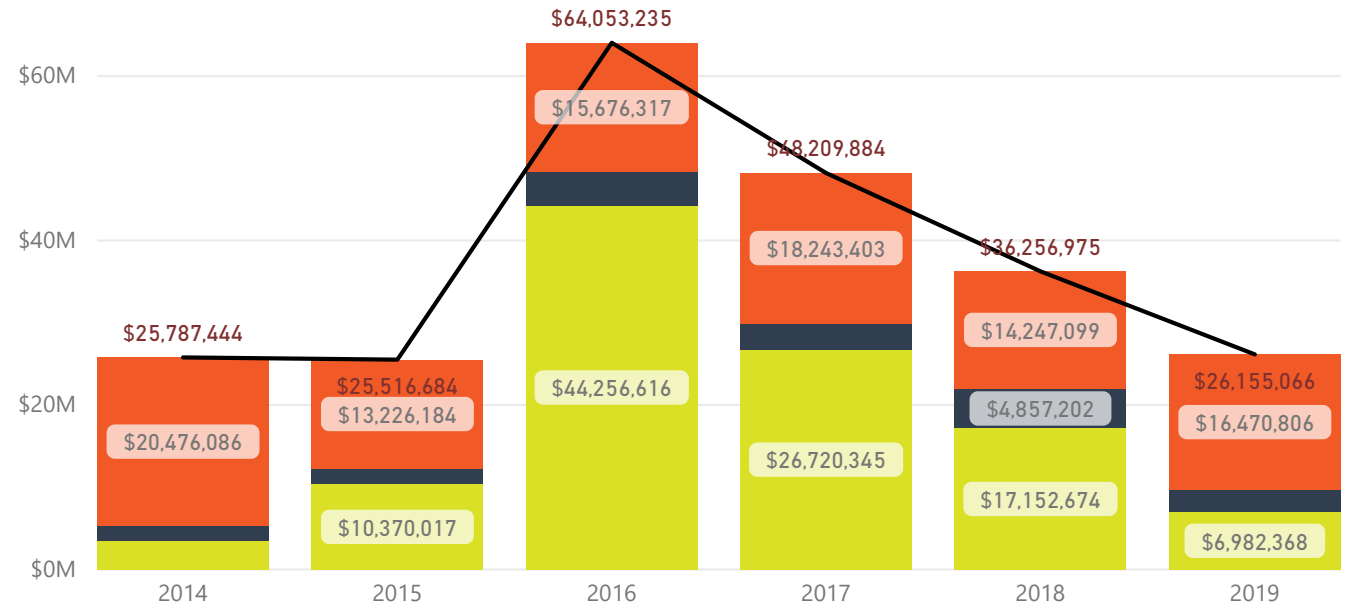
NEW BUILDING PERMITS

Permit-Type ● Commercial Construction ● Renovation & Additions ● Residential Construction ● Count of Permit



NEW BUILDING VALUATIONS

Permit-Type ● Commercial Construction ● Renovation & Additions ● Residential Construction ● Valuation



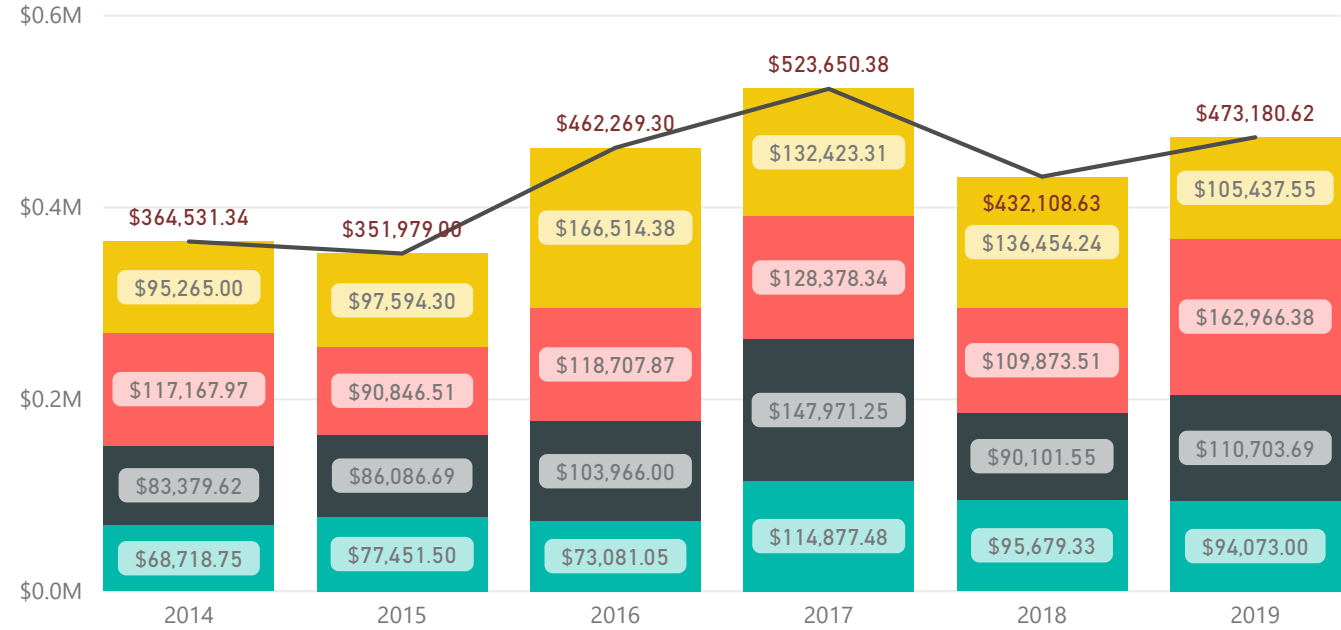
BUILDING PERMIT (NEW CONSTRUCTION) - CHARTS - PERMITS, FEES, VALUATION - YEAR TO DATE

1 4

Permit-Type	Average of Fee Collected	Average of Valuation
Commercial Construction	\$1,154.46	\$603,463.61
Renovation & Additions	\$82.71	\$13,979.81
Residential Construction	\$588.88	\$138,955.63
Total	\$302.55	\$88,199.08

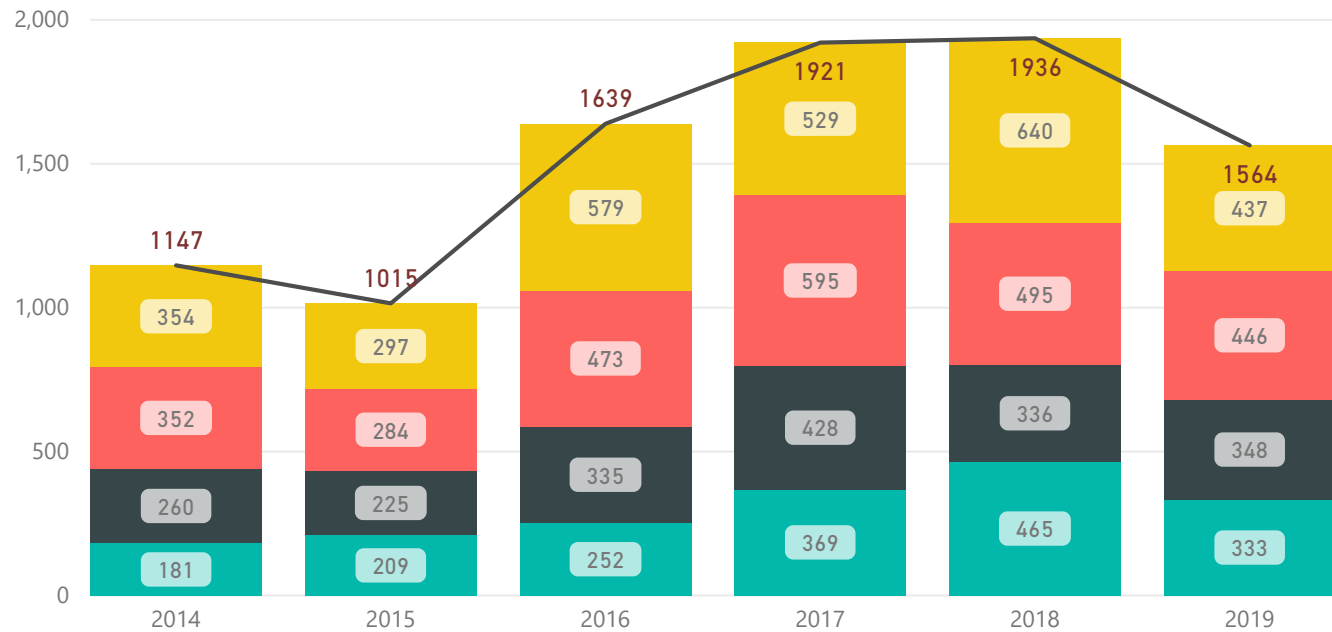
NEW BUILDING PERMIT FEES

issue month 1 2 3 4 Fee Collected



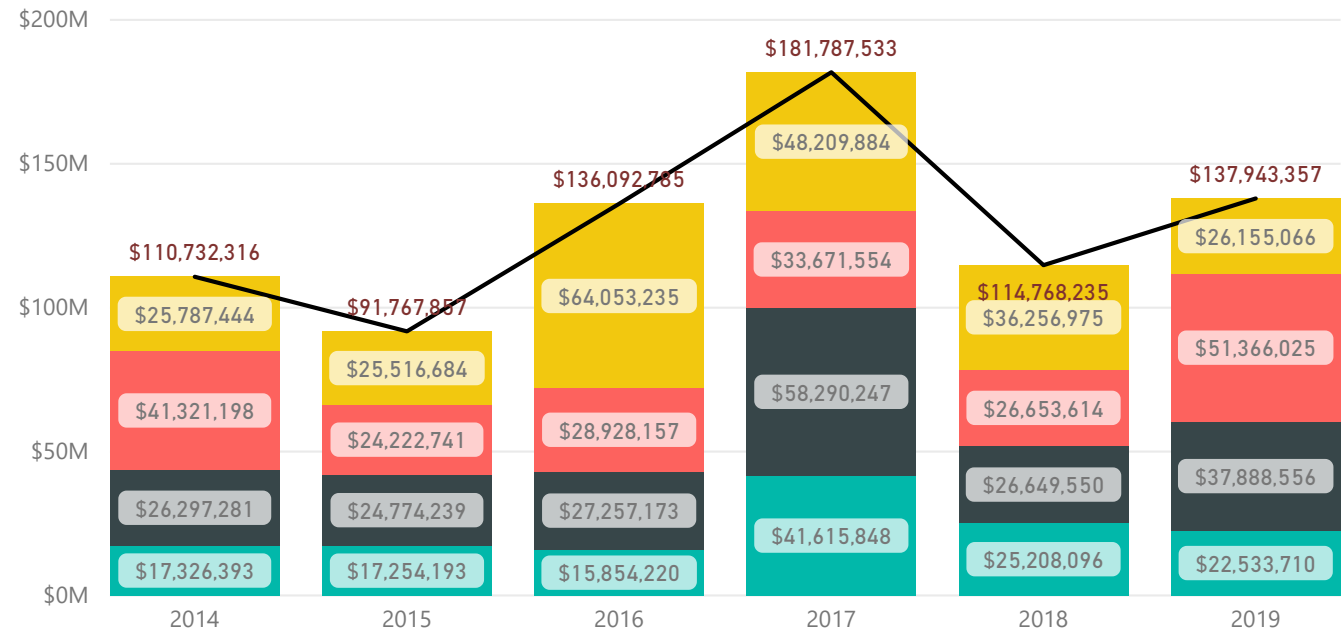
NEW BUILDING PERMITS

issue month 1 2 3 4 Count of Permit



NEW BUILDING VALUATIONS

issue month 1 2 3 4 Valuation



Professional Permits

CalendarYear issue month

RIGHT-OF-WAY (ROW)

Type	Permit Description	Permits	Fee Collected
500	RES DRIVEWAY & SIDEWALK	124	\$6,050.00
500P	*PENALTY - RES DRIVEWAY & SIDEWALK	1	\$75.00
501	COMM DRIVEWAY & SIDEWALK	6	\$1,550.00
502	RES IRRIGATION ROW	8	\$400.00
503	COMM IRRIGATION ROW	1	\$250.00
511	STREET CUT R.O.W. ENG	63	\$500.00
511B	STREET CUT R.O.W. BLDG	7	\$1,900.00
Total		210	\$10,725.00

DEMOLITIONS

Type	Permit Description	Permits	Fee Collected
645	DEMO SINGLE FAM ATCH/DETACH	26	\$1,300.00
649	DEMO COMMERCIAL BLDG	4	\$479.70
Total		30	\$1,779.70

ELECTRICAL

Type	Permit Description	Permits	Fee Collected
700	EL-TEMPORARY	14	\$759.00
701	EL-RESIDENTIAL	191	\$21,419.00
702	EL-COMMERCIAL	62	\$7,438.50
703	EL-RECON/RELOCATE	8	\$225.00
705	EL-METER UPGRADE	6	\$323.00
Total		281	\$30,164.50

PLUMBING

Type	Permit Description	Permits	Fee Collected
800	PL-RESIDENTIAL	154	\$20,681.00
801	PL-COMMERCIAL	64	\$6,526.00
802	PL-NATURAL GAS	1	\$56.00
804	PL-IRRIGATION RESIDENTIAL	40	\$2,487.00
805	PL-IRRIGATION COMMERCIAL	4	\$735.00
Total		263	\$30,485.00

MECHANICAL

Type	Permit Description	Permits	Fee Collected
900	ML-RESIDENTIAL	113	\$12,030.00
901	ML-COMMERCIAL	12	\$2,440.00
902	ML-CHANGE OUT	4	\$500.00
Total		129	\$14,970.00

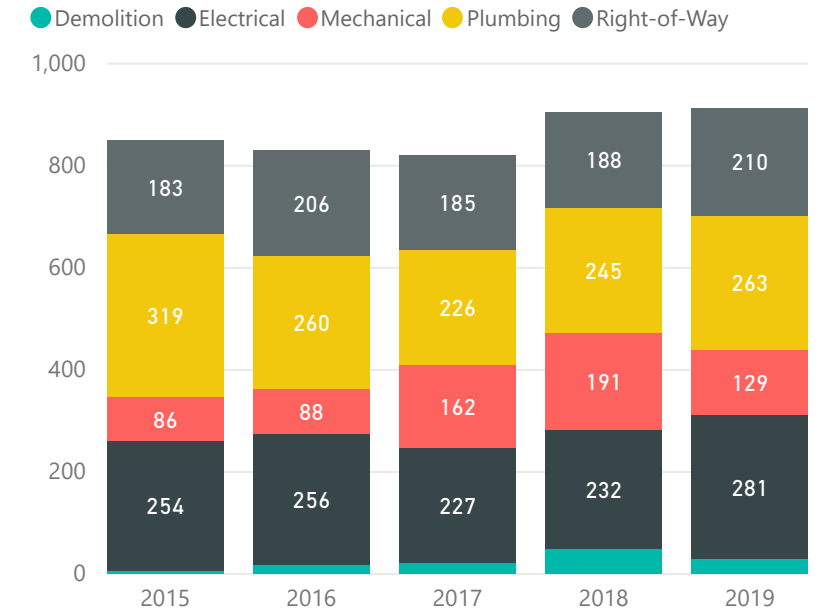
PROFESSIONAL PERMITS (BY MONTH)

Month	CalendarYear	Count of Permit	Fee Collected
April	2017	821	\$85,592.00
April	2018	906	\$92,761.00
April	2019	913	\$88,124.20

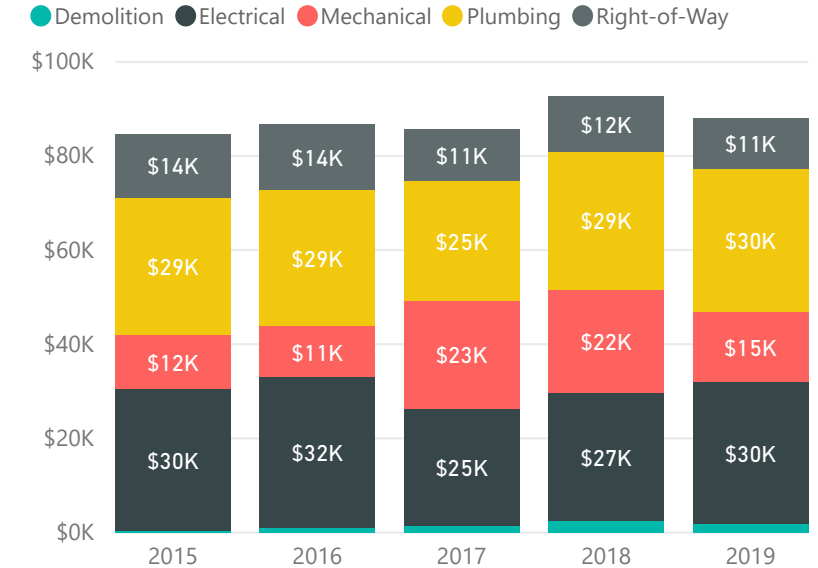
PROFESSIONAL PERMITS (YEAR TO DATE)

CalendarYear	Count of Permit	Fee Collected
2017	3134	\$349,234.50
2018	3084	\$316,615.00
2019	3488	\$352,595.70

Professional Permits by Year for this Month



Professional Permit Fees Collected by Year for this Month



issue ...



Other Permits & Totals

CalendarYear issue month

VENDOR

Type	Permit Description	Permits	Fee Collected
970	VNDR 6WK PERMIT/ OWN PROPERTY	3	\$300.00
971	VNDR 6WK PERMIT/ OTHER PROP	1	\$500.00
973	VNDR SEA PERMIT/ EASTER	74	\$3,650.00
Total		78	\$4,450.00

OTHER

Type	Permit Description	Permits	Fee Collected
321	PRKNG/PAVING	1	\$160.50
328	SIGN PERMIT	33	\$2,129.06
332	TOWER PERMIT	9	\$1,717.50
915	NEW BUSINESS	48	\$2,400.00
920	NEIGHBORHOOD ENPOWERMENT ZNE R	1	\$100.00
921	NEIGHBORHOOD ENPOWERMENT ZNE C	2	\$1,234.00
960	AMUSEMENT PERMIT	8	\$508,200.00
985	GARAGE SALE PERMIT	289	\$4,335.00
BCOM	BUILDING COMPLAINT	29	\$0.00
Total		420	\$520,276.06

OTHER PERMITS (BY MONTH)

Month	CalendarYear	Count of Permit	Fee Collected
April	2017	516	\$328,126.78
April	2018	434	\$641,140.45
April	2019	498	\$524,726.06

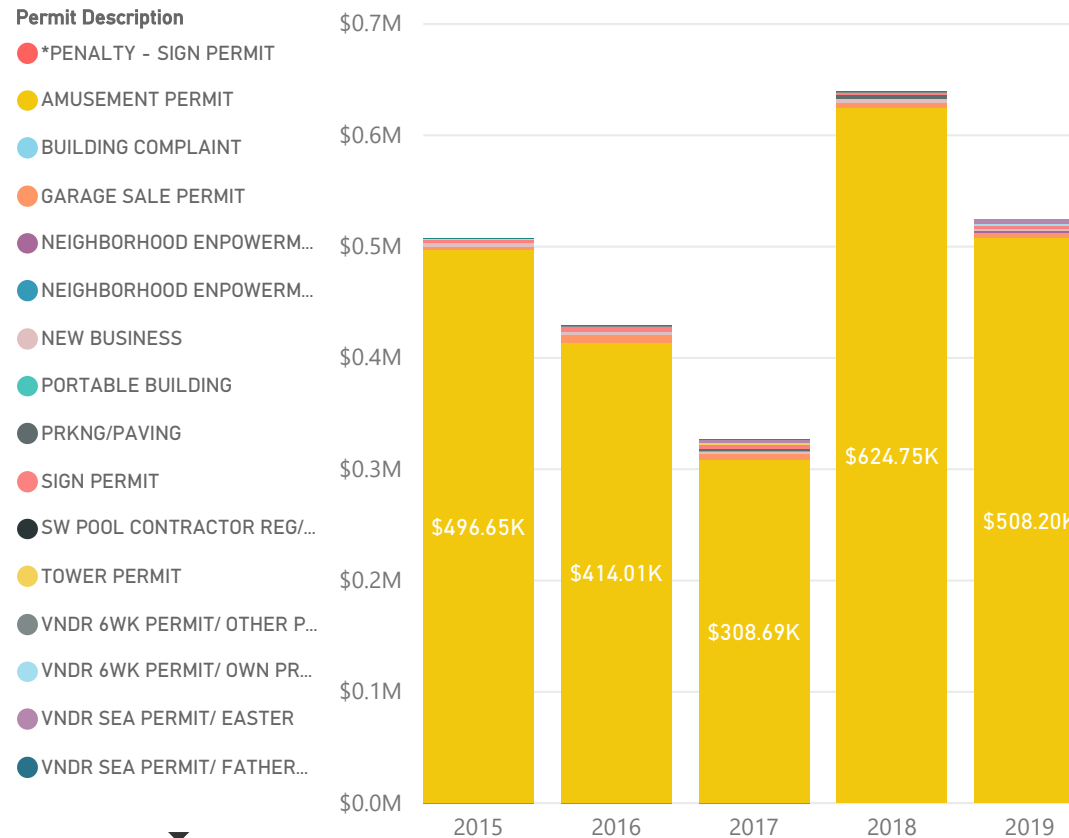
OTHER PERMITS (YEAR TO DATE)

CalendarYear	Count of Permit	Fee Collected	ValueNum
2017	1845	\$1,139,428.02	\$1,917,216
2018	1714	\$1,395,027.90	\$3,444,420
2019	1662	\$1,196,845.52	\$954,219

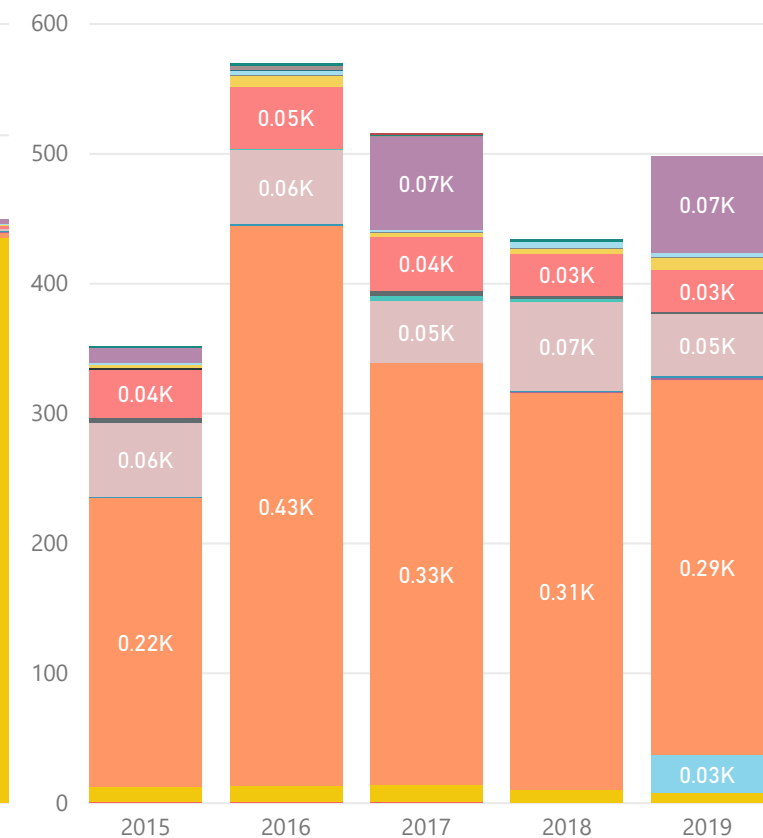
issue ...



Other Permit Fees for Month



Other Permit Count for Month



TOTAL PERMIT CHARTS - PERMITS, FEES, VALUATION - MONTH

issue month

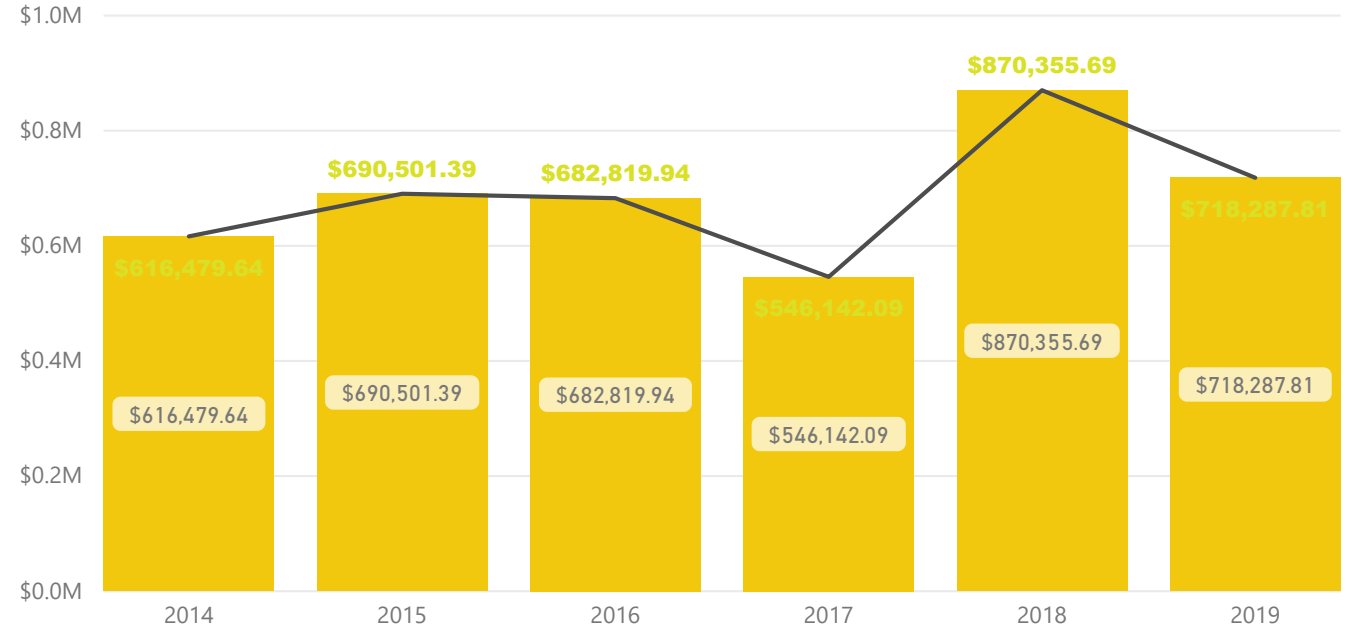
4

TOTAL PERMITS (BY MONTH)

Month	Calendar Year	Permits	Fees Collected	Valuation
April	2017	1866	\$546,142.09	\$48,940,405
April	2018	1980	\$870,355.69	\$38,401,055
April	2019	1848	\$718,287.81	\$26,463,466

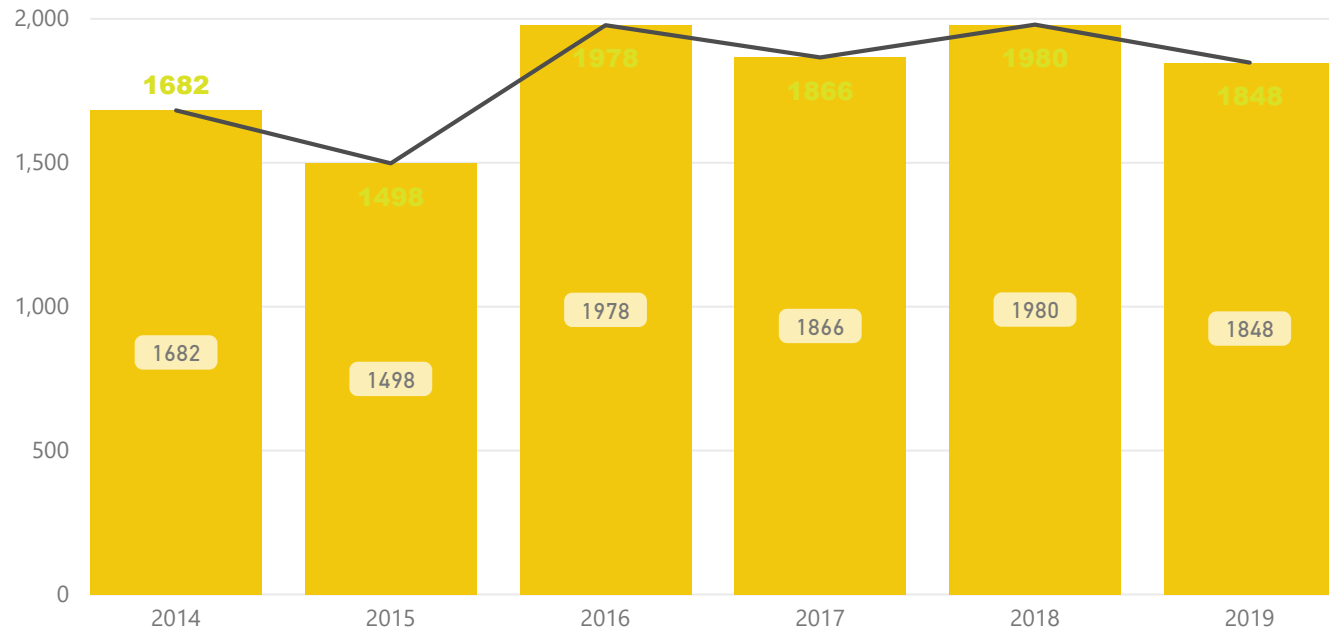
TOTAL PERMIT FEES

issue month ● 4 ● Fee Collected



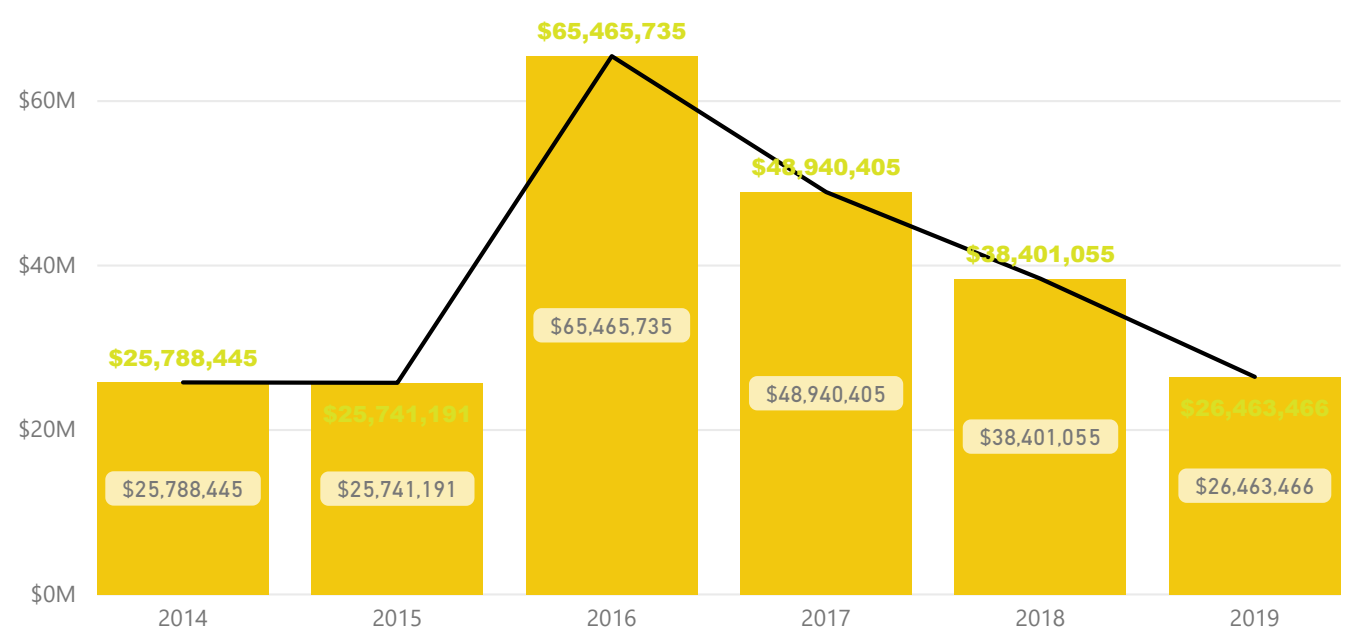
TOTAL PERMITS

issue month ● 4 ● Count of Permit



TOTAL VALUATIONS

issue month ● 4 ● Valuation



TOTAL PERMIT CHARTS - PERMITS, FEES, VALUATION - YEAR TO DATE

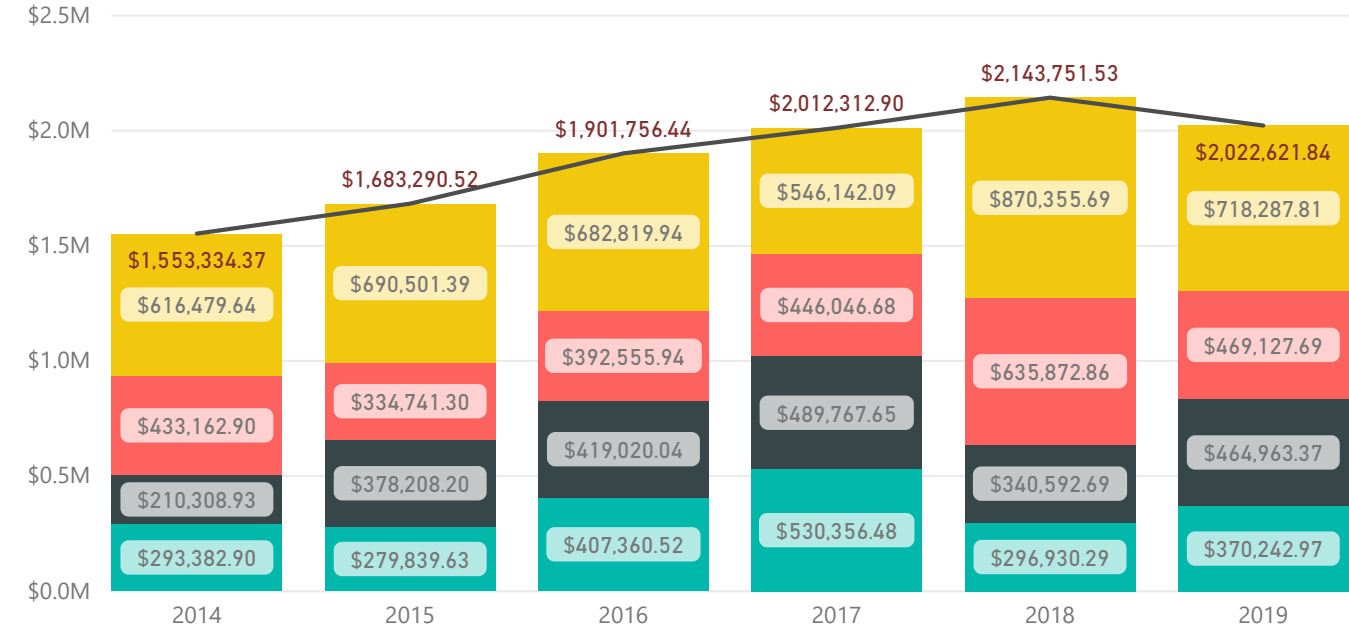
1 4

TOTAL PERMITS (YEAR TO DATE)

Calendar Year	Permits	Fees Collected	Valuation
2017	6900	\$2,012,312.90	\$183,704,749
2018	6734	\$2,143,751.53	\$118,212,655
2019	6714	\$2,022,621.84	\$138,897,576

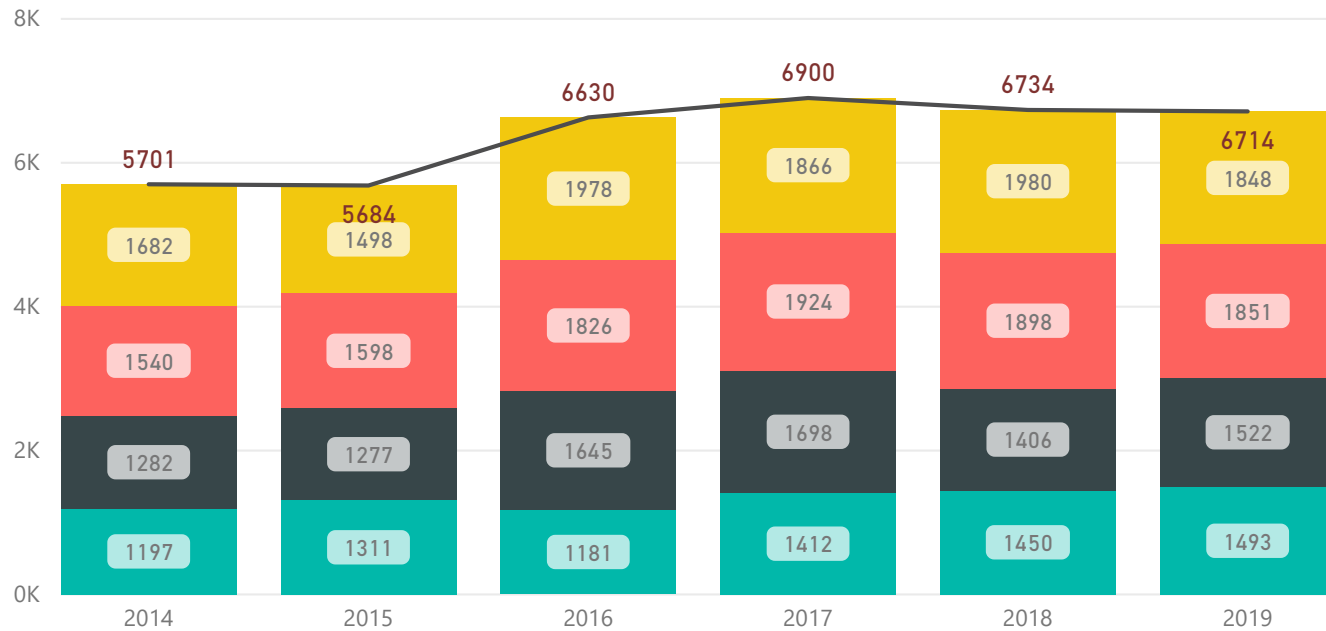
TOTAL PERMIT FEES

issue month 1 2 3 4 ● Fee Collected



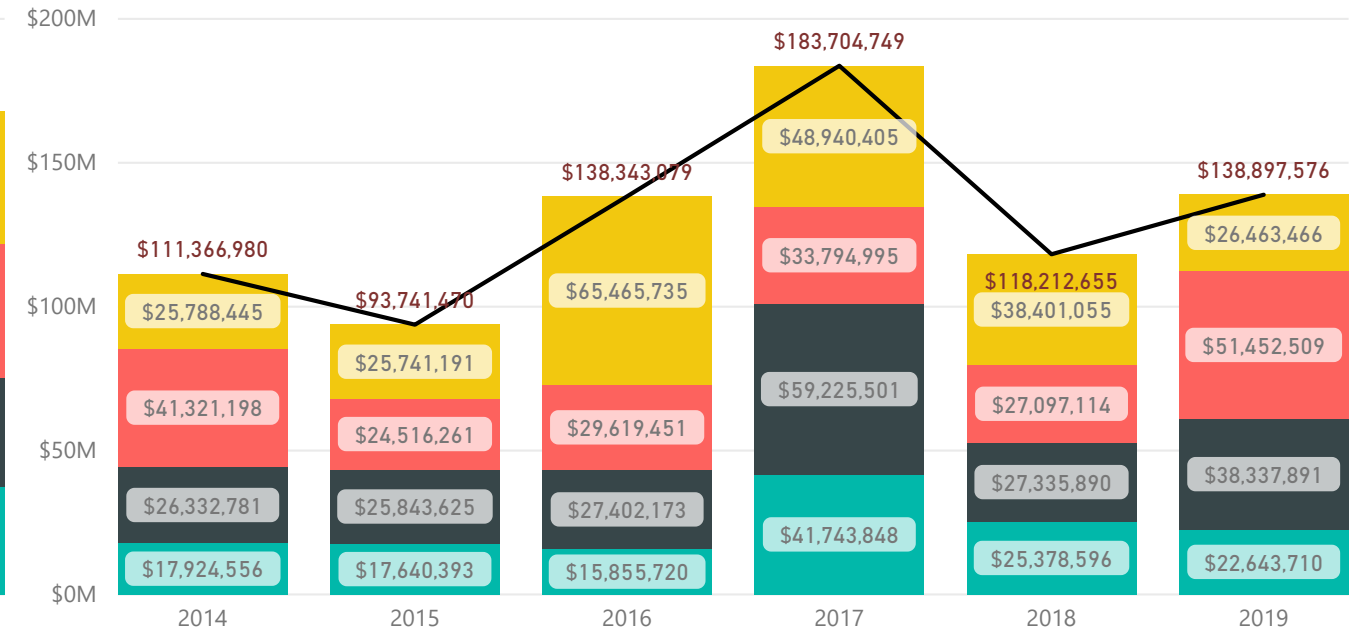
TOTAL PERMITS

issue month 1 2 3 4 ● Count of Permit



TOTAL VALUATIONS

issue month 1 2 3 4 ● Valuation



Top Projects

CalendarYear

2019

issue month

4

ValueNum	Permit	Permit Description	issue date	Address	Description
\$3,000,000	19-00002650	RESTAURANT	4/25/2019		
\$2,500,000	18-00016825	HOSPITAL & INSTITUTIONAL	4/1/2019		
\$879,000	19-00001977	5 OR MORE FAMILY BLDG	4/11/2019		
\$511,236	19-00004155	SINGLE FAMILY DETACHED	4/8/2019		
\$6,890,236					