

May 2019

2019 Monthly Permit Reports

Building Development Services  
Department

1120 San Bernardo Ave

Laredo, Texas 78040

956.794.1625

Acting Director: Victor Linares, PE



# Building Permits (New Construction)

CalendarYear  issue month

## HOUSEKEEPING BUILDING

| Type         | Permit Description     | Permits    | Fee Collected      | Valuation           |
|--------------|------------------------|------------|--------------------|---------------------|
| 101          | SINGLE FAMILY DETACHED | 117        | \$56,573.00        | \$13,695,841        |
| 106          | REINSTALLATION PERMIT  | 7          | \$350.00           | \$0                 |
| 107          | INSTALLATION PERMIT    | 3          | \$162.50           | \$0                 |
| <b>Total</b> |                        | <b>127</b> | <b>\$57,085.50</b> | <b>\$13,695,841</b> |

## ADDITIONS, ALTERNATIONS & CONVERSION

| Type         | Permit Description                       | Permits    | Fee Collected      | Valuation          |
|--------------|--|------------|--------------------|--------------------|
| 434          | RES PORCH, CARPORT & ADDITION            | 44         | \$5,081.00         | \$733,316          |
| 434P         | *PENALTY - RES PORCH, CARPORT & ADDITION | 4          | \$675.00           | \$0                |
| 435          | BLOCK FENCE-REMODEL-REROOF               | 173        | \$8,629.00         | \$970,410          |
| 435P         | *PENALTY - BLOCK FENCE-REMODEL-REROOF    | 2          | \$57.00            | \$0                |
| 437          | NON RESD & NON HOUSE KEEPING             | 11         | \$2,343.64         | \$380,815          |
| 438          | ADDS RES STORAGE, & PALAP                | 8          | \$276.00           | \$19,624           |
| 439          | SWIMMING POOL                            | 19         | \$2,095.50         | \$296,500          |
| 440          | REMODELING RESIDENTIAL                   | 11         | \$2,658.00         | \$571,657          |
| 440P         | *PENALTY - REMODELING RESIDENTIAL        | 1          | \$588.00           | \$0                |
| <b>Total</b> |  | <b>273</b> | <b>\$22,403.14</b> | <b>\$2,972,322</b> |

## NEW NON-RESIDENTIAL BUILDING

| Type         | Permit Description                       | Permits   | Fee Collected      | Valuation           |
|--------------|--|-----------|--------------------|---------------------|
| 213          | HOTELS,MOTEL & TOURIST CABINS            | 2         | \$11,008.50        | \$11,431,615        |
| 213P         | *PENALTY - HOTELS,MOTEL & TOURIST CABINS | 1         | \$10,800.00        | \$0                 |
| 319          | CHURCHES & OTHER RELIGIOUS               | 1         | \$2,040.00         | \$700,000           |
| 320          | INDUSTRIAL / WAREHOUSE                   | 2         | \$40,136.75        | \$30,128,435        |
| 324          | OFFICES, BANKS                           | 9         | \$9,498.00         | \$3,811,380         |
| 326          | SCHOOLS & OTHER EDUCATIONAL              | 1         | \$0.00             | \$17,525,520        |
| 327          | STORES & RETAIL                          | 8         | \$7,162.91         | \$2,216,100         |
| 331          | RESTAURANT                               | 2         | \$575.32           | \$89,750            |
| <b>Total</b> |  | <b>26</b> | <b>\$81,221.48</b> | <b>\$65,902,800</b> |

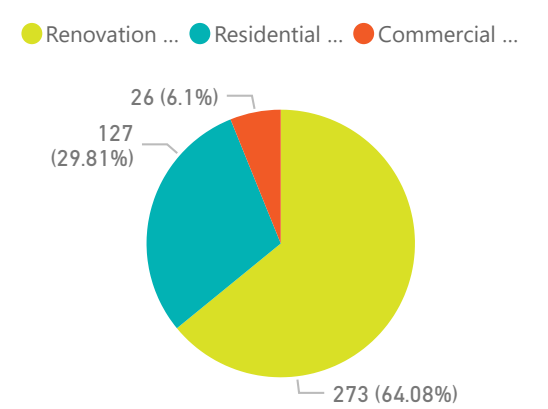
## BUILDING PERMITS (BY MONTH)

| Month | CalendarYear | Count of Permit | Fee Collected | ValueNum     |
|-------|--------------|-----------------|---------------|--------------|
| May   | 2017         | 522             | \$108,216.25  | \$24,321,644 |
| May   | 2018         | 541             | \$105,091.69  | \$24,662,151 |
| May   | 2019         | 426             | \$160,710.12  | \$82,570,963 |

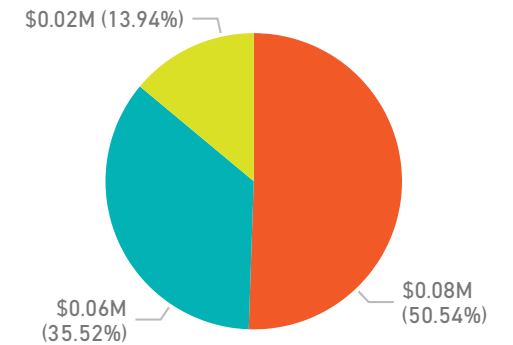
## BUILDING PERMITS (YEAR TO DATE)

| CalendarYear | Count of Permit | Fee Collected | ValueNum      |
|--------------|-----------------|---------------|---------------|
| 2017         | 2443            | \$631,866.63  | \$206,109,177 |
| 2018         | 2477            | \$537,200.32  | \$139,430,386 |
| 2019         | 1990            | \$633,890.74  | \$220,514,320 |

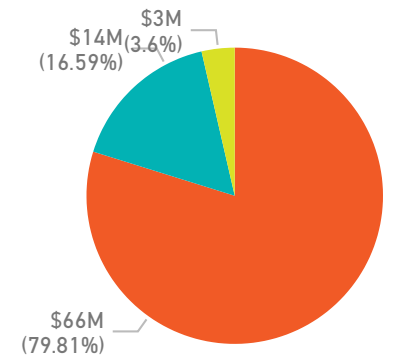
## Permit Count



## Permit Fees Collected



## Valuations



issue month

# BUILDING PERMIT (NEW CONSTRUCTION) - CHARTS - PERMITS, FEES, VALUATION

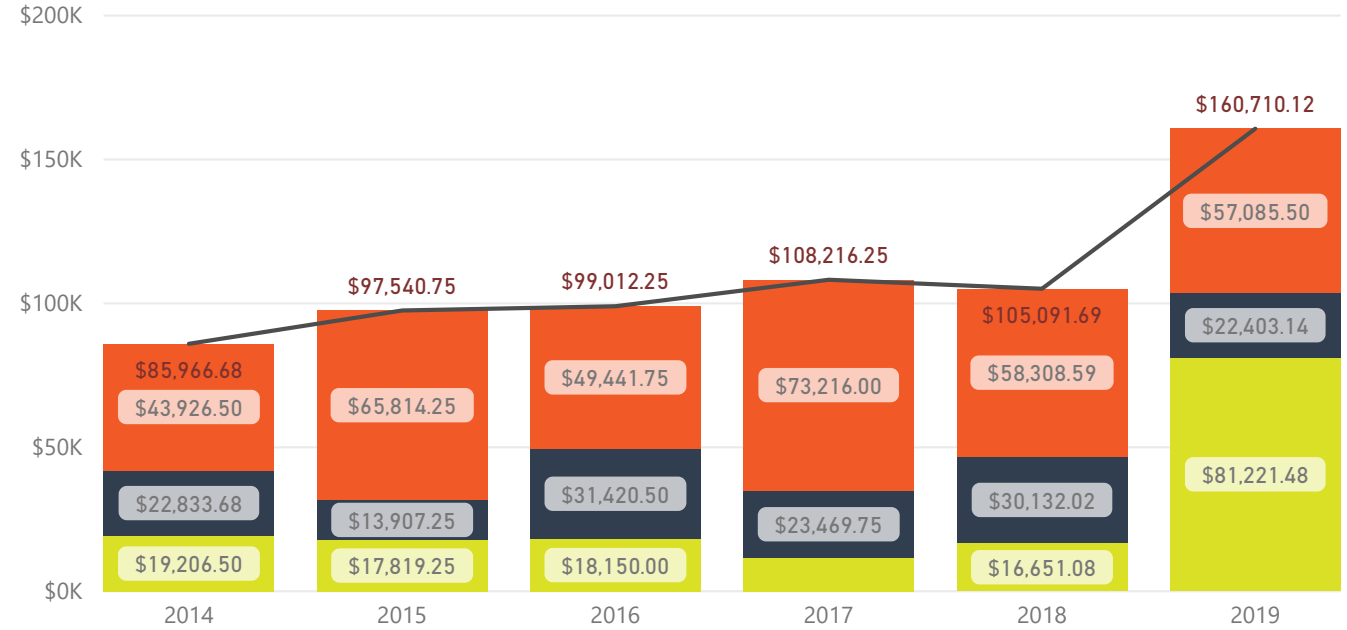
issue month

5

| Permit-Type              | Average of Fee Collected | Average of Valuation |
|--------------------------|--------------------------|----------------------|
| Commercial Construction  | \$3,123.90               | \$2,534,723.08       |
| Renovation & Additions   | \$82.06                  | \$10,887.63          |
| Residential Construction | \$449.49                 | \$107,841.27         |
| <b>Total</b>             | <b>\$377.25</b>          | <b>\$193,828.55</b>  |

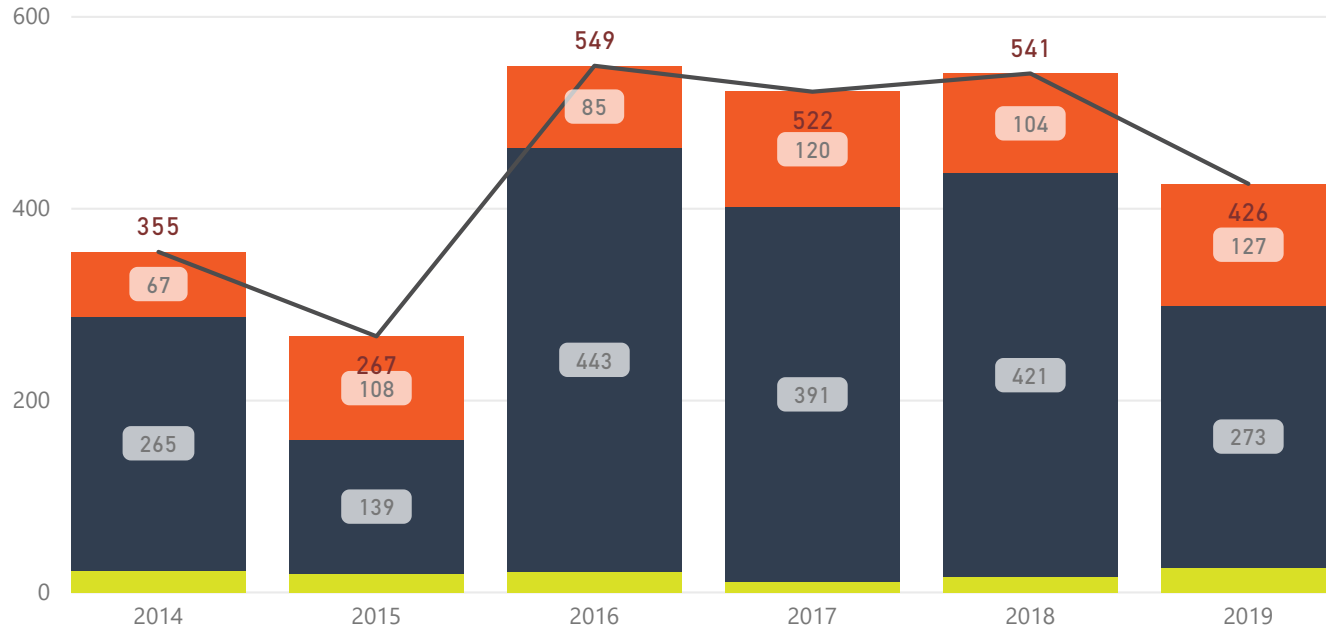
## NEW BUILDING PERMIT FEES

Permit-Type ● Commercial Construction ● Renovation & Additions ● Residential Construction ● Fee Collected



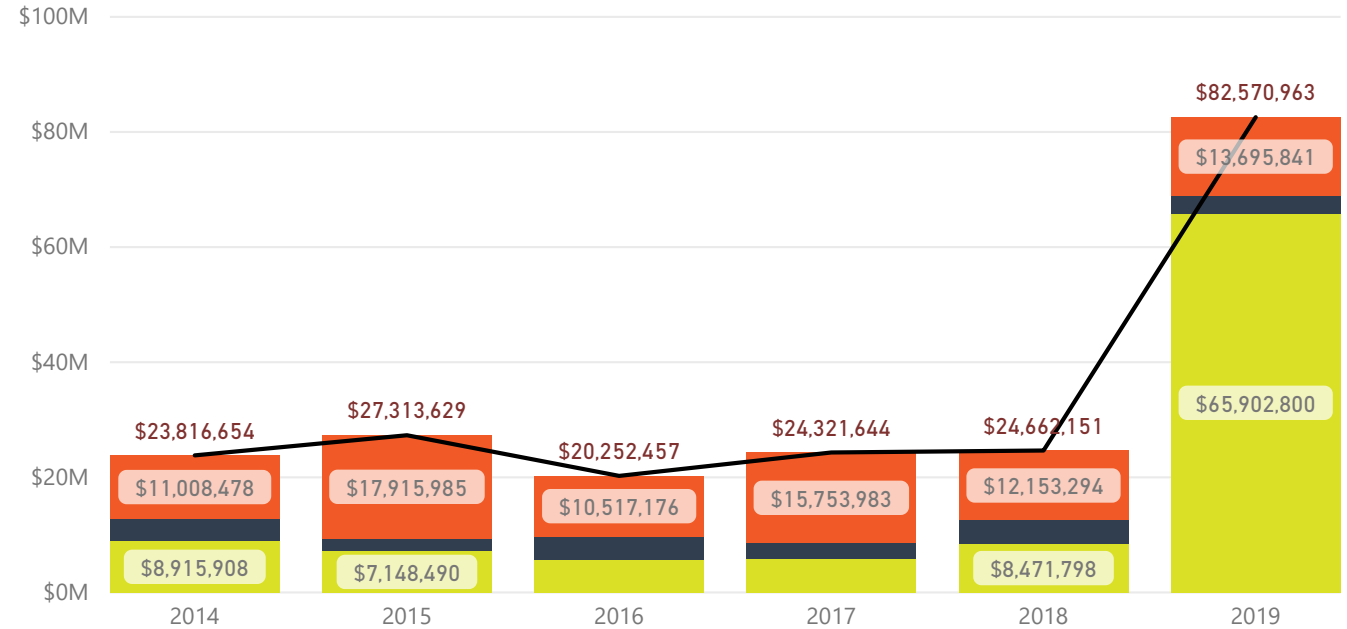
## NEW BUILDING PERMITS

Permit-Type ● Commercial Construction ● Renovation & Additions ● Residential Construction ● Count of Permit



## NEW BUILDING VALUATIONS

Permit-Type ● Commercial Construction ● Renovation & Additions ● Residential Construction ● Valuation



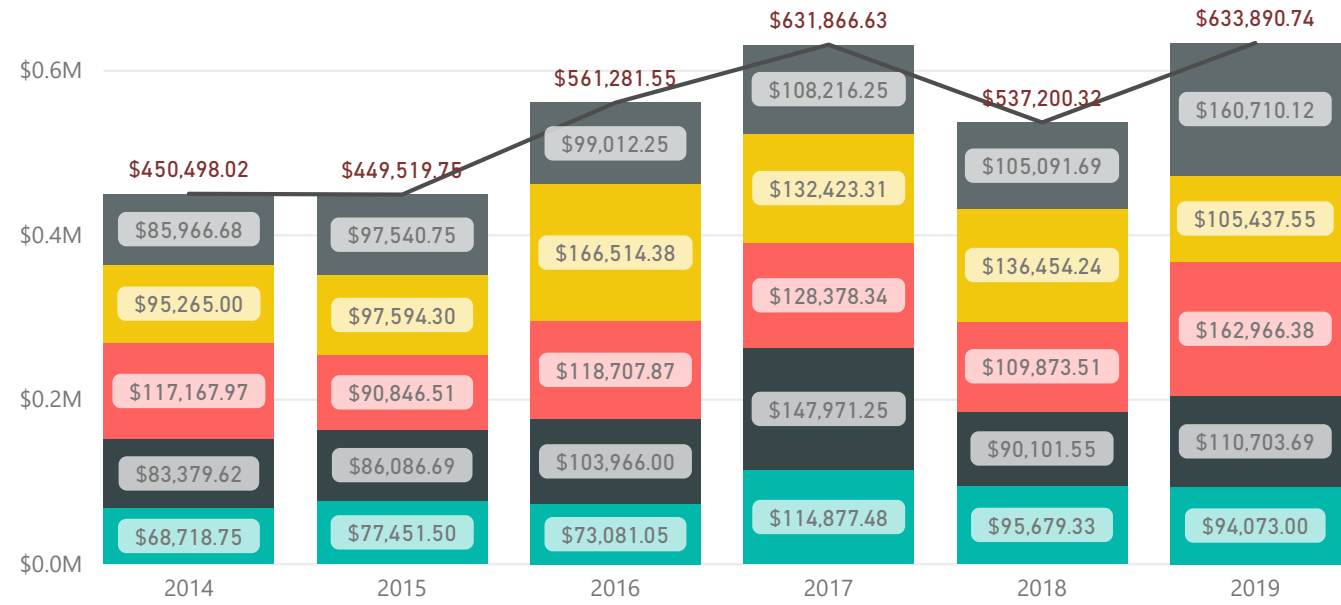
# BUILDING PERMIT (NEW CONSTRUCTION) - CHARTS - PERMITS, FEES, VALUATION - YEAR TO DATE

1 5

| Permit-Type              | Average of Fee Collected | Average of Valuation |
|--------------------------|--------------------------|----------------------|
| Commercial Construction  | \$1,574.18               | \$1,015,043.50       |
| Renovation & Additions   | \$82.57                  | \$13,312.48          |
| Residential Construction | \$559.53                 | \$132,402.53         |
| <b>Total</b>             | <b>\$318.54</b>          | <b>\$110,811.22</b>  |

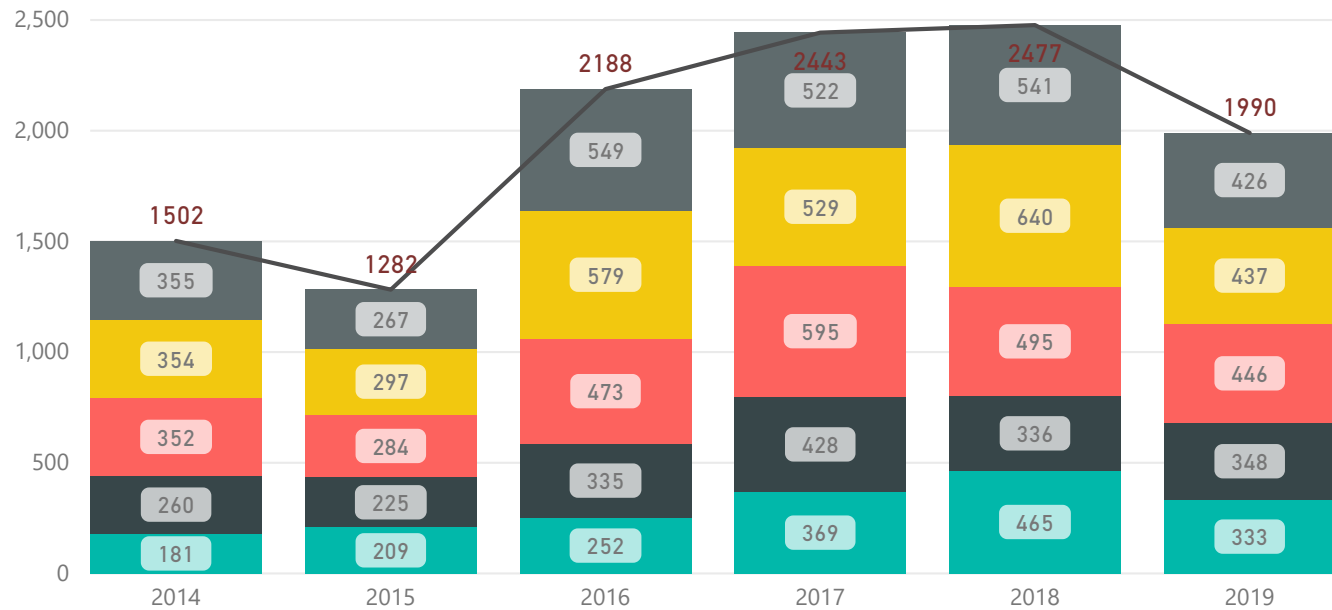
## NEW BUILDING PERMIT FEES

issue month 1 2 3 4 5 Fee Collected



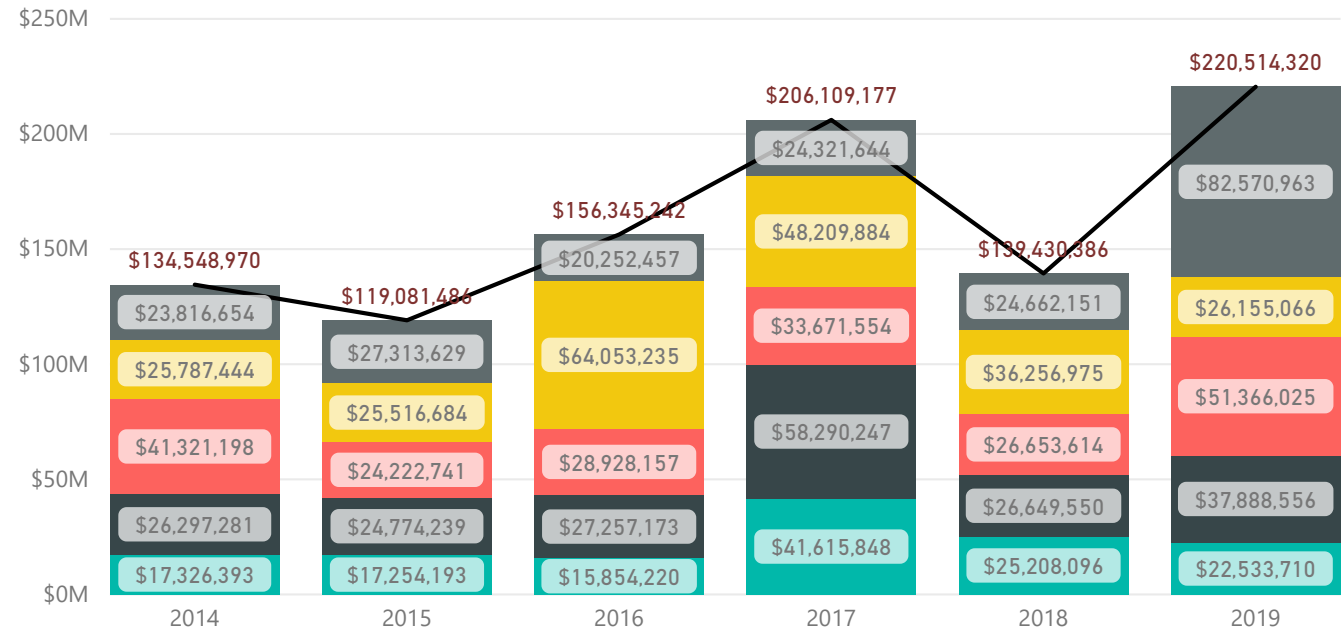
## NEW BUILDING PERMITS

issue month 1 2 3 4 5 Count of Permit



## NEW BUILDING VALUATIONS

issue month 1 2 3 4 5 Valuation



# Professional Permits

CalendarYear  issue month

## RIGHT-OF-WAY (ROW)

| Type         | Permit Description       | Permits    | Fee Collected      |
|--------------|--------------------------|------------|--------------------|
| 500          | RES DRIVEWAY & SIDEWALK  | 97         | \$4,500.00         |
| 501          | COMM DRIVEWAY & SIDEWALK | 7          | \$1,500.00         |
| 502          | RES IRRIGATION ROW       | 6          | \$300.00           |
| 503          | COMM IRRIGATION ROW      | 3          | \$750.00           |
| 511          | STREET CUT R.O.W. ENG    | 60         | \$2,250.00         |
| 511B         | STREET CUT R.O.W. BLDG   | 6          | \$1,950.00         |
| <b>Total</b> |                          | <b>179</b> | <b>\$11,250.00</b> |

## DEMOLITIONS

| Type         | Permit Description          | Permits   | Fee Collected     |
|--------------|-----------------------------|-----------|-------------------|
| 645          | DEMO SINGLE FAM ATCH/DETACH | 26        | \$1,300.00        |
| 649          | DEMO COMMERCIAL BLDG        | 13        | \$650.00          |
| <b>Total</b> |                             | <b>39</b> | <b>\$1,950.00</b> |

## ELECTRICAL

| Type         | Permit Description | Permits    | Fee Collected      |
|--------------|--------------------|------------|--------------------|
| 700          | EL-TEMPORARY       | 15         | \$822.50           |
| 701          | EL-RESIDENTIAL     | 196        | \$20,999.00        |
| 702          | EL-COMMERCIAL      | 55         | \$6,434.65         |
| 703          | EL-RECON/RELOCATE  | 16         | \$525.00           |
| 705          | EL-METER UPGRADE   | 2          | \$57.00            |
| <b>Total</b> |                    | <b>284</b> | <b>\$28,838.15</b> |

## PLUMBING

| Type         | Permit Description        | Permits    | Fee Collected      |
|--------------|---------------------------|------------|--------------------|
| 800          | PL-RESIDENTIAL            | 134        | \$17,150.00        |
| 801          | PL-COMMERCIAL             | 51         | \$5,222.00         |
| 804          | PL-IRRIGATION RESIDENTIAL | 23         | \$1,690.00         |
| 805          | PL-IRRIGATION COMMERCIAL  | 4          | \$638.00           |
| <b>Total</b> |                           | <b>212</b> | <b>\$24,700.00</b> |

## MECHANICAL

| Type         | Permit Description | Permits    | Fee Collected      |
|--------------|--------------------|------------|--------------------|
| 900          | ML-RESIDENTIAL     | 115        | \$12,778.00        |
| 901          | ML-COMMERCIAL      | 25         | \$10,370.00        |
| 902          | ML-CHANGE OUT      | 4          | \$556.00           |
| <b>Total</b> |                    | <b>144</b> | <b>\$23,704.00</b> |

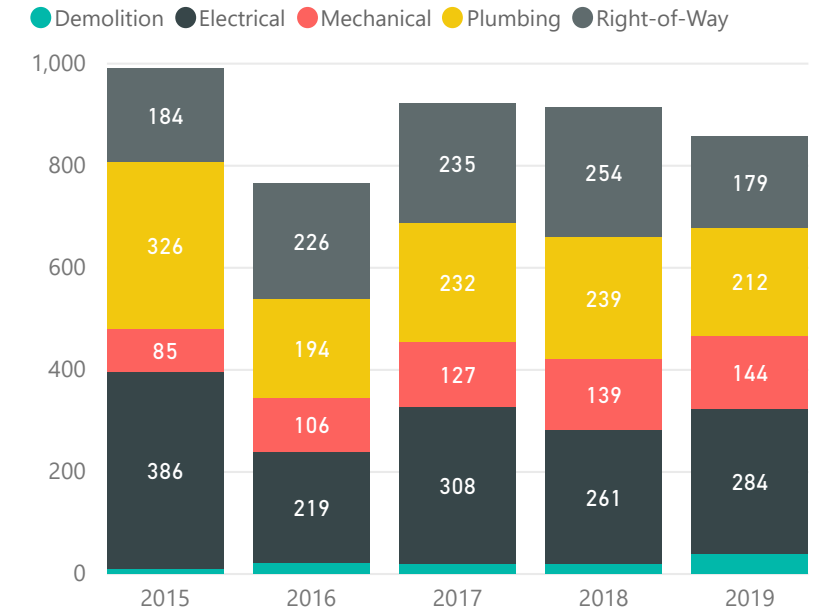
## PROFESSIONAL PERMITS (BY MONTH)

| Month | CalendarYear | Count of Permit | Fee Collected |
|-------|--------------|-----------------|---------------|
| May   | 2017         | 922             | \$93,500.50   |
| May   | 2018         | 914             | \$110,732.00  |
| May   | 2019         | 858             | \$90,442.15   |

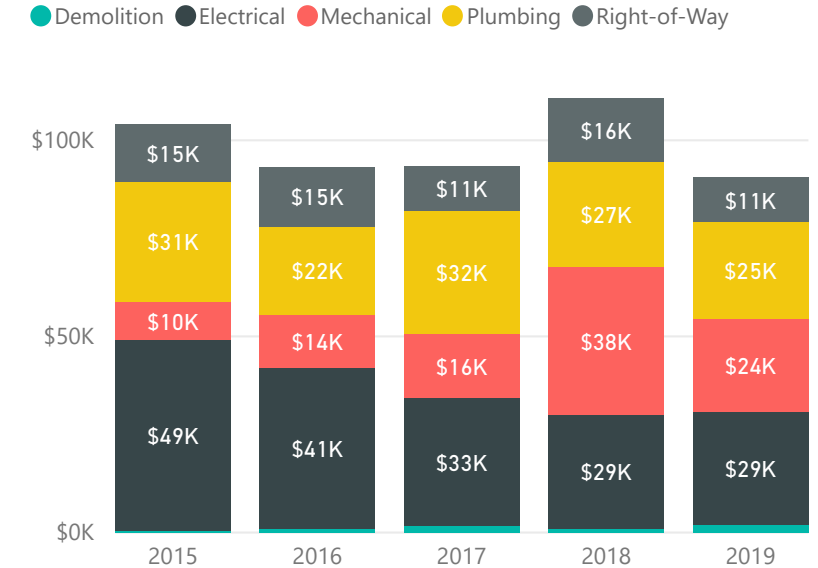
## PROFESSIONAL PERMITS (YEAR TO DATE)

| CalendarYear | Count of Permit | Fee Collected |
|--------------|-----------------|---------------|
| 2017         | 4056            | \$442,735.00  |
| 2018         | 3998            | \$427,347.00  |
| 2019         | 4346            | \$443,037.85  |

## Professional Permits by Year for this Month



## Professional Permit Fees Collected by Year for this Month



issue ...




# Other Permits & Totals

CalendarYear  issue month

## VENDOR

| Type         | Permit Description             | Permits   | Fee Collected   |
|--------------|--------------------------------|-----------|-----------------|
| 974          | VNDR SEA PERMIT/ MOTHERS DAY   | 10        | \$500.00        |
| 975          | VNDR SEA PERMIT/ FATHERS DAY   | 2         | \$100.00        |
| 977          | VNDR SEA PERMIT/ ALL SAINTS DA | 2         | \$100.00        |
| 978          | VNDR SEA PERMIT/ CHRISTMAS     | 2         | \$100.00        |
| <b>Total</b> |                                | <b>16</b> | <b>\$800.00</b> |

## OTHER

| Type         | Permit Description             | Permits    | Fee Collected       |
|--------------|--------------------------------|------------|---------------------|
| 328          | SIGN PERMIT                    | 41         | \$3,881.94          |
| 332          | TOWER PERMIT                   | 1          | \$106.50            |
| 910          | BP CO INSPECTION               | 2          | \$0.00              |
| 915          | NEW BUSINESS                   | 54         | \$2,650.00          |
| 921          | NEIGHBORHOOD ENPOWERMENT ZNE C | 2          | \$0.00              |
| 960          | AMUSEMENT PERMIT               | 4          | \$219,450.00        |
| 985          | GARAGE SALE PERMIT             | 278        | \$4,170.00          |
| BCOM         | BUILDING COMPLAINT             | 12         | \$0.00              |
| <b>Total</b> |                                | <b>394</b> | <b>\$230,258.44</b> |

## OTHER PERMITS (BY MONTH)

| Month | CalendarYear | Count of Permit | Fee Collected |
|-------|--------------|-----------------|---------------|
| May   | 2017         | 496             | \$313,992.69  |
| May   | 2018         | 459             | \$519,595.37  |
| May   | 2019         | 410             | \$231,058.44  |

## OTHER PERMITS (YEAR TO DATE)

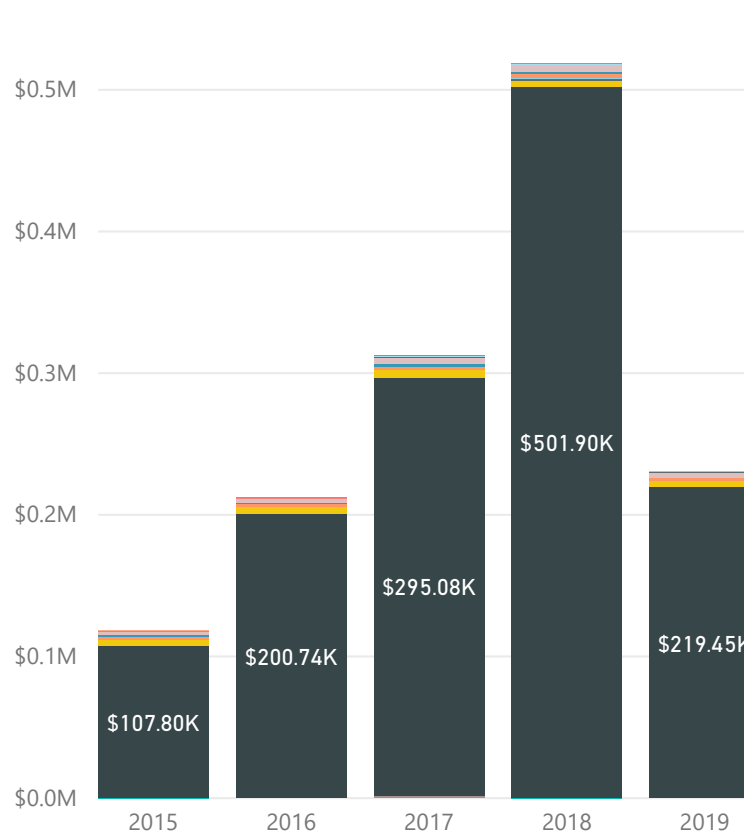
| CalendarYear | Count of Permit | Fee Collected  | ValueNum    |
|--------------|-----------------|----------------|-------------|
| 2017         | 2341            | \$1,453,420.71 | \$2,674,207 |
| 2018         | 2173            | \$1,914,623.27 | \$4,133,245 |
| 2019         | 2072            | \$1,427,903.96 | \$969,219   |

issue ...

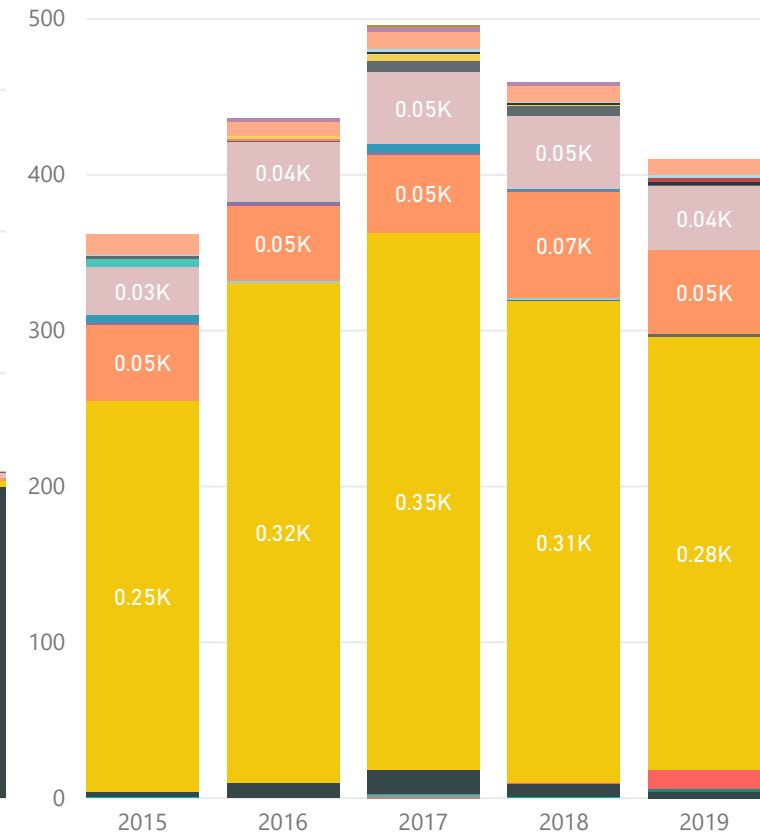



Other Permit Fees for Month

- \*PENALTY - PRKNG/PAVING
- \*PENALTY - SIGN PERMIT
- AMUSEMENT PERMIT
- BP CO INSPECTION
- BUILDING COMPLAINT
- GARAGE SALE PERMIT
- NEIGHBORHOOD ENPOWERM...
- NEIGHBORHOOD ENPOWERM...
- NEW BUSINESS
- PORTABLE BUILDING
- PRKNG/PAVING
- SIGN PERMIT
- SW POOL CONTRACTOR REG/...
- TOWER PERMIT
- VNDR 6WK PERMIT/ OTHER P...
- VNDR 6WK PERMIT/ OWN PR...



Other Permit Count for Month



TOTAL PERMIT CHARTS - PERMITS, FEES, VALUATION - MONTH

issue month

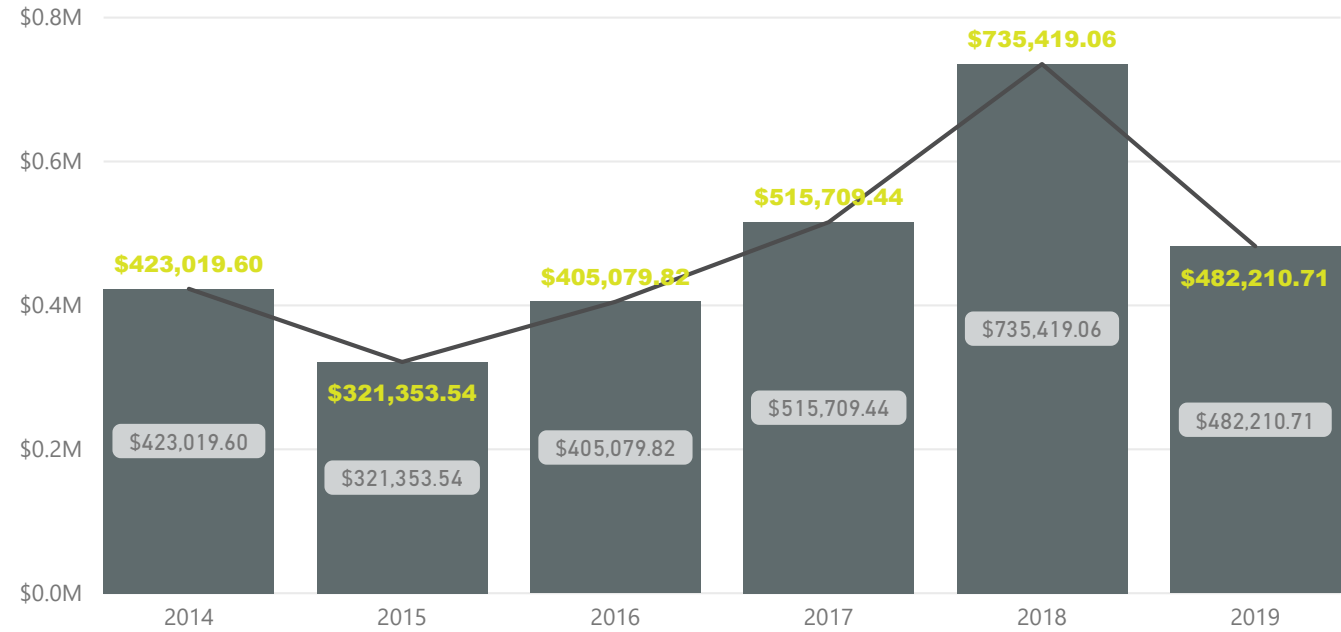
5

TOTAL PERMITS (BY MONTH)

| Month | Calendar Year | Permits | Fees Collected | Valuation    |
|-------|---------------|---------|----------------|--------------|
| May   | 2017          | 1940    | \$515,709.44   | \$25,078,635 |
| May   | 2018          | 1914    | \$735,419.06   | \$25,350,976 |
| May   | 2019          | 1694    | \$482,210.71   | \$82,585,963 |

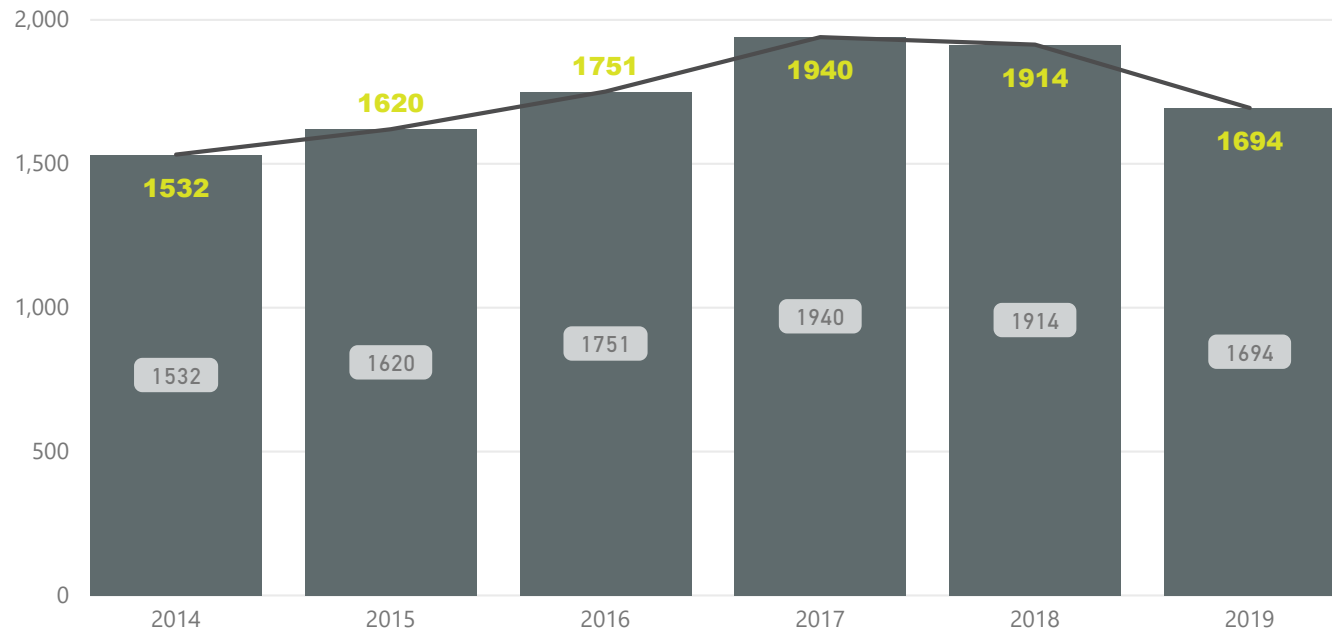
TOTAL PERMIT FEES

issue month ● 5 ● Fee Collected



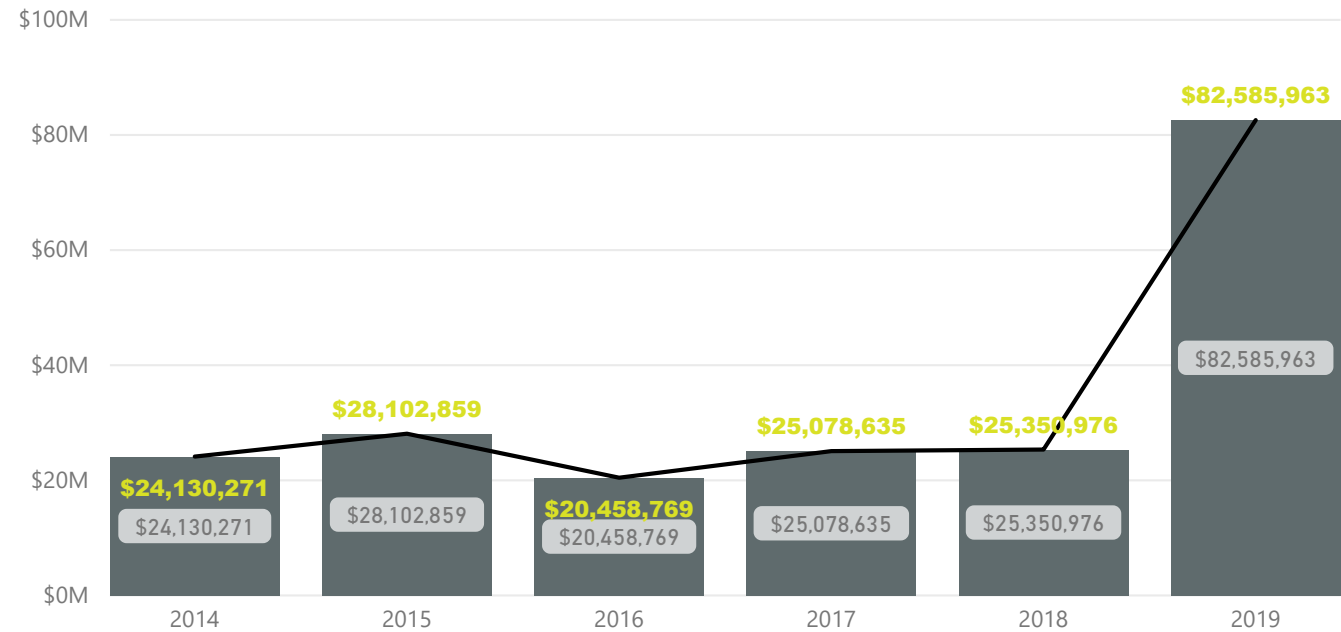
TOTAL PERMITS

issue month ● 5 ● Count of Permit



TOTAL VALUATIONS

issue month ● 5 ● Valuation



# TOTAL PERMIT CHARTS - PERMITS, FEES, VALUATION - YEAR TO DATE

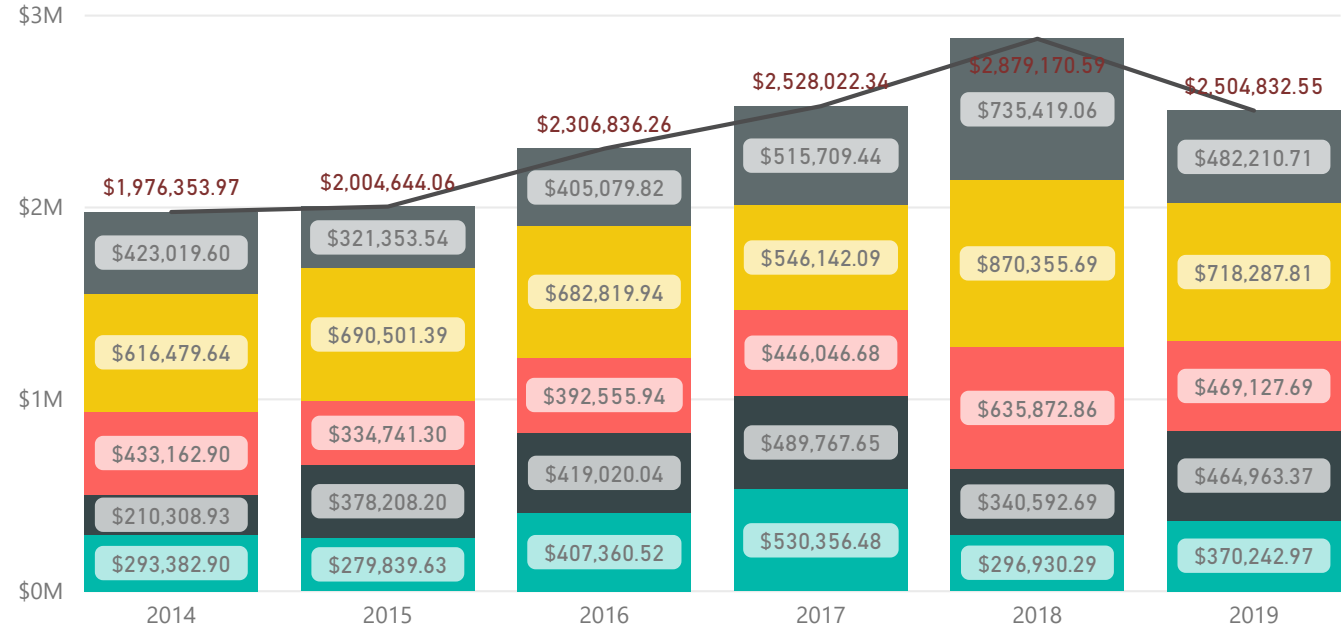
1 5

## TOTAL PERMITS (YEAR TO DATE)

| Calendar Year | Permits | Fees Collected | Valuation     |
|---------------|---------|----------------|---------------|
| 2017          | 8840    | \$2,528,022.34 | \$208,783,384 |
| 2018          | 8648    | \$2,879,170.59 | \$143,563,631 |
| 2019          | 8408    | \$2,504,832.55 | \$221,483,539 |

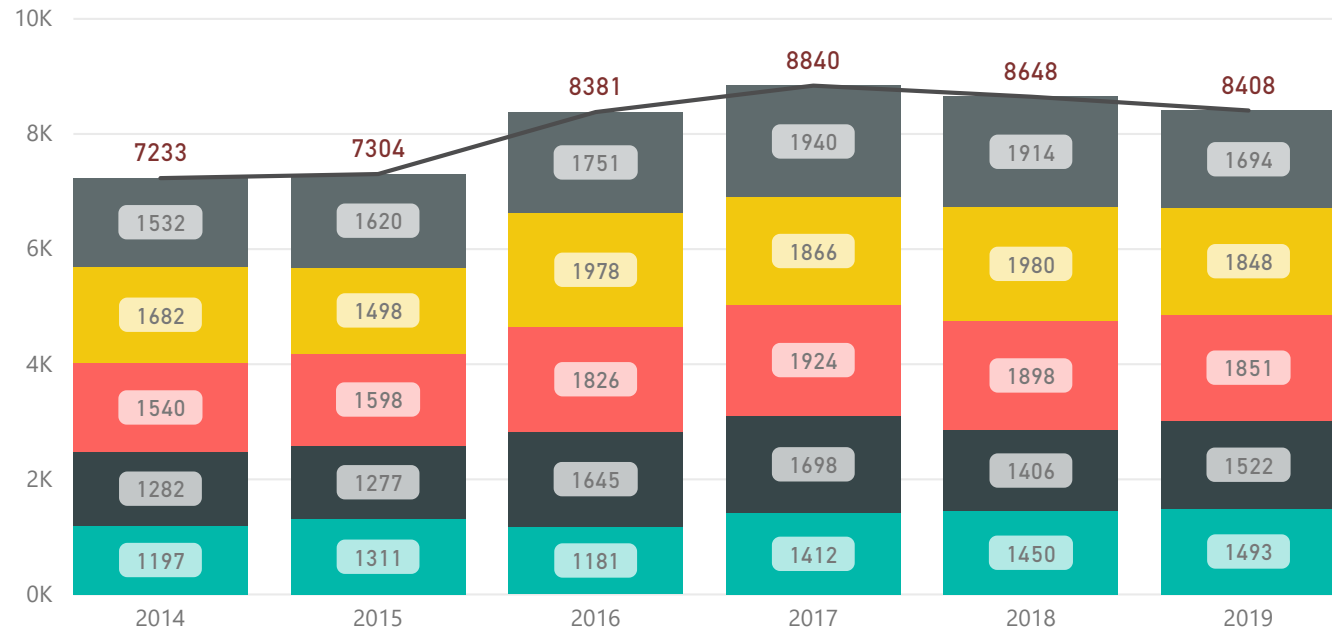
## TOTAL PERMIT FEES

issue month 1 2 3 4 5 Fee Collected



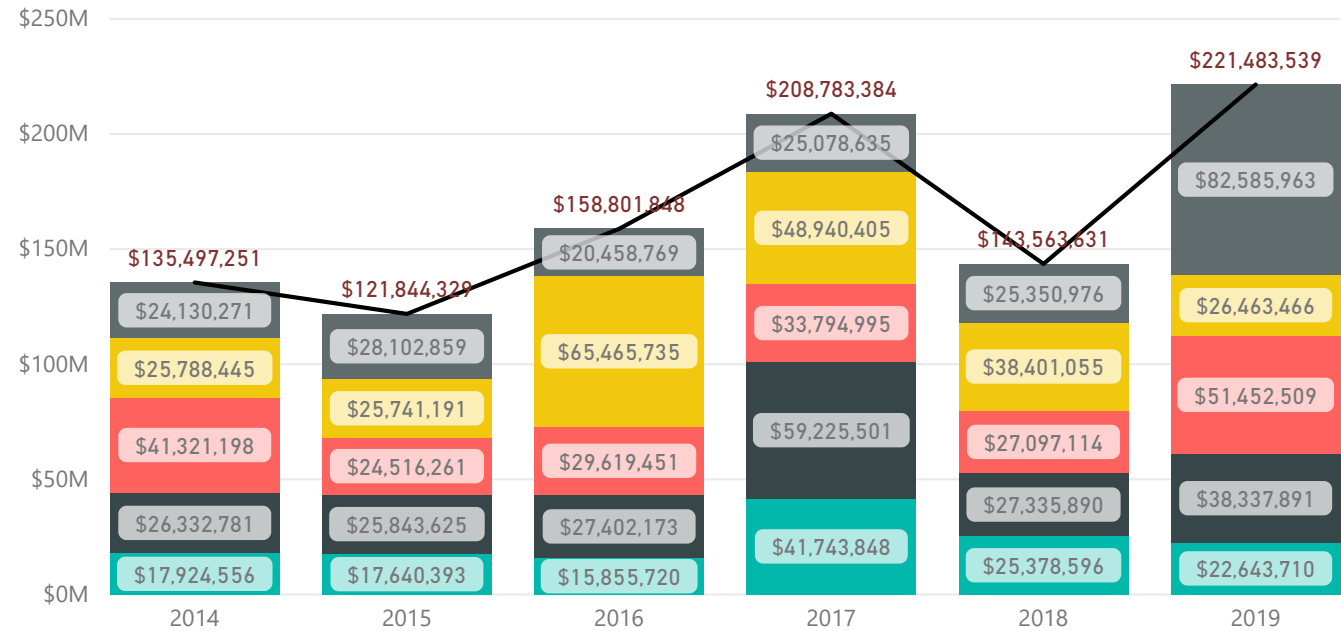
## TOTAL PERMITS

issue month 1 2 3 4 5 Count of Permit



## TOTAL VALUATIONS

issue month 1 2 3 4 5 Valuation





# Top Projects

CalendarYear ▼

issue month ▼

2019 ▼

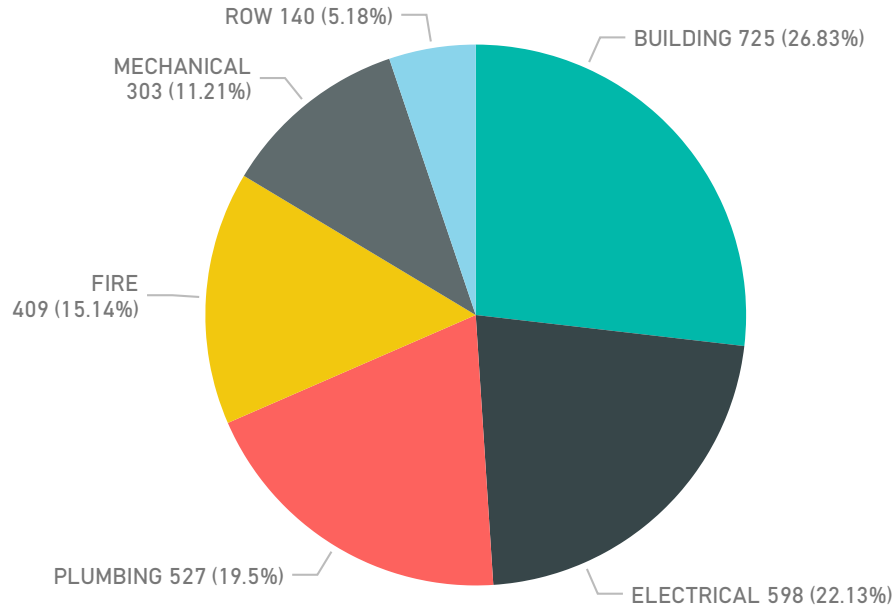
5 ▼

| ValueNum            | Permit      | Permit Description            | issue date | Address | Description |
|---------------------|-------------|-------------------------------|------------|---------|-------------|
| \$23,080,435        | 19-00002771 | INDUSTRIAL / WAREHOUSE        | 5/10/2019  |         |             |
| \$17,525,520        | 19-00000447 | SCHOOLS & OTHER EDUCATIONAL   | 5/14/2019  |         |             |
| \$11,400,000        | 19-00000815 | HOTELS,MOTEL & TOURIST CABINS | 5/3/2019   |         |             |
| \$7,048,000         | 19-00003994 | INDUSTRIAL / WAREHOUSE        | 5/13/2019  |         |             |
| \$2,500,000         | 19-00004746 | OFFICES, BANKS                | 5/31/2019  |         |             |
| \$930,000           | 19-00003654 | STORES & RETAIL               | 5/20/2019  |         |             |
| \$855,552           | 18-00016798 | STORES & RETAIL               | 5/21/2019  |         |             |
| \$700,000           | 18-00013121 | CHURCHES & OTHER RELIGIOUS    | 5/22/2019  |         |             |
| <b>\$64,039,507</b> |             |                               |            |         |             |

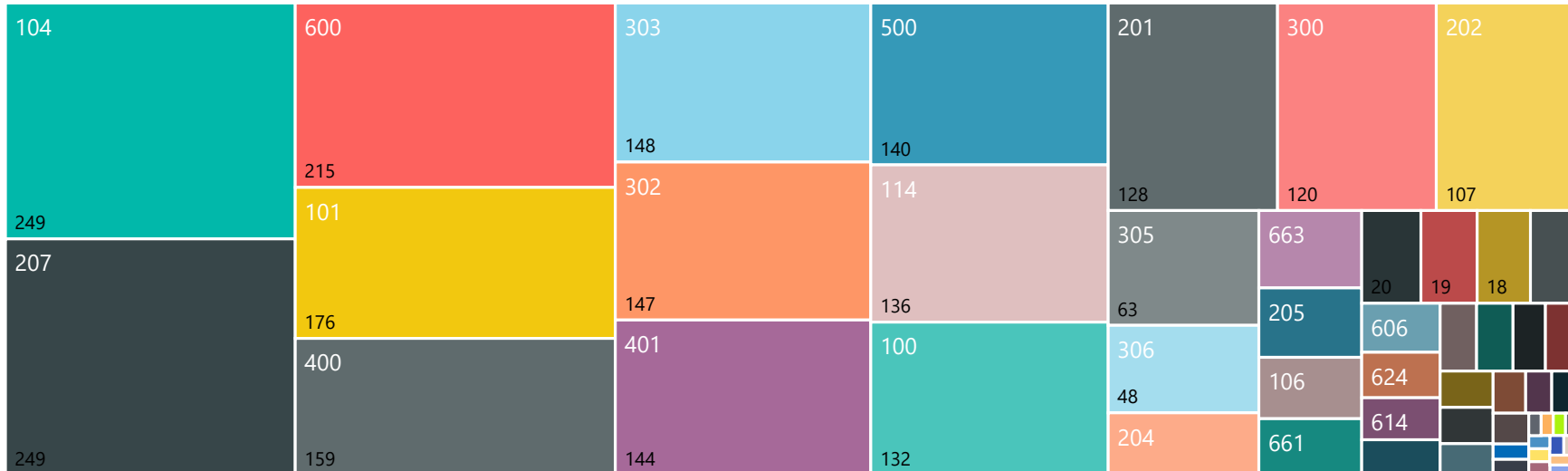
# Inspections

Month:  Year:

Count of PermitNumber by GroupType



Count of PermitNumber by InspectionCode



| InspectionCode | First Inspection Type          | Count of PermitNumber |
|----------------|--------------------------------|-----------------------|
|                | 0001 FAFS (FIRE ONLY)          | 8                     |
| 100            | 0001 FOUNDATION                | 132                   |
| 101            | 0001 FRAMING                   | 176                   |
| 104            | 0001 BUILDING FINAL            | 249                   |
| 106            | 0001 INVESTIGATION INSPECTION  | 23                    |
| 107            | 0001 POOL REINFORCING INSPECTI | 9                     |
| 114            | 0001 INSULATION                | 136                   |
| 200            | 0001 T-POLE                    | 19                    |
| 201            | 0001 EL RES. ROUGH-IN          | 128                   |
| 202            | 0001 EL-SERVICE INSPECTION     | 107                   |
| 203            | 0001 EL COMM WALL ROUGH-IN     | 8                     |
| 204            | 0001 EL COMM CEILING ROUGH-IN  | 34                    |
| 205            | 0001 EL COMM ROUGH-IN          | 26                    |
| 206            | 0001 EL PROVISIONAL            | 7                     |
| 207            | 0001 EL FINAL                  | 249                   |
| 208            | 0001 EL RECONNECT              | 20                    |
| 300            | 0001 PL COVER                  | 120                   |
| 301            | 0001 PL COPPER                 | 1                     |
| 302            | 0001 PL ROUGH-IN               | 147                   |
| 303            | 0001 PL CSI & FINAL            | 148                   |
| 305            | 0001 PL GAS ROUGH IN           | 63                    |
| 306            | 0001 PL GAS FINAL              | 48                    |
| 400            | 0001 ML ROUGH -IN              | 159                   |
| 401            | 0001 ML FINAL                  | 144                   |
| 500            | 0001 SC DRIVEWAY & SIDEWALK    | 140                   |
| 600            | 0001 FIRE INSPECTION           | 215                   |
| 601            | 0001 FIRE RE-INSPECTION 2ND VI | 1                     |
| 604            | 0001 FIRE ALARM PANEL REPLACEM | 1                     |
| 605            | 0001 FIRE CONTROL BURNING INSP | 1                     |
| 606            | 0001 FIRE BEER & WINE INSP     | 14                    |
| 608            | 0001 FIRE DAYCARE OR SIMILAR I | 10                    |
| 609            | 0002 FIRE DETENTION            | 1                     |
| 610            | 0001 FIRE EXPLOSIVE TRANSPORT  | 7                     |
| 614            | 0001 FIRE ALARM MODIFICATION I | 12                    |
| 616            | 0001 FIRE ALARM CONN TO SPRINK | 1                     |
| 618            | 0003 FIRE HOTEL INSP           | 4                     |
| 619            | 0001 FIRE HOSPITAL OR SIMILAR  | 1                     |
| 620            | 0001 FIRE SPRINKLER HYDRSTATIC | 18                    |
| 624            | 0001 FIRE ALARM NEW INSTALL IN | 13                    |
| 625            | 0001 FIRE NURSING HOME OR SIMI | 2                     |
| <b>Total</b>   | <b>0001 BUILDING FINAL</b>     | <b>2702</b>           |

