

JUNE 2019

2019 Monthly Permit Reports

Building Development Services  
Department

1120 San Bernardo Ave

Laredo, Texas 78040

956.794.1625

Acting Director: Victor Linares, PE



# Building Permits (New Construction)

CalendarYear  issue month

## HOUSEKEEPING BUILDING

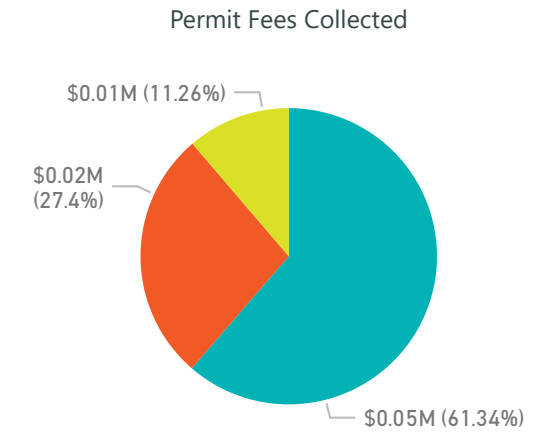
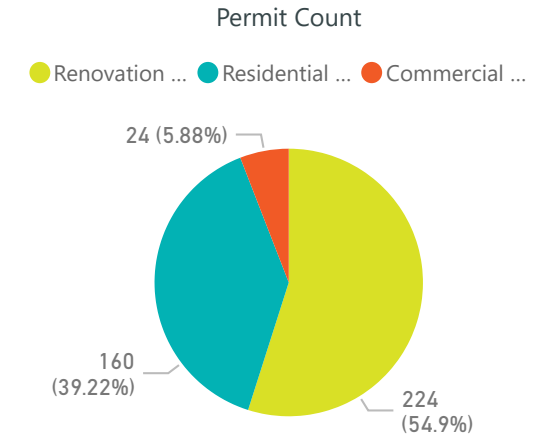
Type	Permit Description	Permits	Fee Collected	Valuation
101	SINGLE FAMILY DETACHED	132	\$44,723.50	\$17,420,584
103	2 FAMILY BLDG DUPLEX	10	\$0.00	\$502,720
105	5 OR MORE FAMILY BLDG	1	\$0.00	\$0
106	REINSTALLATION PERMIT	7	\$350.00	\$0
106P	*PENALTY - REINSTALLATION PERMIT	1	\$56.25	\$0
107	INSTALLATION PERMIT	9	\$437.50	\$0
<b>Total</b>		<b>160</b>	<b>\$45,567.25</b>	<b>\$17,923,304</b>

## ADDITIONS, ALTERNATIONS & CONVERSION

Type	Permit Description	Permits	Fee Collected	Valuation
435	BLOCK FENCE-REMODEL-REROOF	122	\$1,105.50	\$1,038,619
434	RES PORCH, CARPORT & ADDITION	49	\$1,900.50	\$785,391
440	REMODELING RESIDENTIAL	10	\$1,753.00	\$735,765
437	NON RESD & NON HOUSE KEEPING	5	\$1,933.00	\$382,781
439	SWIMMING POOL	21	\$1,089.00	\$306,500
438	ADDS RES STORAGE, & PALAP	11	\$348.00	\$80,274
434P	*PENALTY - RES PORCH, CARPORT & ADDITION	2	\$70.50	\$0
435P	*PENALTY - BLOCK FENCE-REMODEL-REROOF	2	\$88.50	\$0
438P	*PENALTY - ADDS RES STORAGE, & PALAP	2	\$75.00	\$0
<b>Total</b>		<b>224</b>	<b>\$8,363.00</b>	<b>\$3,329,330</b>

## NEW NON-RESIDENTIAL BUILDING

Type	Permit Description	Permits	Fee Collected	Valuation
318	AMUSEMENT,RECEPTION, RECREATIO	1	\$1,344.00	\$367,200
320	INDUSTRIAL / WAREHOUSE	1	\$1,149.00	\$302,500
324	OFFICES, BANKS	3	\$691.50	\$106,652
324P	*PENALTY - OFFICES, BANKS	1	\$136.50	\$0
327	STORES & RETAIL	13	\$16,317.00	\$9,436,438
327P	*PENALTY - STORES & RETAIL	1	\$52.50	\$0
331	RESTAURANT	4	\$663.00	\$141,653
<b>Total</b>		<b>24</b>	<b>\$20,353.50</b>	<b>\$10,354,443</b>



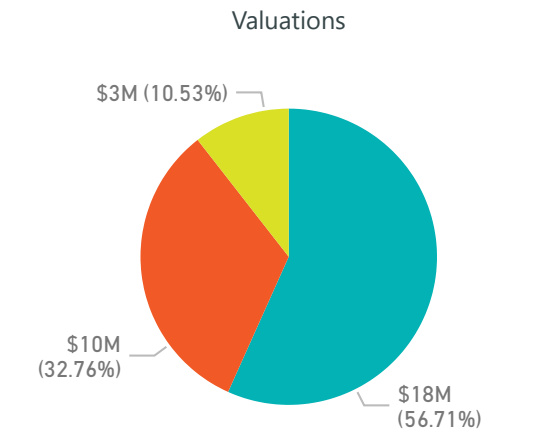
## BUILDING PERMITS (BY MONTH)

Month	CalendarYear	Count of Permit	Fee Collected	ValueNum
June	2017	800	\$170,957.40	\$60,084,469
June	2018	499	\$126,081.25	\$33,069,426
June	2019	408	\$74,283.75	\$31,607,077

## BUILDING PERMITS (YEAR TO DATE)

CalendarYear	Count of Permit	Fee Collected	ValueNum
2017	3243	\$802,824.03	\$266,193,646
2018	2976	\$663,281.57	\$172,499,812
2019	2398	\$708,174.49	\$252,121,397

issue month



# BUILDING PERMIT (NEW CONSTRUCTION) - CHARTS - PERMITS, FEES, VALUATION

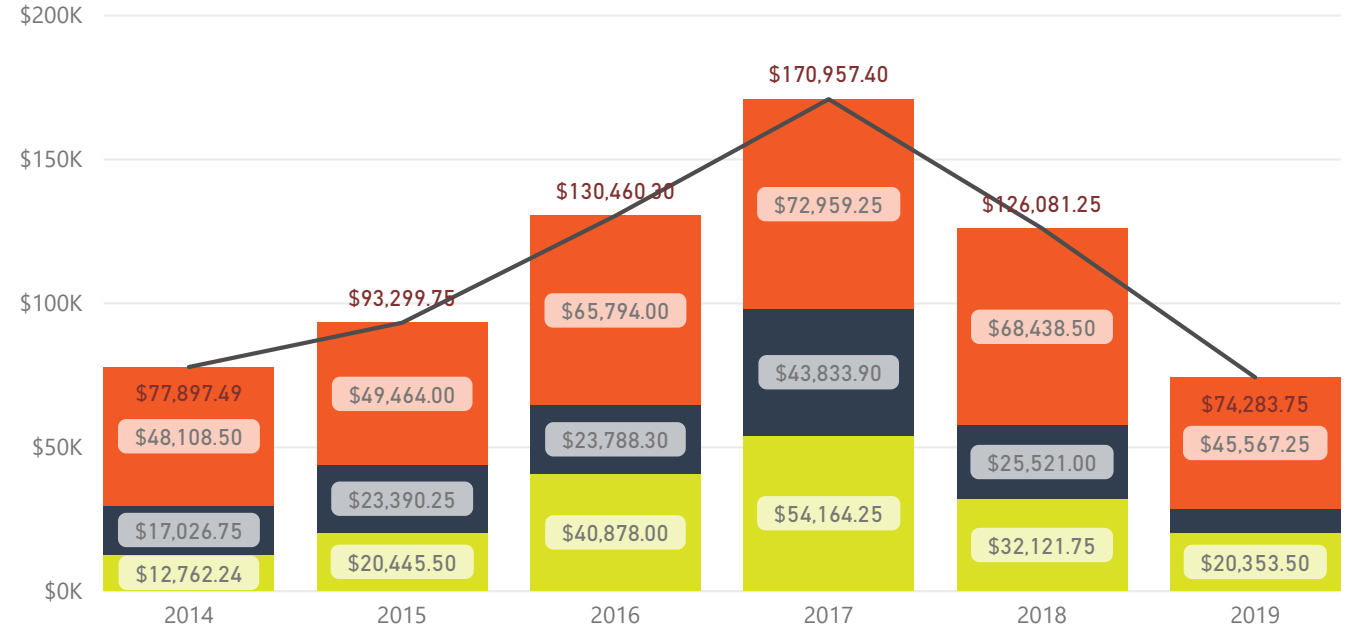
issue month

6

Permit-Type	Average of Fee Collected	Average of Valuation
Commercial Construction	\$848.06	\$431,435.13
Renovation & Additions	\$37.33	\$14,863.08
Residential Construction	\$284.80	\$112,020.65
<b>Total</b>	<b>\$182.07</b>	<b>\$77,468.33</b>

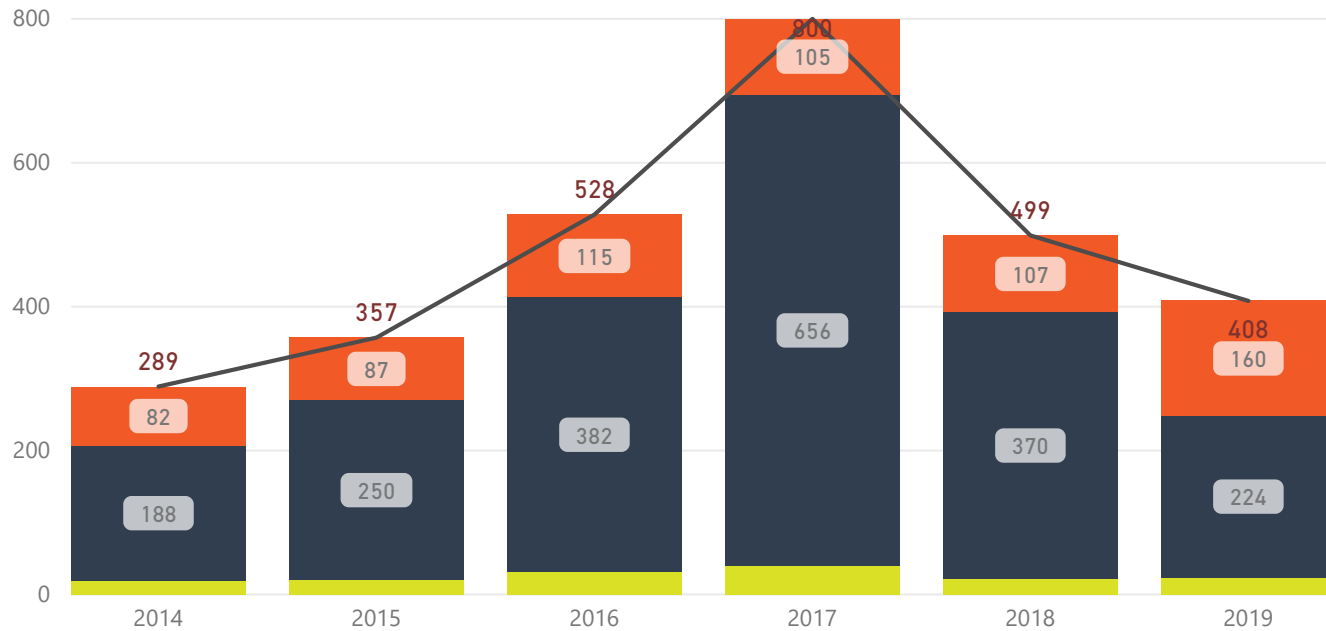
## NEW BUILDING PERMIT FEES

Permit-Type ● Commercial Construction ● Renovation & Additions ● Residential Construction ● Fee Collected



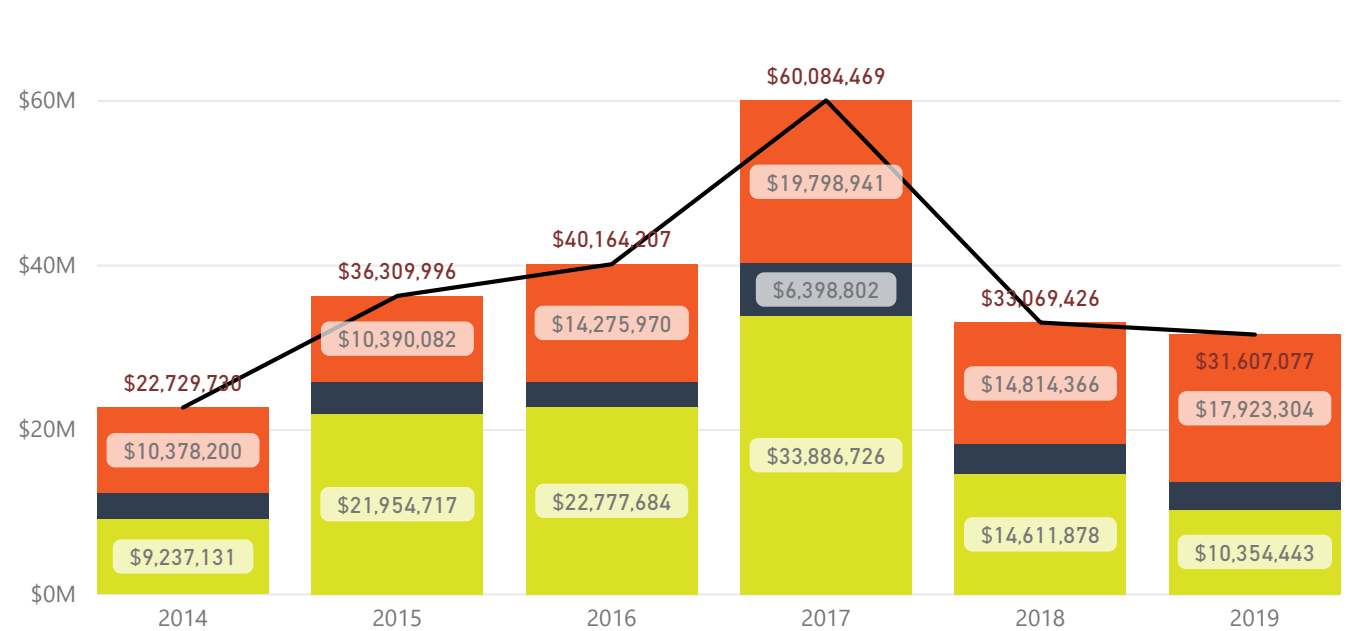
## NEW BUILDING PERMITS

Permit-Type ● Commercial Construction ● Renovation & Additions ● Residential Construction ● Count of Permit



## NEW BUILDING VALUATIONS

Permit-Type ● Commercial Construction ● Renovation & Additions ● Residential Construction ● Valuation

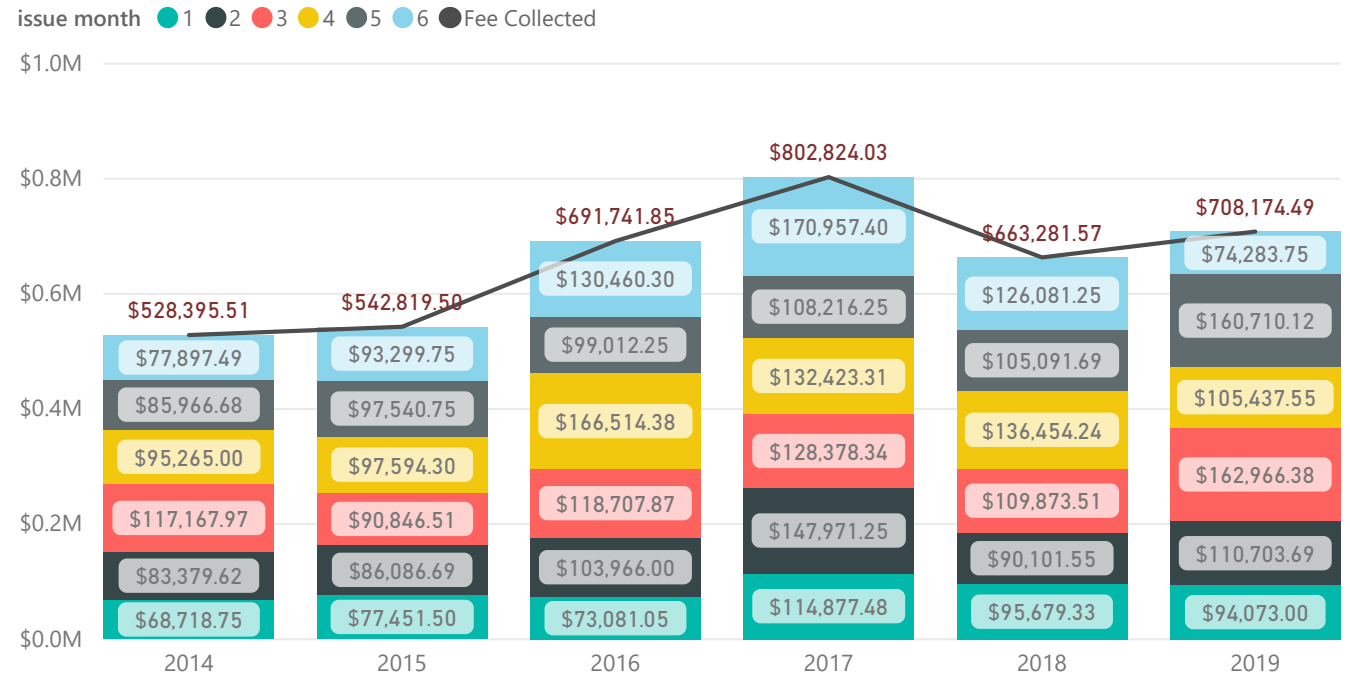


# BUILDING PERMIT (NEW CONSTRUCTION) - CHARTS - PERMITS, FEES, VALUATION - YEAR TO DATE

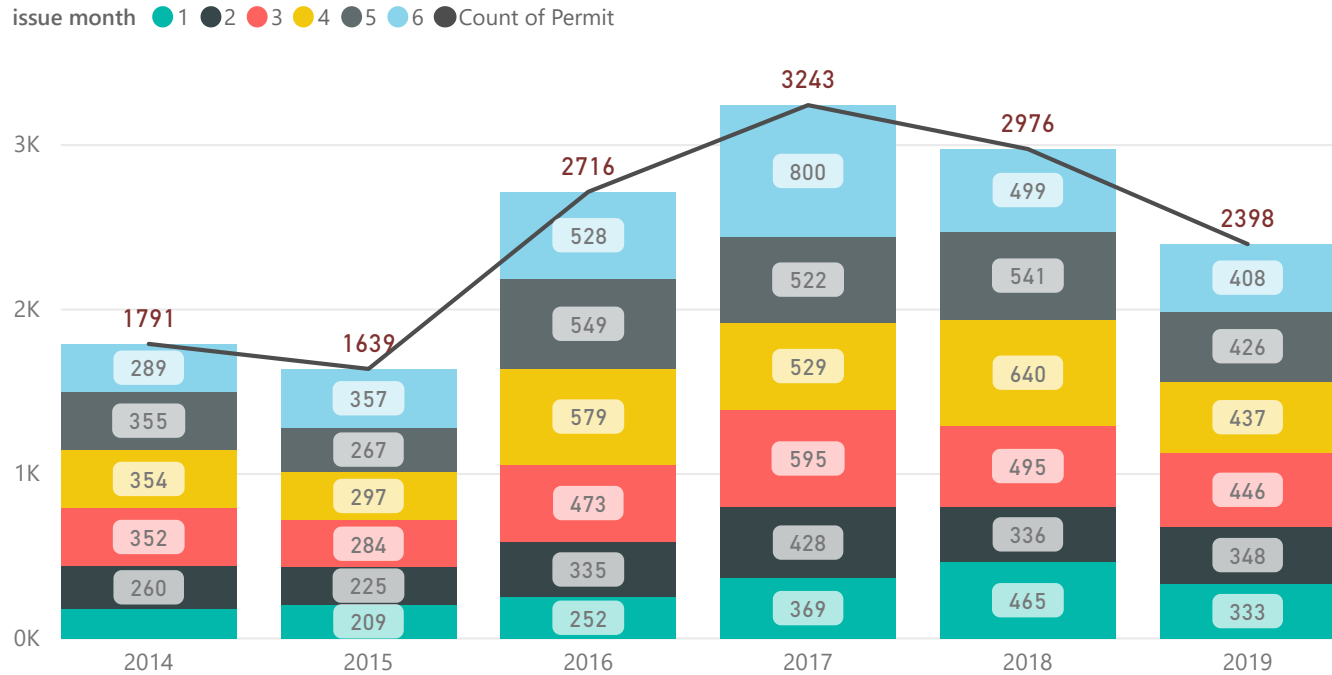
1 6

Permit-Type	Average of Fee Collected	Average of Valuation
Commercial Construction	\$1,454.82	\$919,107.88
Renovation & Additions	\$75.76	\$13,545.75
Residential Construction	\$501.91	\$128,128.48
<b>Total</b>	<b>\$295.32</b>	<b>\$105,138.20</b>

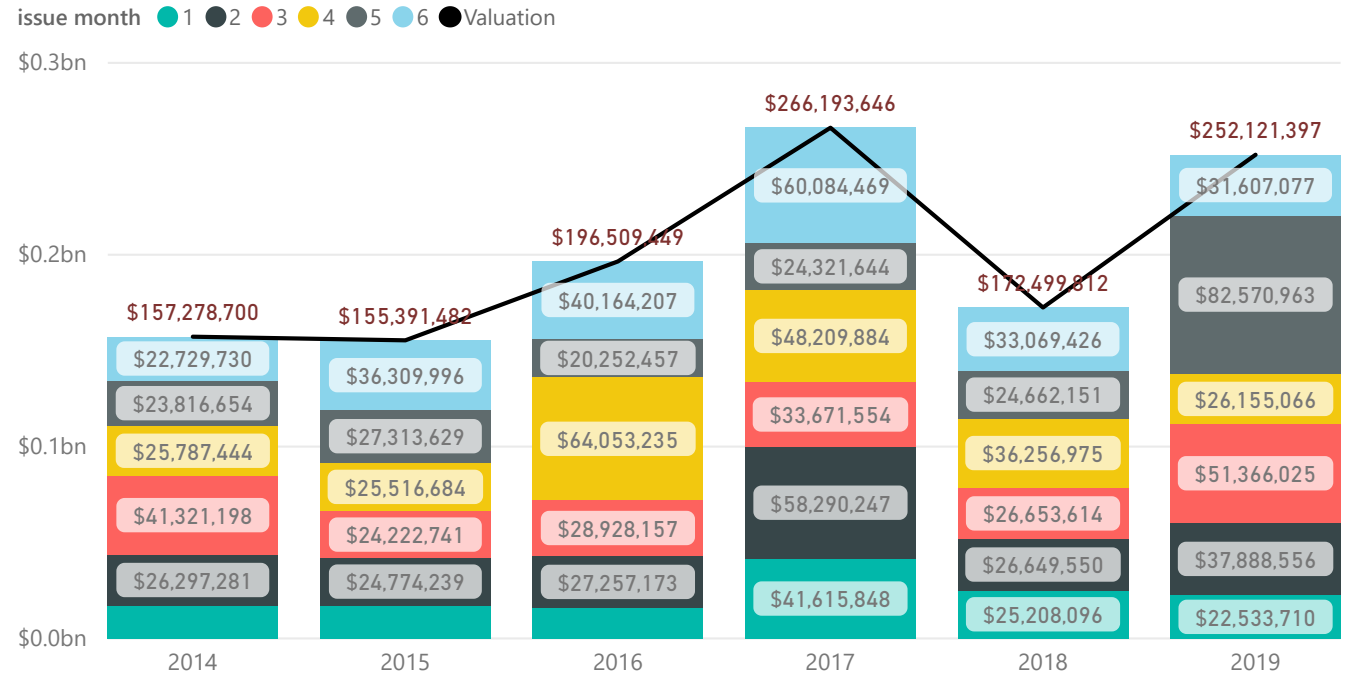
## NEW BUILDING PERMIT FEES



## NEW BUILDING PERMITS



## NEW BUILDING VALUATIONS



# Professional Permits

CalendarYear  issue month

## RIGHT-OF-WAY (ROW)

Type	Permit Description	Permits	Fee Collected
500	RES DRIVEWAY & SIDEWALK	118	\$5,800.00
501	COMM DRIVEWAY & SIDEWALK	9	\$1,500.00
502	RES IRRIGATION ROW	35	\$1,750.00
503	COMM IRRIGATION ROW	2	\$500.00
511	STREET CUT R.O.W. ENG	65	\$5,400.00
511B	STREET CUT R.O.W. BLDG	6	\$2,000.00
<b>Total</b>		<b>235</b>	<b>\$16,950.00</b>

## DEMOLITIONS

Type	Permit Description	Permits	Fee Collected
645	DEMO SINGLE FAM ATCH/DETACH	35	\$1,700.00
649	DEMO COMMERCIAL BLDG	6	\$588.00
<b>Total</b>		<b>41</b>	<b>\$2,288.00</b>

## ELECTRICAL

Type	Permit Description	Permits	Fee Collected
700	EL-TEMPORARY	19	\$1,171.00
701	EL-RESIDENTIAL	176	\$17,034.50
702	EL-COMMERCIAL	100	\$11,974.00
703	EL-RECON/RELOCATE	14	\$525.00
705	EL-METER UPGRADE	7	\$449.00
<b>Total</b>		<b>316</b>	<b>\$31,153.50</b>

## PLUMBING

Type	Permit Description	Permits	Fee Collected
800	PL-RESIDENTIAL	154	\$20,509.00
801	PL-COMMERCIAL	43	\$5,022.00
804	PL-IRRIGATION RESIDENTIAL	45	\$3,083.00
805	PL-IRRIGATION COMMERCIAL	4	\$181.00
<b>Total</b>		<b>246</b>	<b>\$28,795.00</b>

## MECHANICAL

Type	Permit Description	Permits	Fee Collected
900	ML-RESIDENTIAL	100	\$11,340.00
901	ML-COMMERCIAL	16	\$6,119.00
902	ML-CHANGE OUT	6	\$832.00
<b>Total</b>		<b>122</b>	<b>\$18,291.00</b>

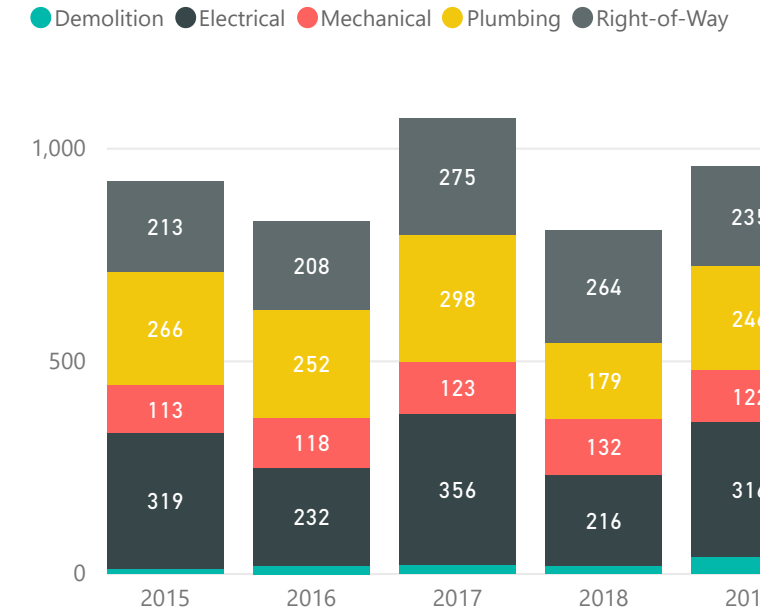
## PROFESSIONAL PERMITS (BY MONTH)

Month	CalendarYear	Count of Permit	Fee Collected
June	2017	1073	\$110,626.50
June	2018	809	\$72,733.00
June	2019	960	\$97,477.50

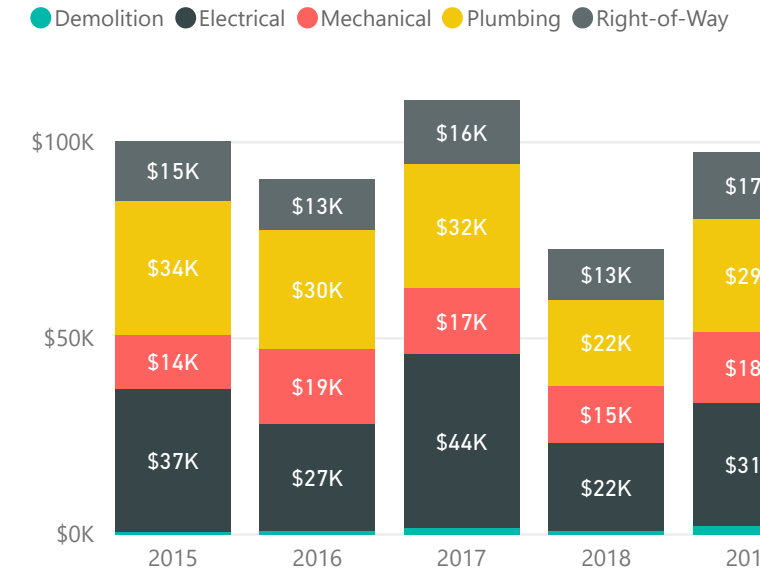
## PROFESSIONAL PERMITS (YEAR TO DATE)

CalendarYear	Count of Permit	Fee Collected
2017	5129	\$553,361.50
2018	4807	\$500,080.00
2019	5306	\$540,515.35

## Professional Permits by Year for this Month



## Professional Permit Fees Collected by Year for this Month



issue ...




# Other Permits & Totals

CalendarYear  issue month

## VENDOR

Type	Permit Description	Permits	Fee Collected
970	VNDR 6WK PERMIT/ OWN PROPERTY	4	\$315.00
999	VNDR SEA PERMIT/ RELOC/RENEW	3	\$45.00
<b>Total</b>		<b>7</b>	<b>\$360.00</b>

## OTHER

Type	Permit Description	Permits	Fee Collected
321	PRKNG/PAVING	4	\$4,979.25
328	SIGN PERMIT	32	\$2,947.49
332	TOWER PERMIT	30	\$2,800.00
910	BP CO INSPECTION	1	\$0.00
915	NEW BUSINESS	32	\$1,600.00
920	NEIGHBORHOOD ENPOWERMENT ZNE R	2	\$100.00
921	NEIGHBORHOOD ENPOWERMENT ZNE C	3	\$1,337.96
941	SW POOL CONTRACTOR REG/RENEWAL	1	\$50.00
960	AMUSEMENT PERMIT	6	\$497,700.00
985	GARAGE SALE PERMIT	434	\$6,510.00
BCOM	BUILDING COMPLAINT	12	\$0.00
<b>Total</b>		<b>557</b>	<b>\$518,024.70</b>

## OTHER PERMITS (BY MONTH)

Month	CalendarYear	Count of Permit	Fee Collected
June	2017	666	\$227,970.68
June	2018	543	\$444,421.66
June	2019	564	\$518,384.70

## OTHER PERMITS (YEAR TO DATE)

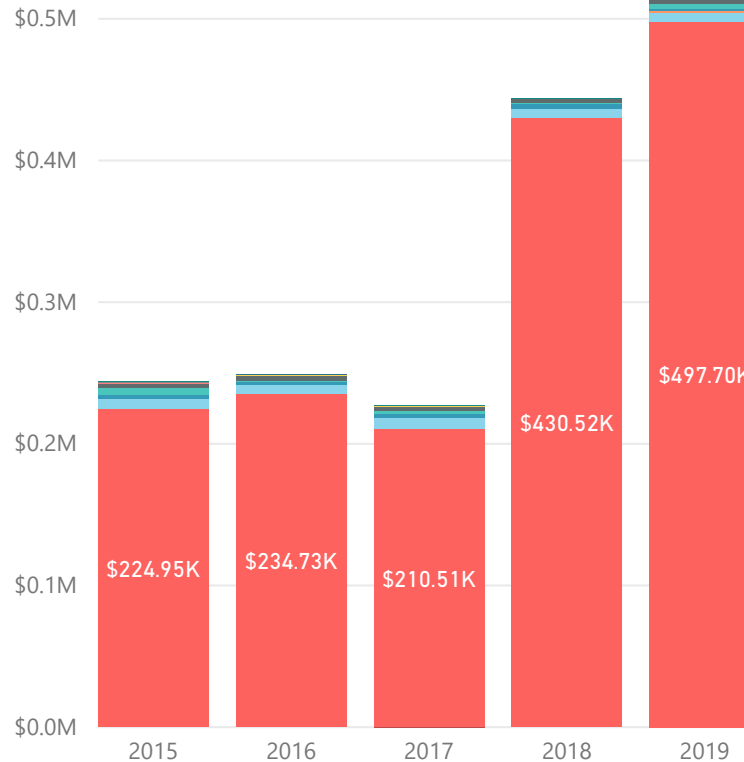
CalendarYear	Count of Permit	Fee Collected	ValueNum
2017	3007	\$1,681,391.39	\$3,639,551
2018	2716	\$2,359,044.93	\$4,452,652
2019	2636	\$1,946,288.66	\$3,090,310

issue ...

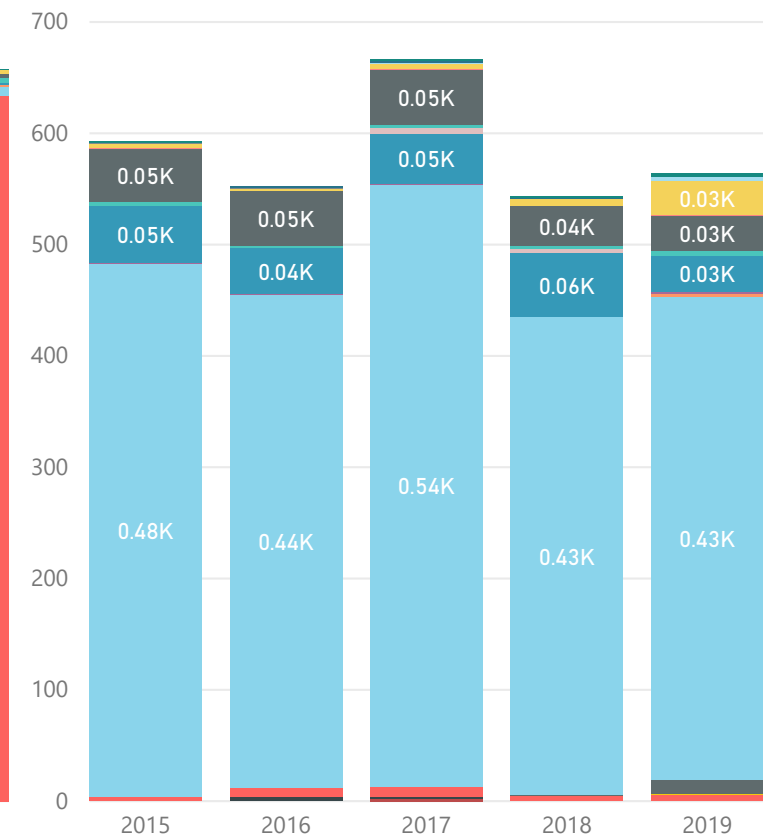


Other Permit Fees for Month

- \*PENALTY - PORTABLE BUIL...
- \*PENALTY - SIGN PERMIT
- AMUSEMENT PERMIT
- BP CO INSPECTION
- BUILDING COMPLAINT
- GARAGE SALE PERMIT
- NEIGHBORHOOD ENPOWERM...
- NEIGHBORHOOD ENPOWERM...
- NEW BUSINESS
- PORTABLE BUILDING
- PRKNG/PAVING
- SIGN PERMIT
- SW POOL CONTRACTOR REG/...
- TOWER PERMIT
- VNDR 6WK PERMIT/ OTHER P...
- VNDR 6WK PERMIT/ OWN PR...



Other Permit Count for Month



# TOTAL PERMIT CHARTS - PERMITS, FEES, VALUATION - MONTH

issue month

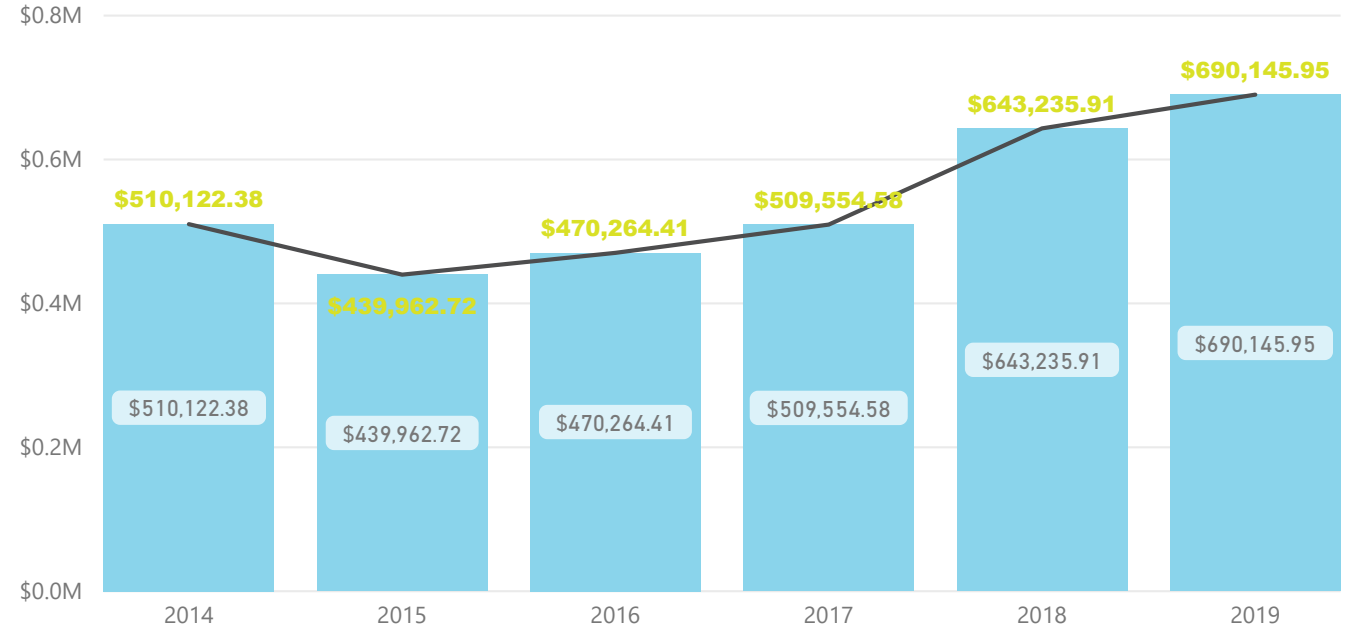
6

## TOTAL PERMITS (BY MONTH)

Month	Calendar Year	Permits	Fees Collected	Valuation
June	2017	2539	\$509,554.58	\$61,049,813
June	2018	1851	\$643,235.91	\$33,388,833
June	2019	1932	\$690,145.95	\$33,728,168

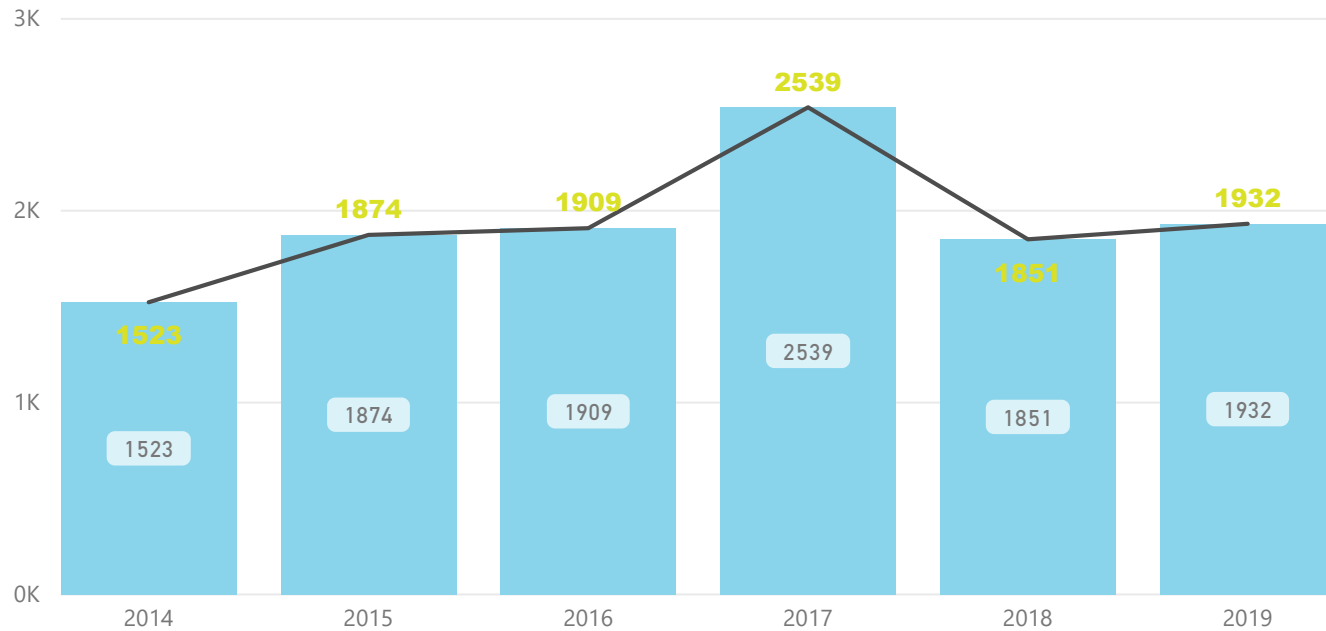
## TOTAL PERMIT FEES

issue month ● 6 ● Fee Collected



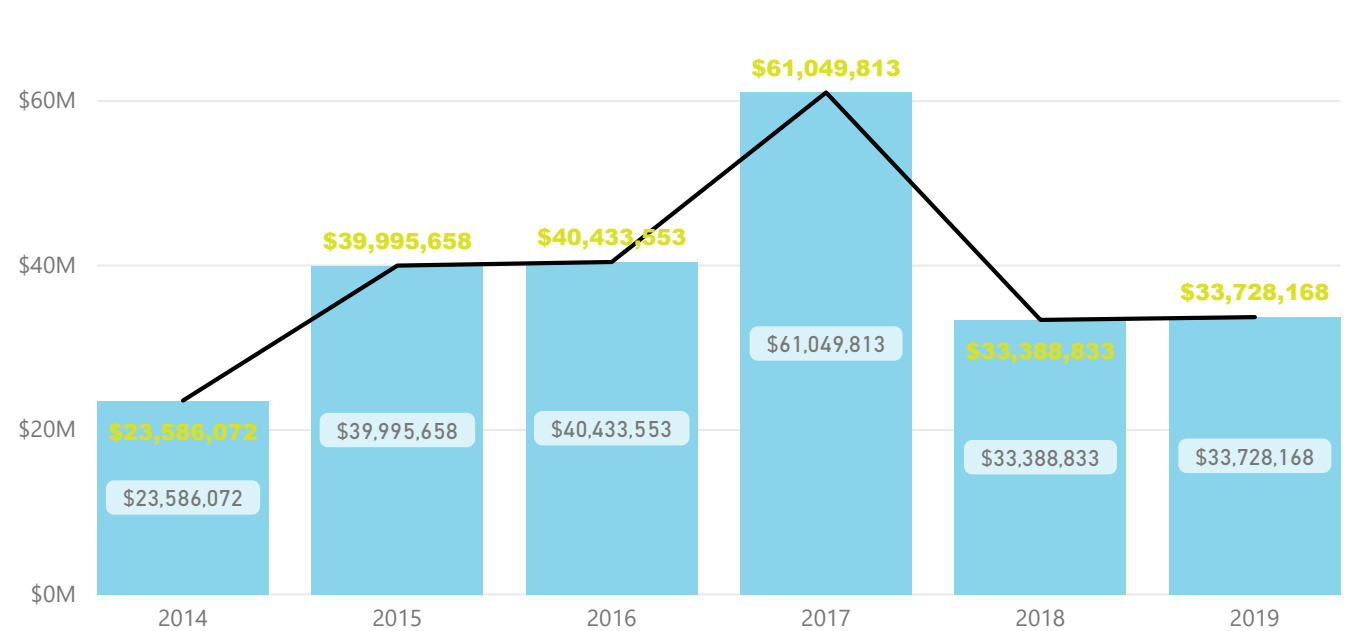
## TOTAL PERMITS

issue month ● 6 ● Count of Permit



## TOTAL VALUATIONS

issue month ● 6 ● Valuation



# TOTAL PERMIT CHARTS - PERMITS, FEES, VALUATION - YEAR TO DATE

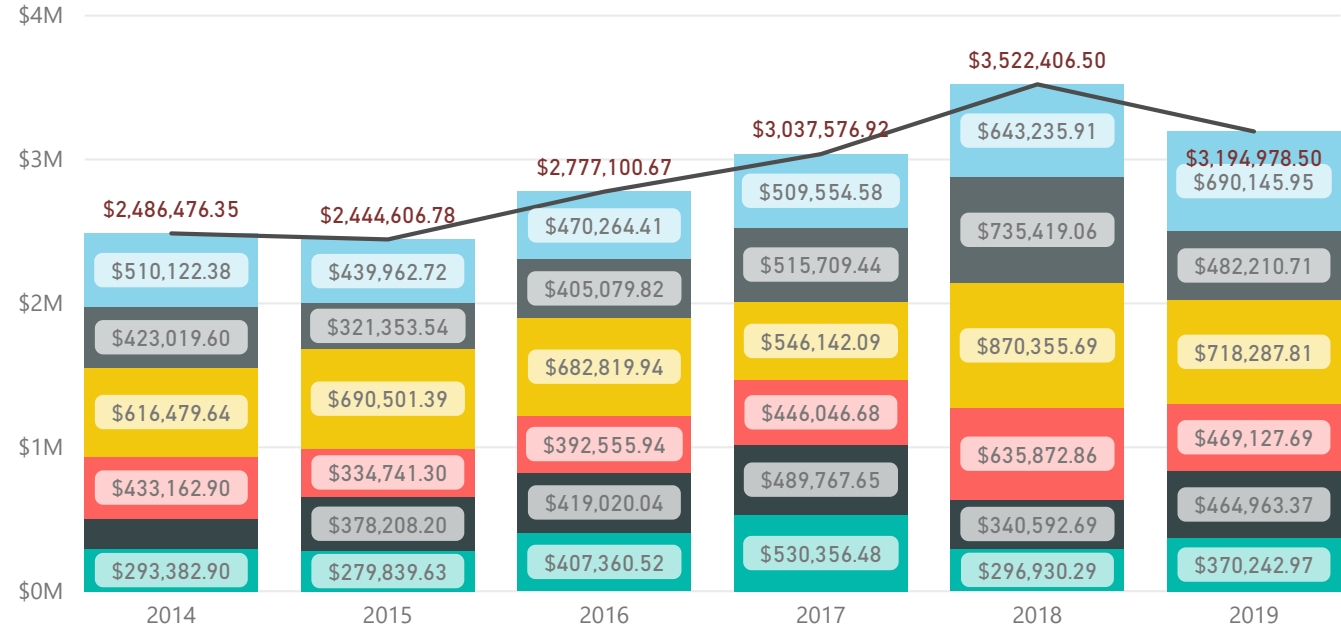
1 6

## TOTAL PERMITS (YEAR TO DATE)

Calendar Year	Permits	Fees Collected	Valuation
2017	11379	\$3,037,576.92	\$269,833,197
2018	10499	\$3,522,406.50	\$176,952,464
2019	10340	\$3,194,978.50	\$255,211,707

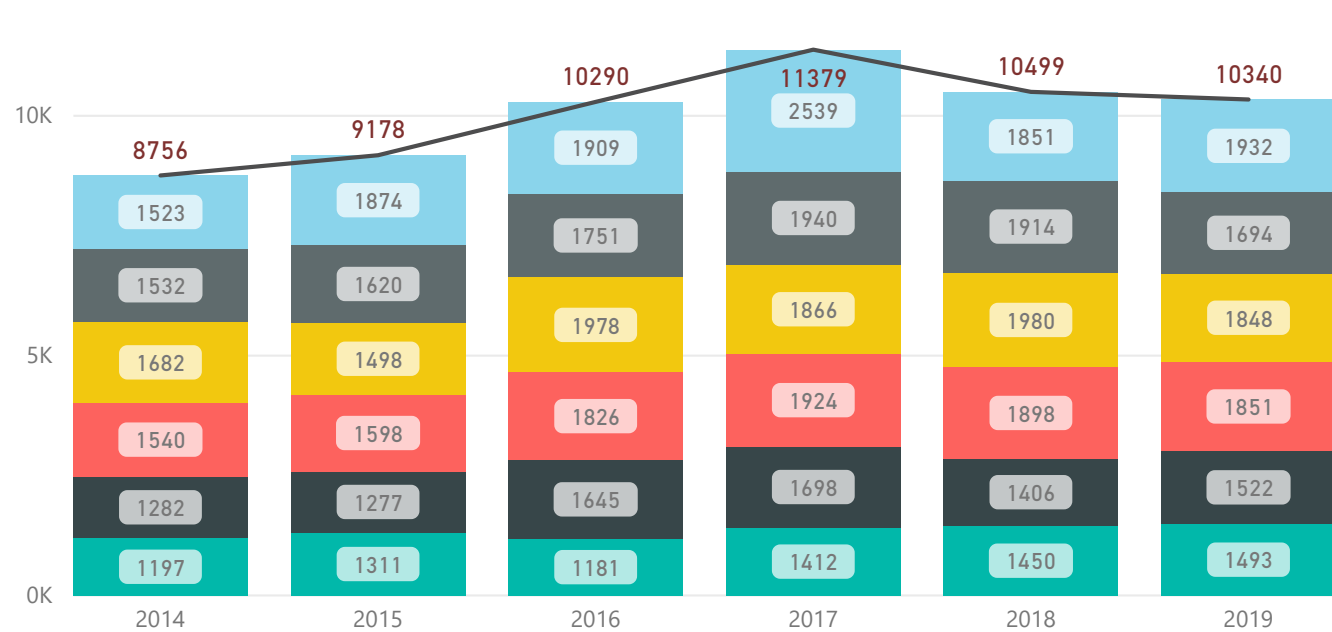
## TOTAL PERMIT FEES

issue month 1 2 3 4 5 6 ● Fee Collected



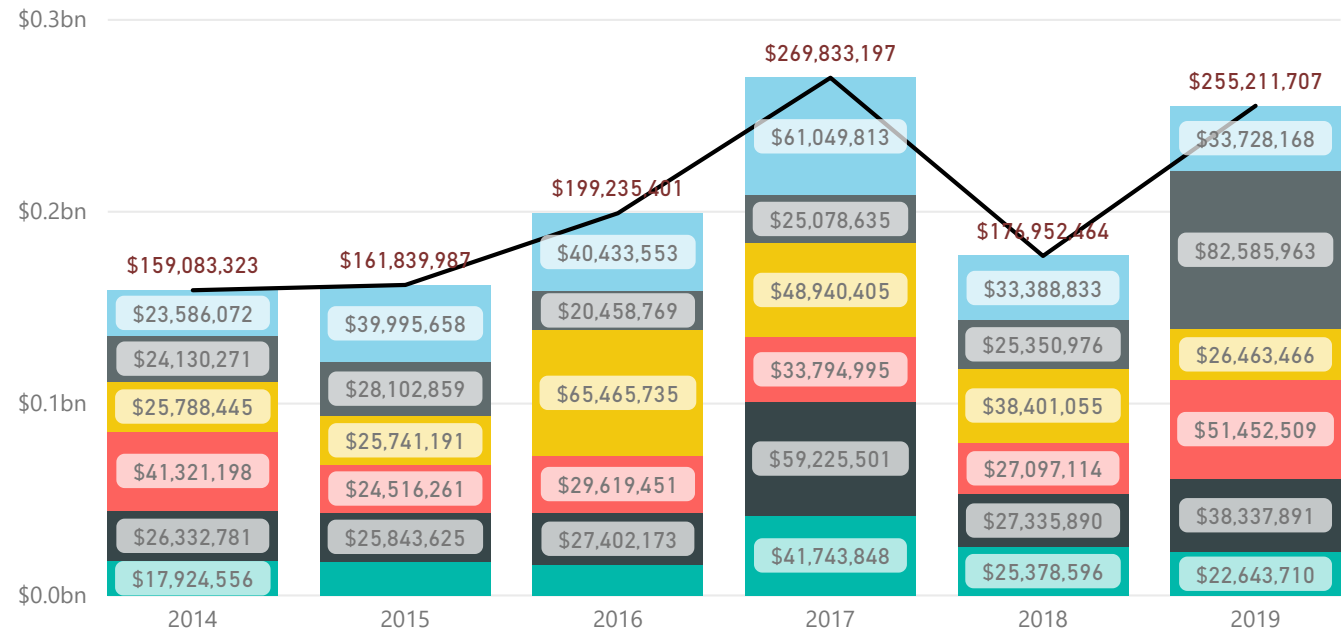
## TOTAL PERMITS

issue month 1 2 3 4 5 6 ● Count of Permit



## TOTAL VALUATIONS

issue month 1 2 3 4 5 6 ● Valuation





# Top Projects

CalendarYear



2019



issue month



6

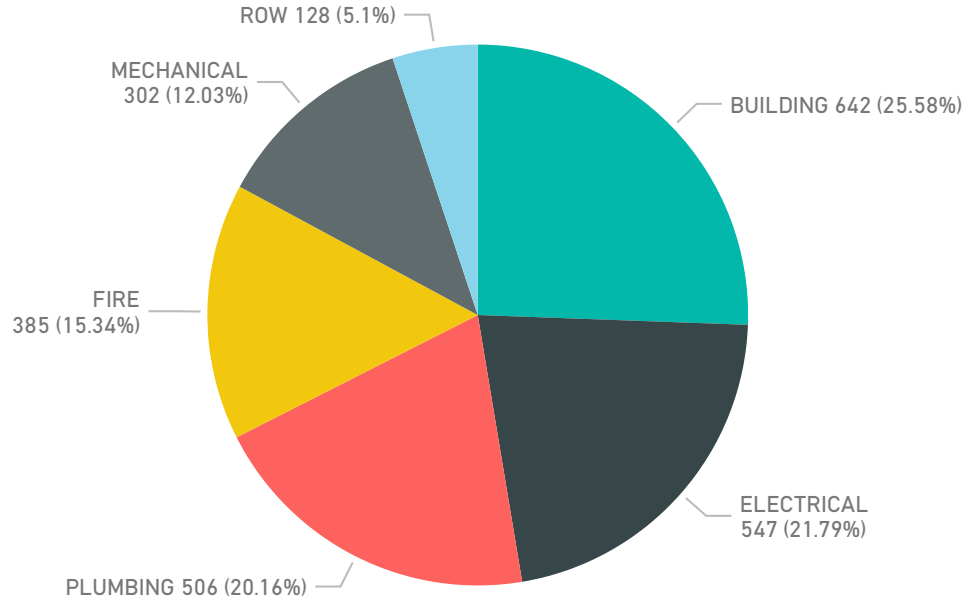


ValueNum	Permit	Permit Description	issue date	Address	Description
\$5,000,000	19-00002970	STORES & RETAIL	6/28/2019		
\$3,000,000	19-00004287	STORES & RETAIL	6/13/2019		
\$554,400	19-00000571	SINGLE FAMILY DETACHED	6/7/2019		
<b>\$8,554,400</b>					

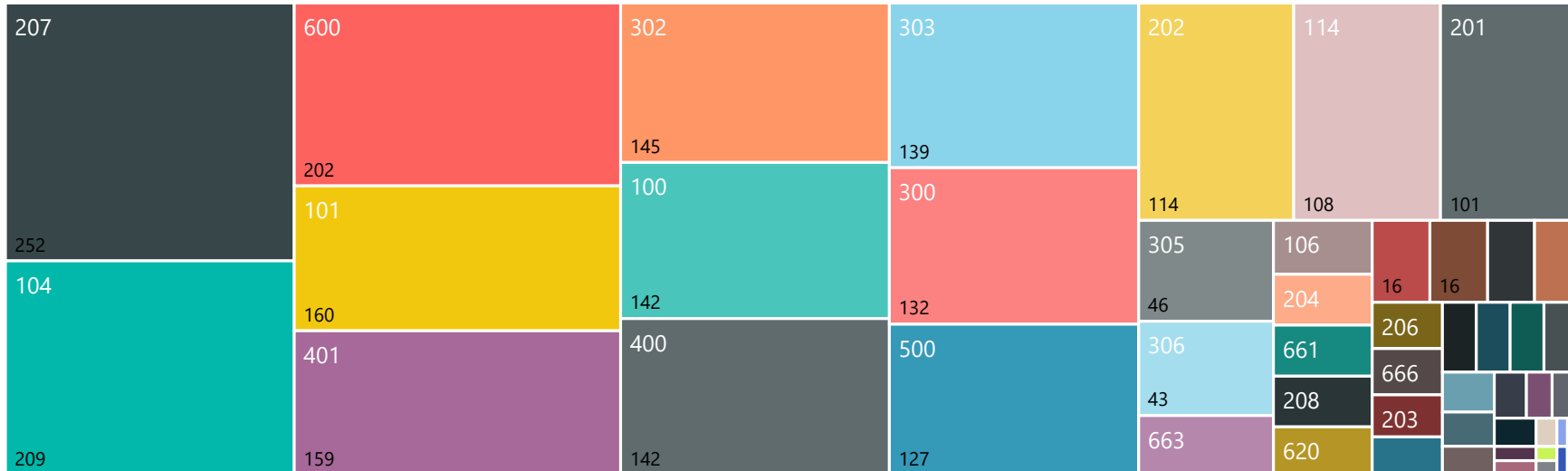
# Inspections

Month: 
 Year:

Count of PermitNumber by GroupType



Count of PermitNumber by InspectionCode



InspectionCode	First Inspection Type	Count of PermitNumber
	0001 FAFS (FIRE ONLY)	8
100	0001 FOUNDATION	142
101	0001 FRAMING	160
104	0001 BUILDING FINAL	209
106	0001 INVESTIGATION INSPECTION	18
107	0001 POOL REINFORCING INSPECTI	5
114	0001 INSULATION	108
200	0001 T-POLE	16
201	0001 EL RES. ROUGH-IN	101
202	0001 EL-SERVICE INSPECTION	114
203	0001 EL COMM WALL ROUGH-IN	10
204	0001 EL COMM CEILING ROUGH-IN	17
205	0001 EL COMM ROUGH-IN	9
206	0001 EL PROVISIONAL	11
207	0001 EL FINAL	252
208	0001 EL RECONNECT	17
300	0001 PL COVER	132
301	0001 PL COPPER	1
302	0001 PL ROUGH-IN	145
303	0001 PL CSI & FINAL	139
305	0001 PL GAS ROUGH IN	46
306	0001 PL GAS FINAL	43
400	0001 ML ROUGH -IN	142
401	0001 ML FINAL	159
402	0001 DUCT SYSTEM/AIR LEAKAGE T	1
500	0001 SC DRIVEWAY & SIDEWALK	127
501	0001 SC STREET CUT	1
600	0001 FIRE INSPECTION	202
605	0001 FIRE CONTROL BURNING INSP	1
606	0001 FIRE BEER & WINE INSP	7
608	0001 FIRE DAYCARE OR SIMILAR I	8
610	0001 FIRE EXPLOSIVE TRANSPORT	13
614	0001 FIRE ALARM MODIFICATION I	4
616	0001 FIRE ALARM CONN TO SPRINK	2
618	0003 FIRE HOTEL INSP	2
619	0006 FIRE HOSPITAL OR SIMILAR	1
620	0001 FIRE SPRINKLER HYDRSTATIC	16
624	0001 FIRE ALARM NEW INSTALL IN	12
630	0001 FIRE SPRINKLER MOD INSP	2
632	0001 FIRE TENT PERMIT INSP	1
<b>Total</b>	<b>0001 BUILDING FINAL</b>	<b>2510</b>

