

JULY 2019

2019 Monthly Permit Reports

Building Development Services
Department

1120 San Bernardo Ave

Laredo, Texas 78040

956.794.1625

Acting Director: Victor Linares, PE



Building Permits (New Construction)

CalendarYear issue month

HOUSEKEEPING BUILDING

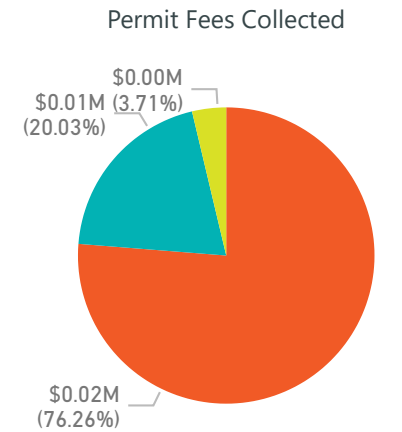
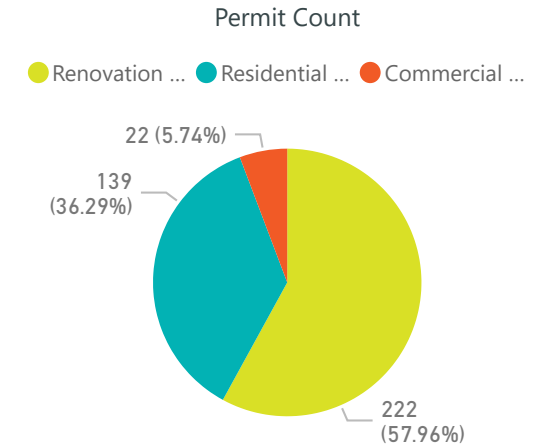
Type	Permit Description	Permits	Fee Collected	Valuation
101	SINGLE FAMILY DETACHED	118	\$4,306.50	\$12,127,599
103	2 FAMILY BLDG DUPLEX	2	\$0.00	\$145,649
104	3 & 4 FAMILY BLDG MULTI	1	\$1,158.00	\$306,000
106	REINSTALLATION PERMIT	14	\$700.00	\$0
107	INSTALLATION PERMIT	4	\$200.00	\$0
Total		139	\$6,364.50	\$12,579,248

ADDITIONS, ALTERNATIONS & CONVERSION

Type	Permit Description	Permits	Fee Collected	Valuation
434	RES PORCH, CARPORT & ADDITION	29	\$0.00	\$886,070
434P	*PENALTY - RES PORCH, CARPORT & ADDITION	1	\$0.00	\$0
435	BLOCK FENCE-REMODEL-REROOF	150	\$624.00	\$1,465,899
435P	*PENALTY - BLOCK FENCE-REMODEL-REROOF	2	\$0.00	\$0
437	NON RESD & NON HOUSE KEEPING	7	\$555.00	\$74,887
438	ADDS RES STORAGE, & PALAP	5	\$0.00	\$27,668
438P	*PENALTY - ADDS RES STORAGE, & PALAP	1	\$0.00	\$0
439	SWIMMING POOL	19	\$0.00	\$301,900
440	REMODELING RESIDENTIAL	8	\$0.00	\$656,528
Total		222	\$1,179.00	\$3,412,952

NEW NON-RESIDENTIAL BUILDING

Type	Permit Description	Permits	Fee Collected	Valuation
318	AMUSEMENT,RECEPTION, RECREATIO	2	\$6,119.00	\$5,027,000
319	CHURCHES & OTHER RELIGIOUS	1	\$540.00	\$100,000
323	HOSPITAL & INSTITUTIONAL	1	\$6,750.00	\$6,000,000
324	OFFICES, BANKS	5	\$1,204.50	\$194,500
326	SCHOOLS & OTHER EDUCATIONAL	2	\$4,515.00	\$1,800,000
327	STORES & RETAIL	7	\$2,458.00	\$619,961
331	RESTAURANT	4	\$2,640.27	\$560,000
Total		22	\$24,226.77	\$14,301,461



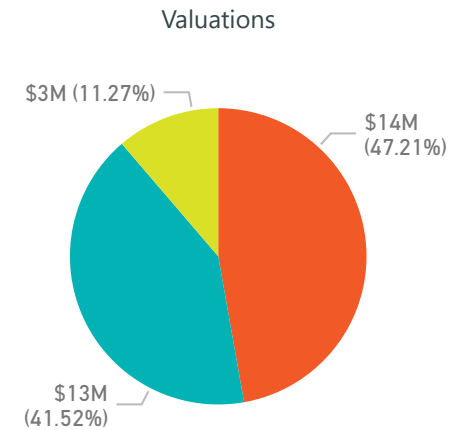
BUILDING PERMITS (BY MONTH)

Month	CalendarYear	Count of Permit	Fee Collected	ValueNum
July	2017	586	\$105,821.53	\$26,540,117
July	2018	503	\$155,515.50	\$60,876,522
July	2019	383	\$31,770.27	\$30,293,661

BUILDING PERMITS (YEAR TO DATE)

CalendarYear	Count of Permit	Fee Collected	ValueNum
2017	3829	\$908,645.56	\$292,733,763
2018	3479	\$818,797.07	\$233,376,334
2019	2781	\$739,944.76	\$282,415,058

issue month



BUILDING PERMIT (NEW CONSTRUCTION) - CHARTS - PERMITS, FEES, VALUATION

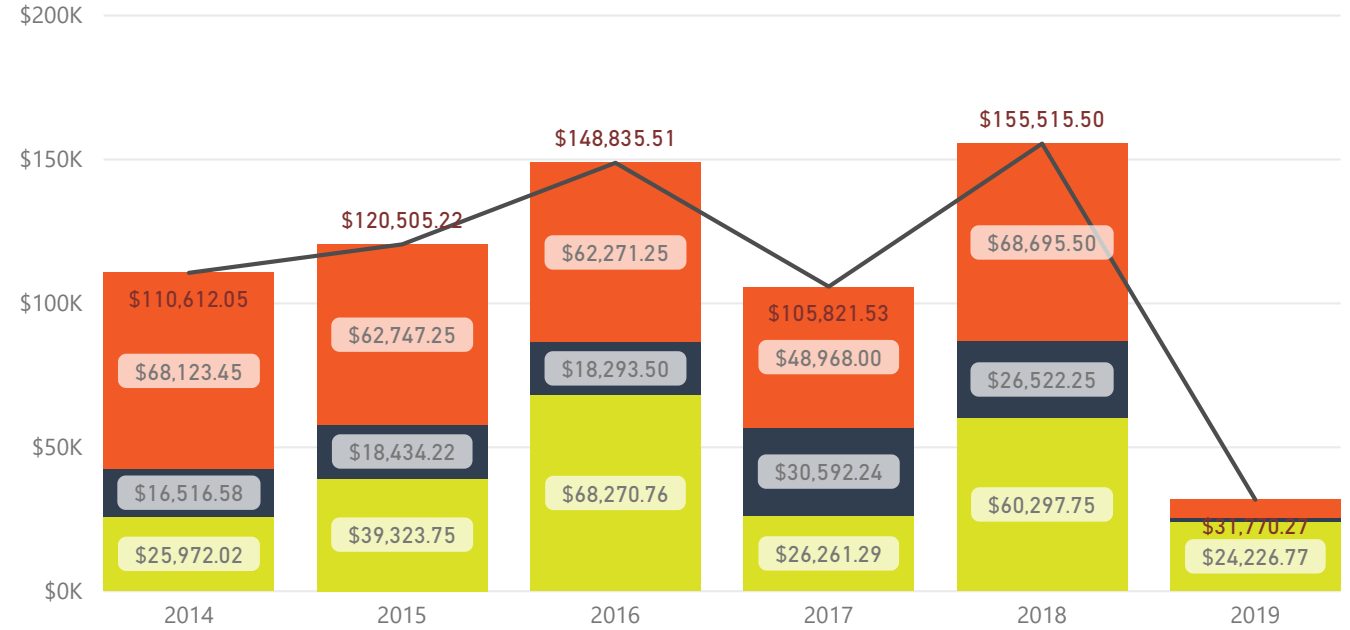
issue month

7

Permit-Type	Average of Fee Collected	Average of Valuation
Commercial Construction	\$1,101.22	\$650,066.41
Renovation & Additions	\$5.31	\$15,373.66
Residential Construction	\$45.79	\$90,498.19
Total	\$82.95	\$79,095.72

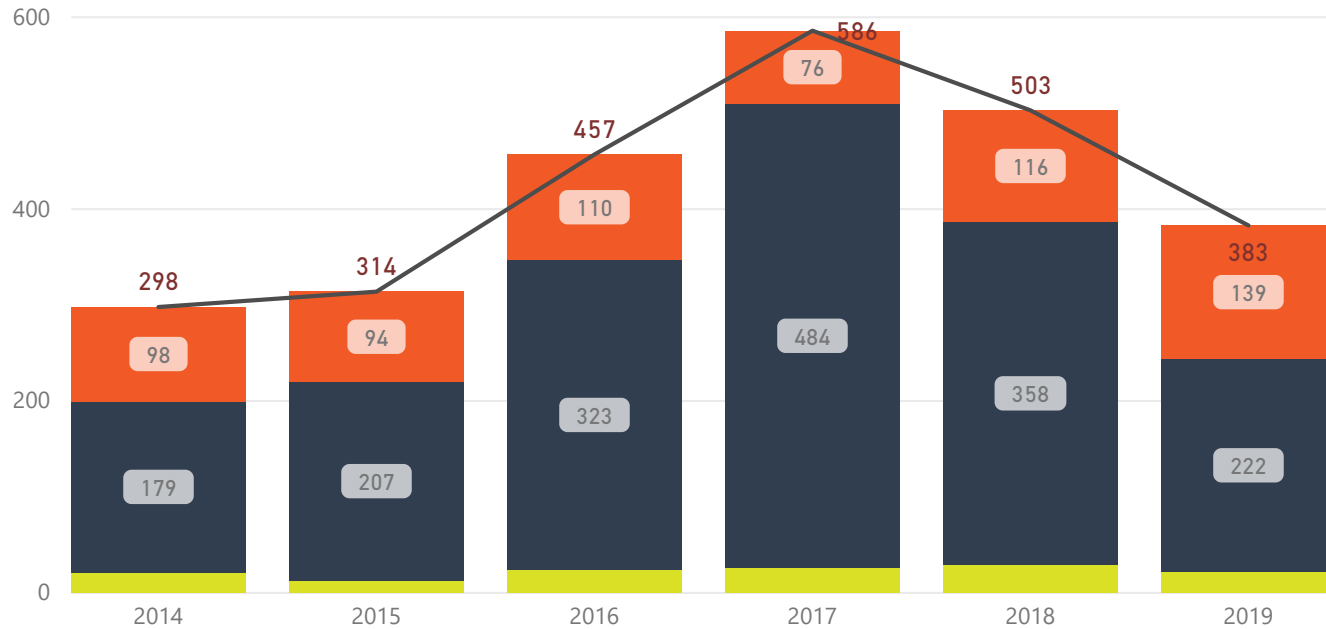
NEW BUILDING PERMIT FEES

Permit-Type ● Commercial Construction ● Renovation & Additions ● Residential Construction ● Fee Collected



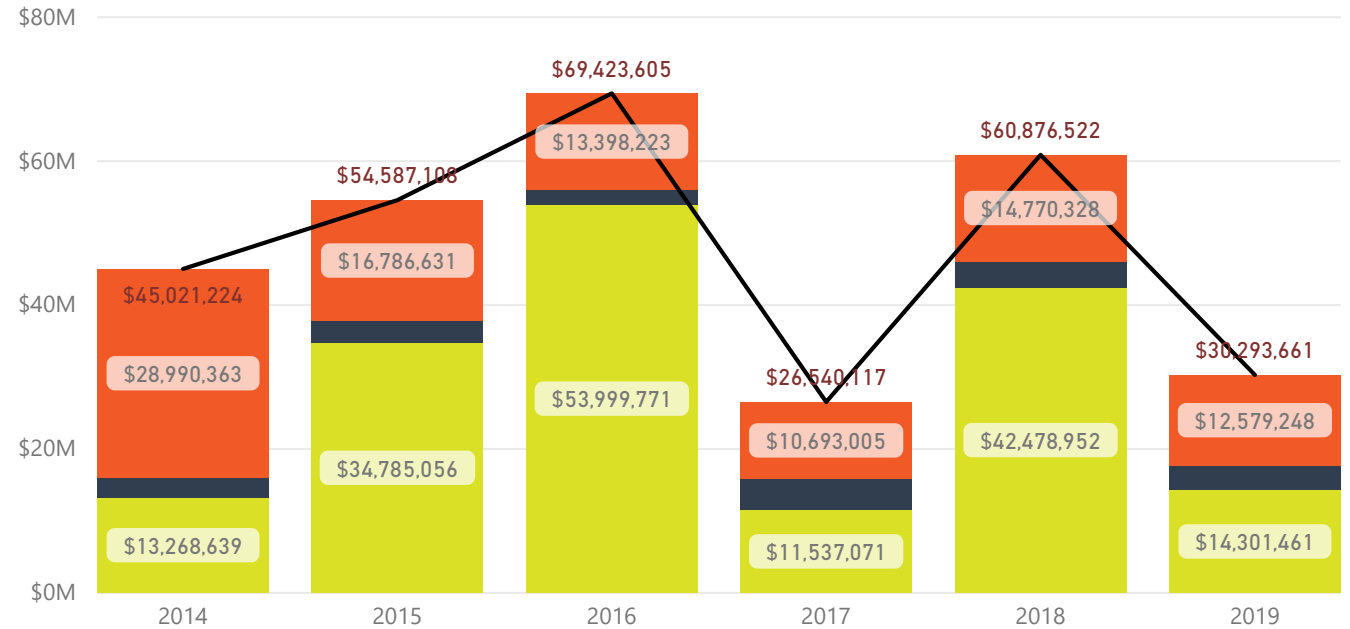
NEW BUILDING PERMITS

Permit-Type ● Commercial Construction ● Renovation & Additions ● Residential Construction ● Count of Permit



NEW BUILDING VALUATIONS

Permit-Type ● Commercial Construction ● Renovation & Additions ● Residential Construction ● Valuation

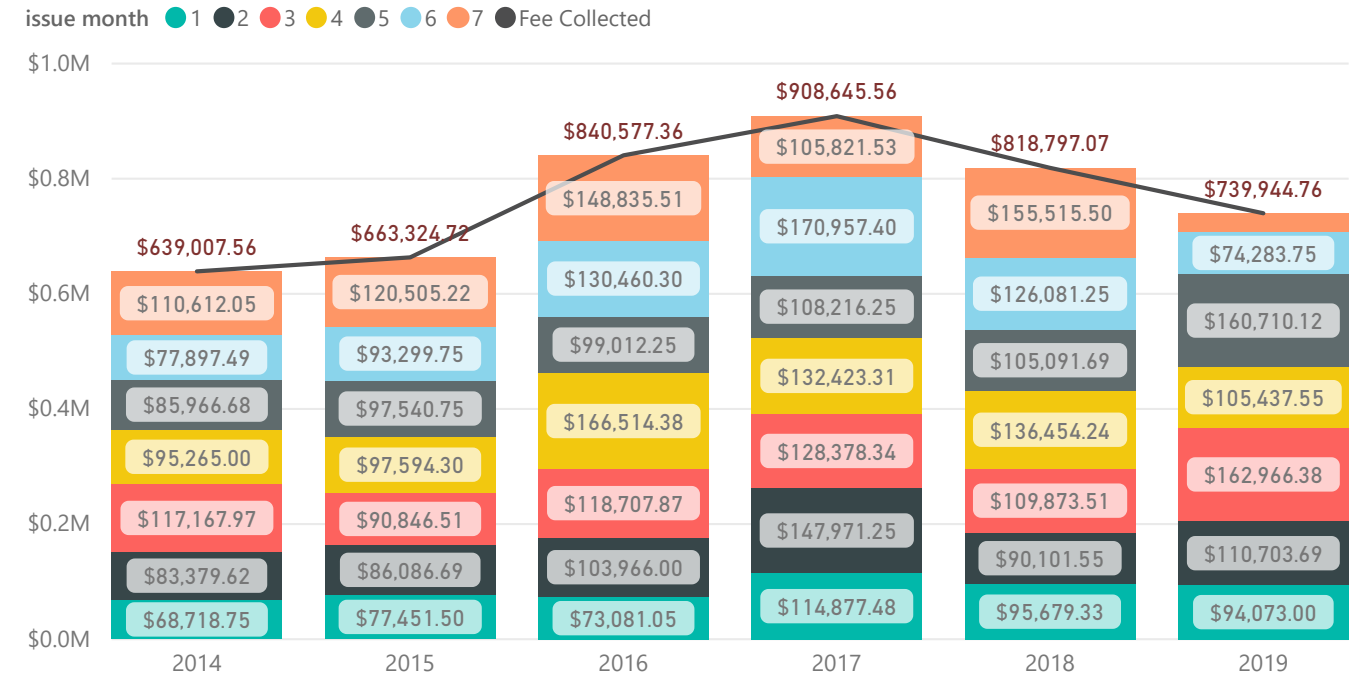


BUILDING PERMIT (NEW CONSTRUCTION) - CHARTS - PERMITS, FEES, VALUATION - YEAR TO DATE

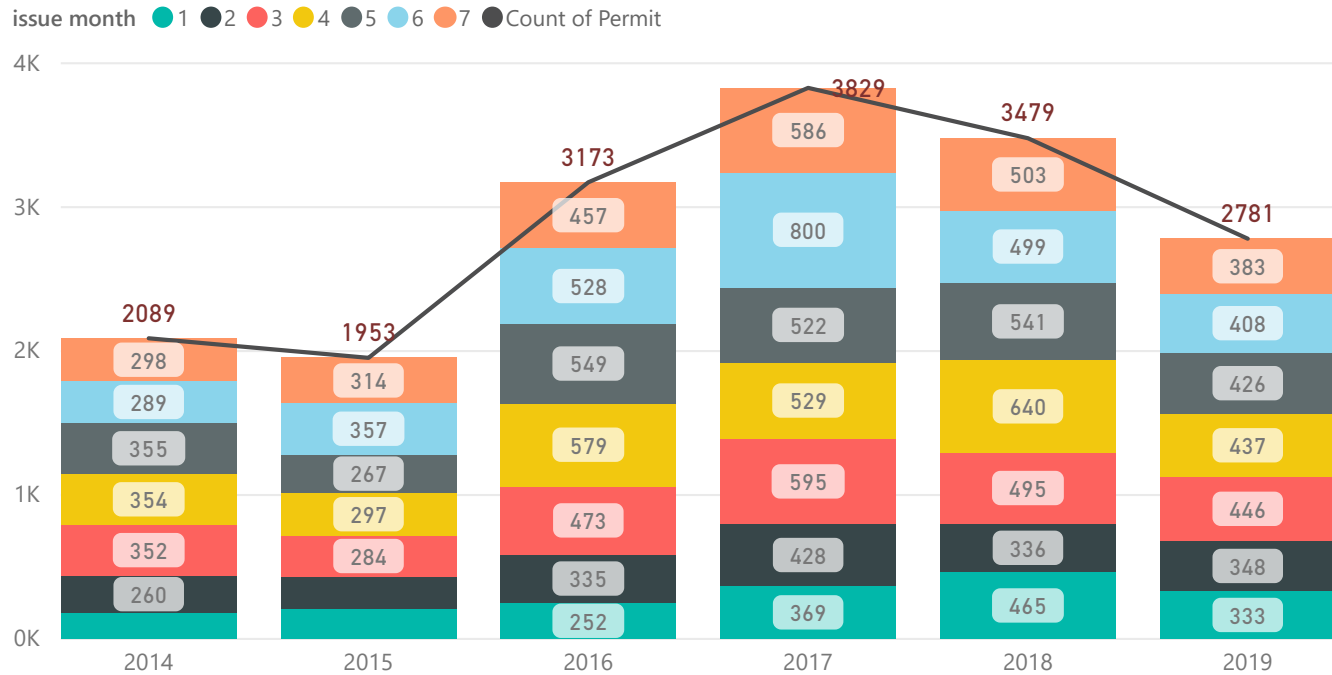
1 7

Permit-Type	Average of Fee Collected	Average of Valuation
Commercial Construction	\$1,408.51	\$883,876.26
Renovation & Additions	\$66.62	\$13,782.92
Residential Construction	\$431.62	\$122,329.57
Total	\$266.07	\$101,551.62

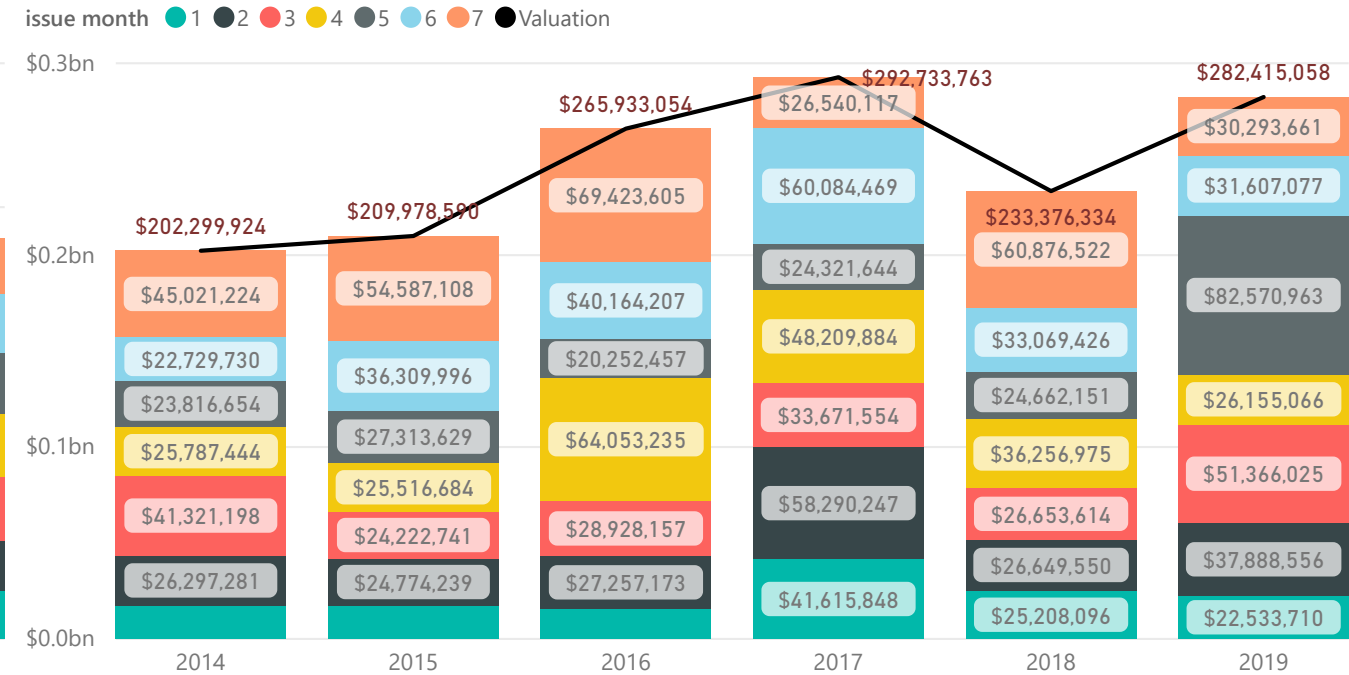
NEW BUILDING PERMIT FEES



NEW BUILDING PERMITS



NEW BUILDING VALUATIONS



Professional Permits

CalendarYear issue month

RIGHT-OF-WAY (ROW)

Type	Permit Description	Permits	Fee Collected
500	RES DRIVEWAY & SIDEWALK	125	\$6,050.00
501	COMM DRIVEWAY & SIDEWALK	5	\$1,150.00
502	RES IRRIGATION ROW	37	\$1,850.00
503	COMM IRRIGATION ROW	2	\$500.00
511	STREET CUT R.O.W. ENG	81	\$2,550.00
511B	STREET CUT R.O.W. BLDG	10	\$2,400.00
Total		260	\$14,500.00

DEMOLITIONS

Type	Permit Description	Permits	Fee Collected
645	DEMO SINGLE FAM ATCH/DETACH	7	\$350.00
649	DEMO COMMERCIAL BLDG	5	\$200.00
649P	*PENALTY - DEMO COMMERCIAL BLDG	1	\$75.00
Total		13	\$625.00

ELECTRICAL

Type	Permit Description	Permits	Fee Collected
700	EL-TEMPORARY	20	\$1,046.00
701	EL-RESIDENTIAL	195	\$20,957.50
702	EL-COMMERCIAL	44	\$7,565.50
703	EL-RECON/RELOCATE	14	\$500.00
705	EL-METER UPGRADE	3	\$200.00
Total		276	\$30,269.00

PLUMBING

Type	Permit Description	Permits	Fee Collected
800	PL-RESIDENTIAL	143	\$20,228.00
801	PL-COMMERCIAL	46	\$4,343.00
804	PL-IRRIGATION RESIDENTIAL	54	\$3,524.00
805	PL-IRRIGATION COMMERCIAL	6	\$1,034.00
Total		249	\$29,129.00

MECHANICAL

Type	Permit Description	Permits	Fee Collected
900	ML-RESIDENTIAL	119	\$14,086.00
901	ML-COMMERCIAL	18	\$3,236.00
902	ML-CHANGE OUT	26	\$2,936.00
Total		163	\$20,258.00

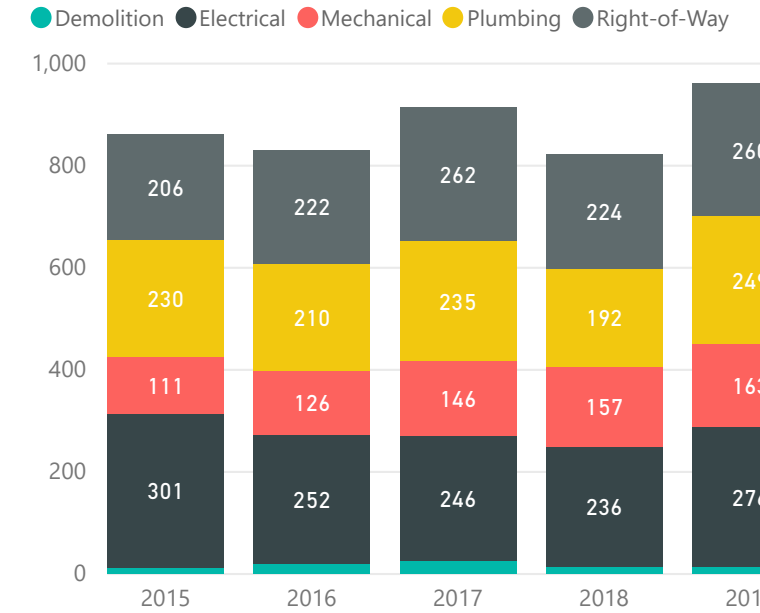
PROFESSIONAL PERMITS (BY MONTH)

Month	CalendarYear	Count of Permit	Fee Collected
July	2017	914	\$98,176.00
July	2018	823	\$85,856.00
July	2019	961	\$94,781.00

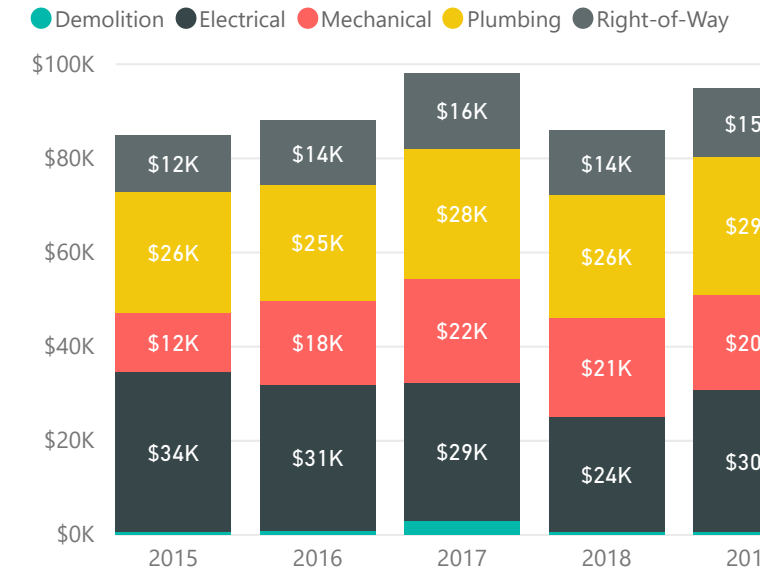
PROFESSIONAL PERMITS (YEAR TO DATE)

CalendarYear	Count of Permit	Fee Collected
2017	6043	\$651,537.50
2018	5630	\$585,936.00
2019	6267	\$635,296.35

Professional Permits by Year for this Month



Professional Permit Fees Collected by Year for this Month



issue ...



Other Permits & Totals

CalendarYear issue month

VENDOR

Type	Permit Description	Permits	Fee Collected
970	VNDR 6WK PERMIT/ OWN PROPERTY	2	\$115.00
Total		2	\$115.00

OTHER

Type	Permit Description	Permits	Fee Collected
321	PRKNG/PAVING	3	\$6,410.19
328	SIGN PERMIT	25	\$1,712.59
328P	*PENALTY - SIGN PERMIT	1	\$59.40
332	TOWER PERMIT	4	\$426.00
915	NEW BUSINESS	47	\$2,350.00
920	NEIGHBORHOOD ENPOWERMENT ZNE R	2	\$200.00
921	NEIGHBORHOOD ENPOWERMENT ZNE C	1	\$633.43
960	AMUSEMENT PERMIT	2	\$73,500.00
985	GARAGE SALE PERMIT	456	\$6,855.00
BCOM	BUILDING COMPLAINT	22	\$0.00
Total		563	\$92,146.61

OTHER PERMITS (BY MONTH)

Month	CalendarYear	Count of Permit	Fee Collected
July	2017	613	\$109,702.86
July	2018	566	\$255,805.32
July	2019	565	\$92,261.61

OTHER PERMITS (YEAR TO DATE)

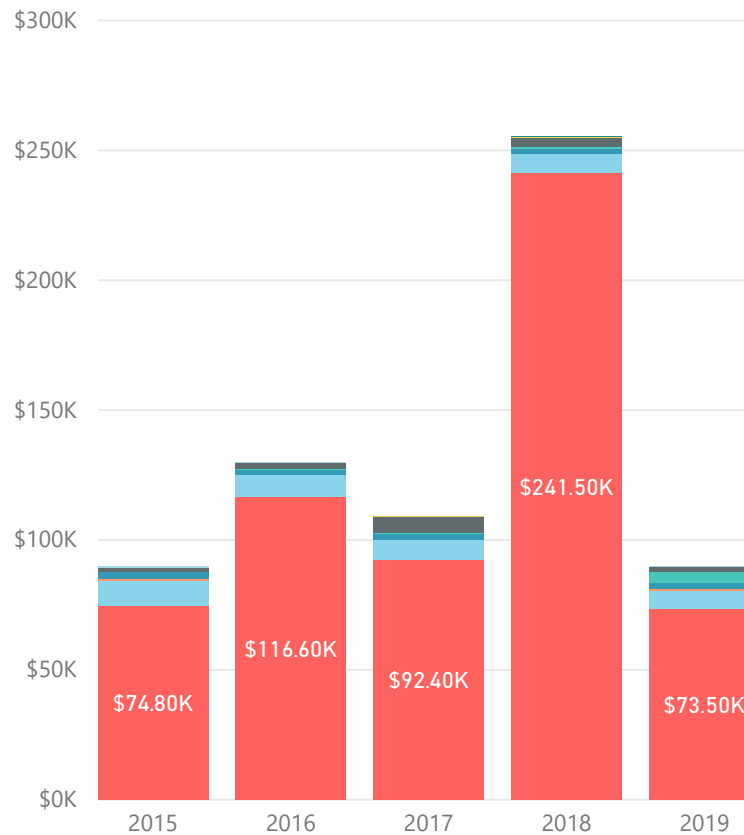
CalendarYear	Count of Permit	Fee Collected	ValueNum
2017	3620	\$1,791,094.25	\$3,905,801
2018	3282	\$2,614,850.25	\$4,800,432
2019	3201	\$2,038,550.27	\$8,366,103

issue ...

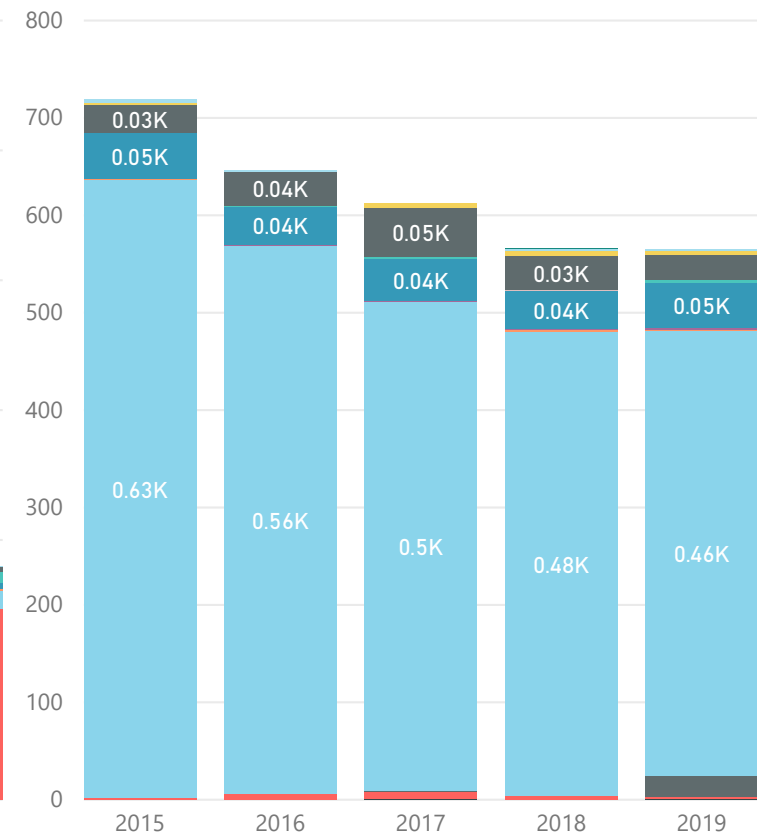


Other Permit Fees for Month

- *PENALTY - SIGN PERMIT
- AMUSEMENT PERMIT
- BUILDING COMPLAINT
- GARAGE SALE PERMIT
- NEIGHBORHOOD ENPOWERM...
- NEIGHBORHOOD ENPOWERM...
- NEW BUSINESS
- PORTABLE BUILDING
- PRKNG/PAVING
- SIGN PERMIT
- TOWER PERMIT
- VNDR 6WK PERMIT/ OWN PR...
- VNDR SEA PERMIT/ RELOC/R...



Other Permit Count for Month



TOTAL PERMIT CHARTS - PERMITS, FEES, VALUATION - MONTH

issue month

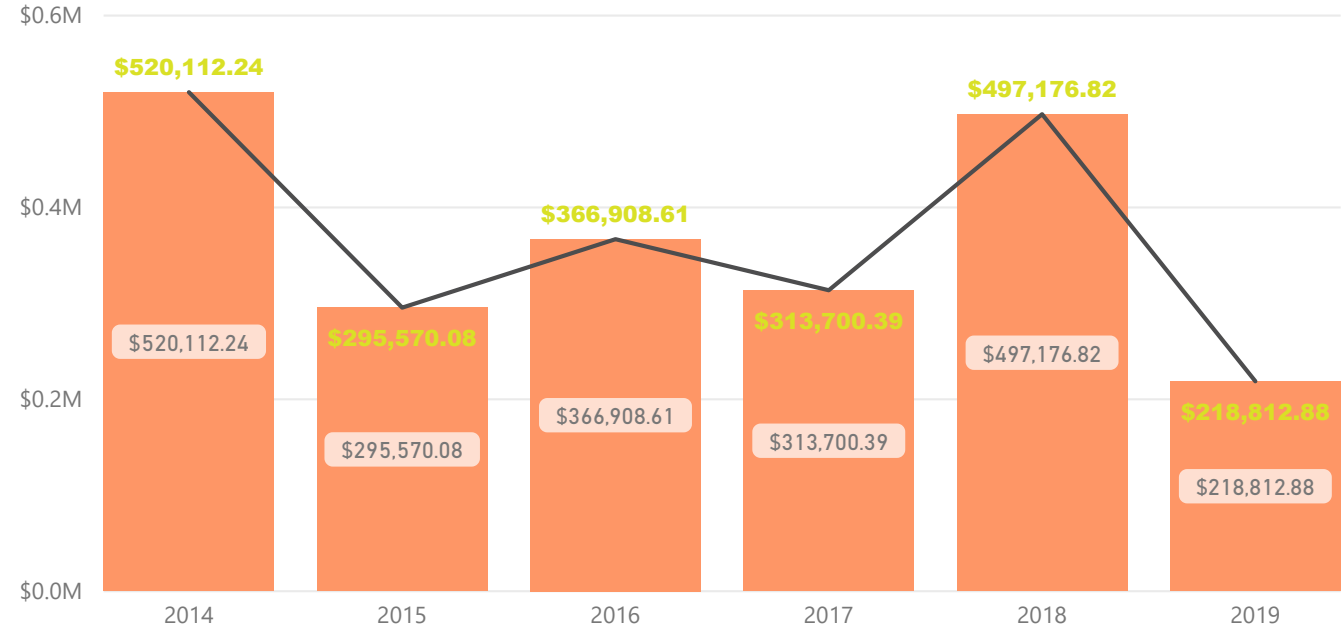
7

TOTAL PERMITS (BY MONTH)

Month	Calendar Year	Permits	Fees Collected	Valuation
July	2017	2113	\$313,700.39	\$26,806,367
July	2018	1892	\$497,176.82	\$61,224,302
July	2019	1909	\$218,812.88	\$35,569,454

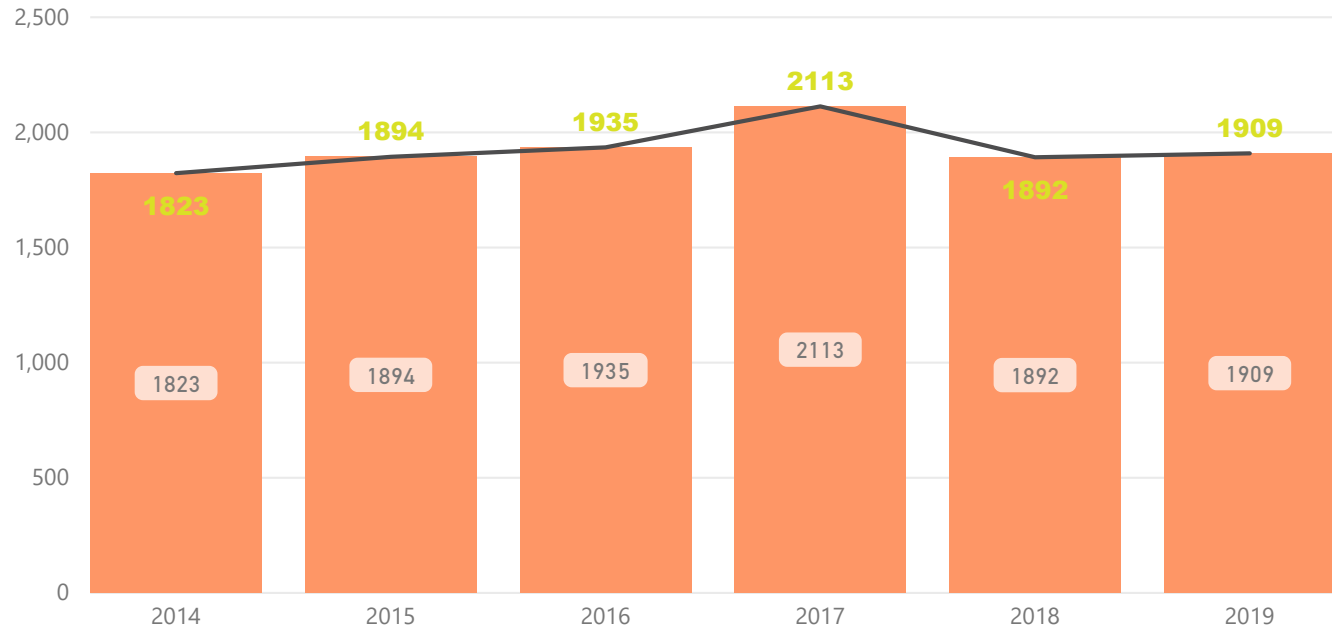
TOTAL PERMIT FEES

issue month ● 7 ● Fee Collected



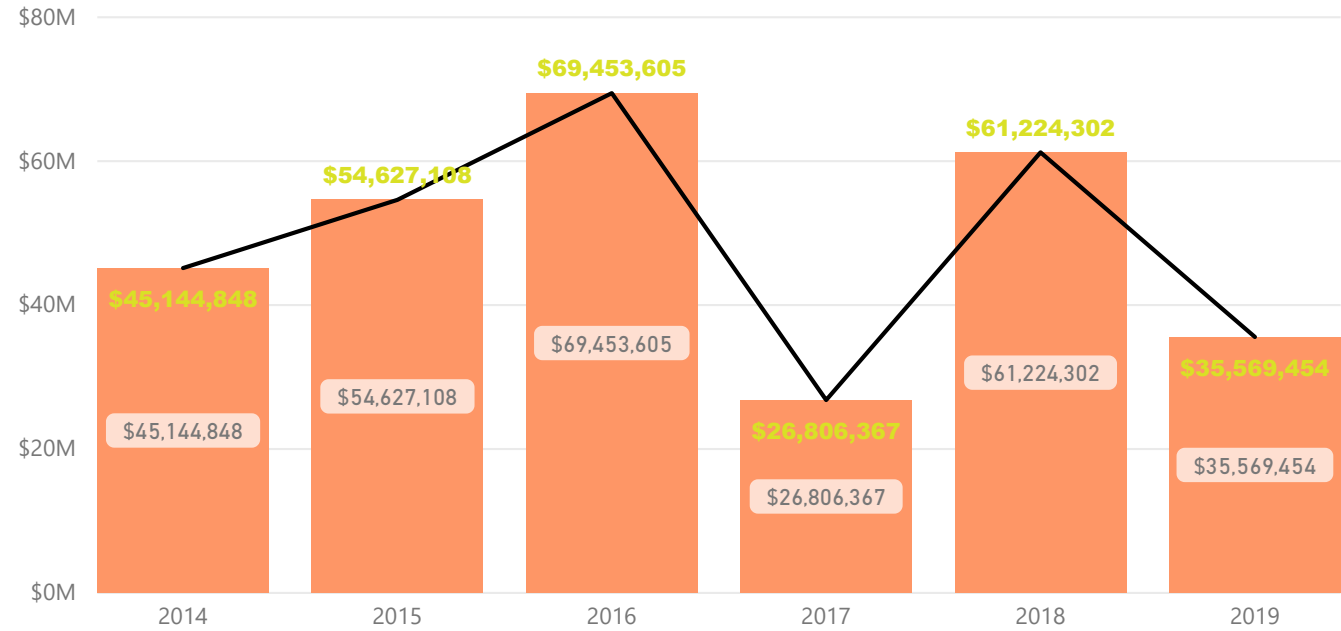
TOTAL PERMITS

issue month ● 7 ● Count of Permit



TOTAL VALUATIONS

issue month ● 7 ● Valuation



TOTAL PERMIT CHARTS - PERMITS, FEES, VALUATION - YEAR TO DATE

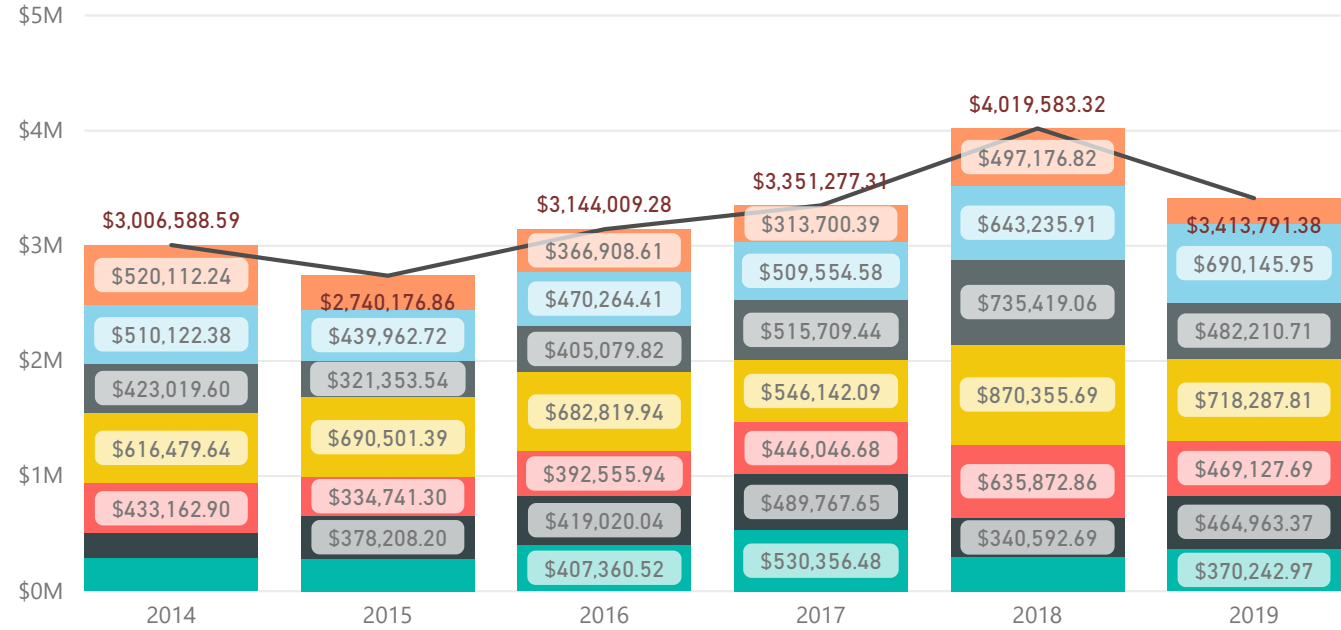
1 7

TOTAL PERMITS (YEAR TO DATE)

Calendar Year	Permits	Fees Collected	Valuation
2017	13492	\$3,351,277.31	\$296,639,564
2018	12391	\$4,019,583.32	\$238,176,766
2019	12249	\$3,413,791.38	\$290,781,161

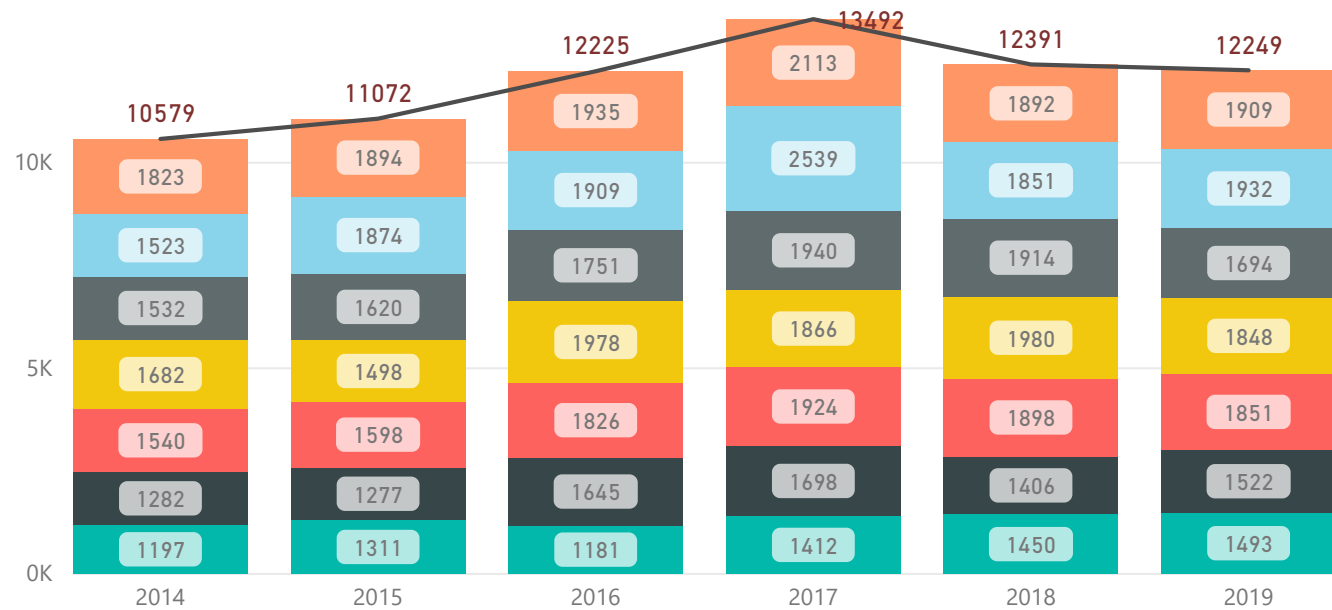
TOTAL PERMIT FEES

issue month 1 2 3 4 5 6 7 Fee Collected



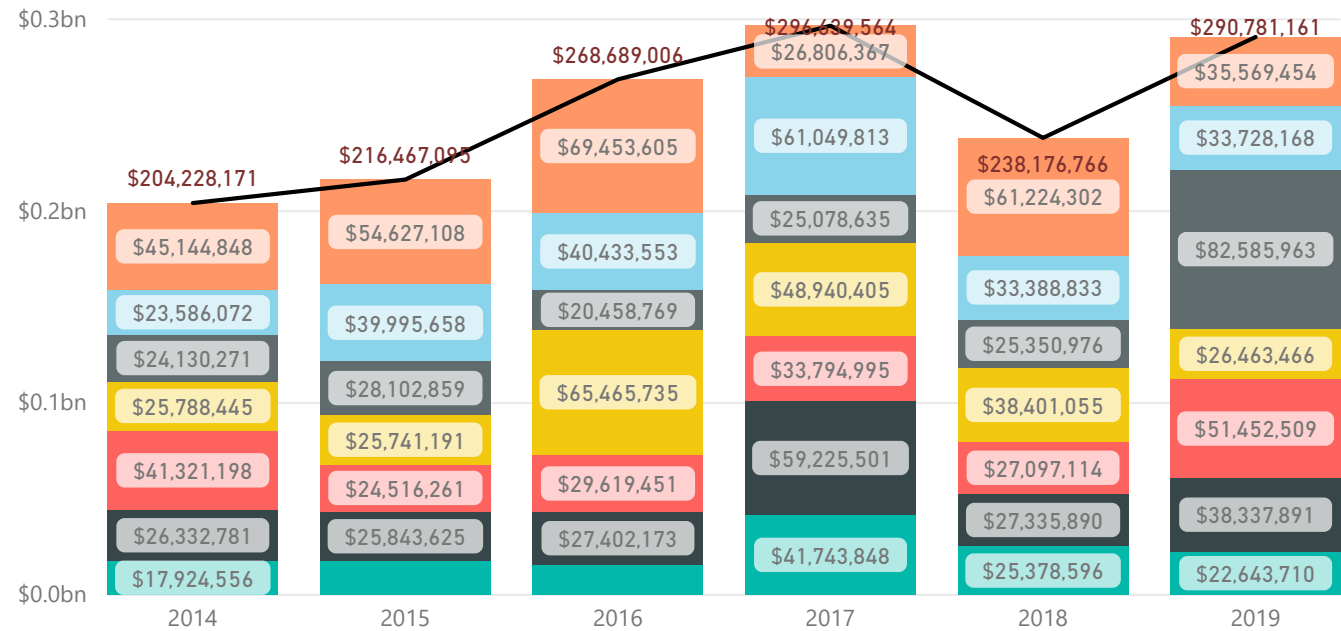
TOTAL PERMITS

issue month 1 2 3 4 5 6 7 Count of Permit



TOTAL VALUATIONS

issue month 1 2 3 4 5 6 7 Valuation



Top Projects

CalendarYear ∨

issue month ∨

2019 ∨

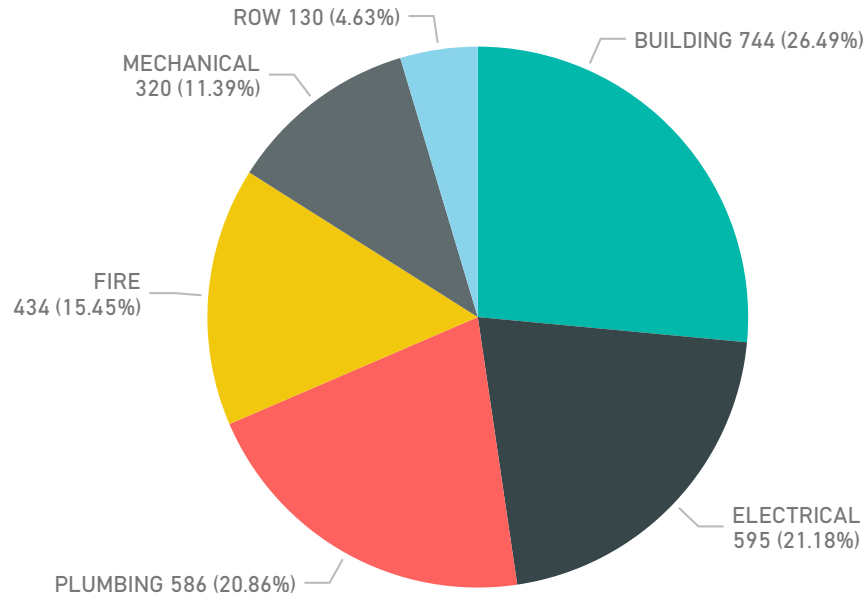
7 ∨

ValueNum	Permit	Permit Description	issue date	Address	Description
\$6,000,000	19-00006710	HOSPITAL & INSTITUTIONAL	7/17/2019		
\$5,000,000	19-00006321	AMUSEMENT,RECEPTION, RECREATIO	7/17/2019		
\$1,500,000	18-00014499	SCHOOLS & OTHER EDUCATIONAL	7/8/2019		
\$656,014	19-00006918	SINGLE FAMILY DETACHED	7/5/2019		
\$13,156,014					

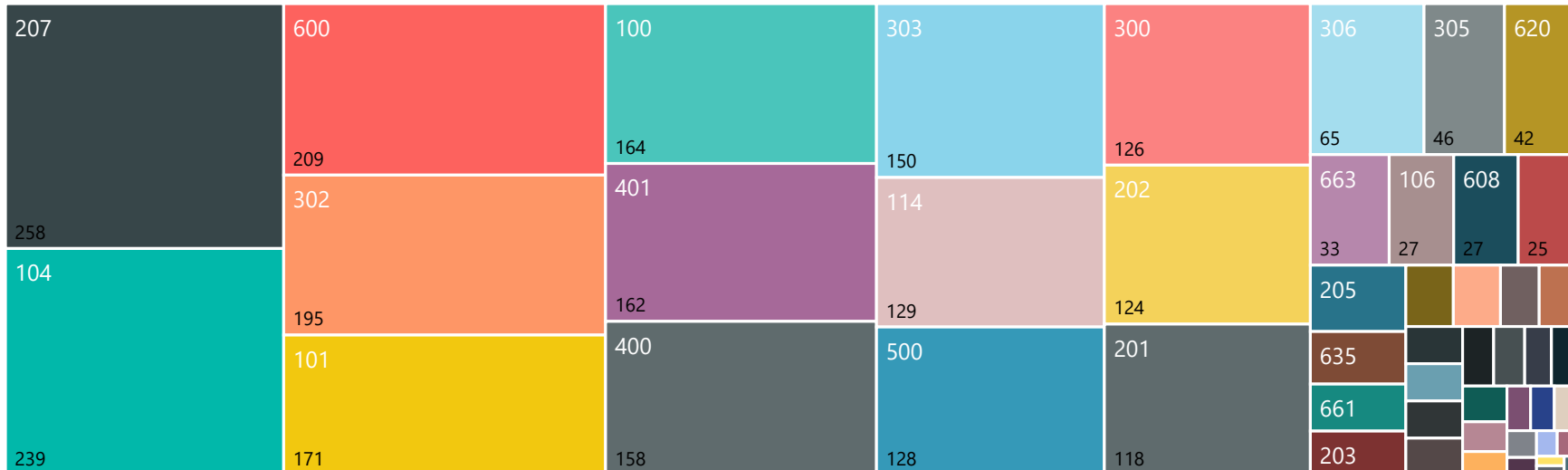
Inspections

Month
 Year

Count of PermitNumber by GroupType



Count of PermitNumber by InspectionCode



InspectionCode	First Inspection Type	Count of PermitNumber
	0001 FAFS (FIRE ONLY)	7
100	0001 FOUNDATION	164
101	0001 FRAMING	171
104	0001 BUILDING FINAL	239
105	0001 FOOTING	5
106	0001 INVESTIGATION INSPECTION	27
107	0001 POOL REINFORCING INSPECTI	9
114	0001 INSULATION	129
200	0001 T-POLE	25
201	0001 EL RES. ROUGH-IN	118
202	0001 EL-SERVICE INSPECTION	124
203	0001 EL COMM WALL ROUGH-IN	16
204	0001 EL COMM CEILING ROUGH-IN	11
205	0001 EL COMM ROUGH-IN	24
206	0001 EL PROVISIONAL	11
207	0001 EL FINAL	258
208	0001 EL RECONNECT	8
300	0001 PL COVER	126
301	0001 PL COPPER	4
302	0001 PL ROUGH-IN	195
303	0001 PL CSI & FINAL	150
305	0001 PL GAS ROUGH IN	46
306	0001 PL GAS FINAL	65
400	0001 ML ROUGH -IN	158
401	0001 ML FINAL	162
500	0001 SC DRIVEWAY & SIDEWALK	128
501	0001 SC STREET CUT	2
600	0001 FIRE INSPECTION	209
606	0001 FIRE BEER & WINE INSP	8
608	0001 FIRE DAYCARE OR SIMILAR I	27
609	0001 FIRE DETENTION	1
610	0001 FIRE EXPLOSIVE TRANSPORT	8
611	0001 FIRE FOOD BOOTH INSP	3
614	0001 FIRE ALARM MODIFICATION I	4
616	0002 FIRE ALARM CONN TO SPRINK	2
617	0001 FIRE WORKS DISPLAY OUTDOO	4
618	0003 FIRE HOTEL INSP	2
Total	0001 BUILDING FINAL	2809