

August 2019

2019 Monthly Permit Reports

Building Development Services
Department

1120 San Bernardo Ave

Laredo, Texas 78040

956.794.1625

Acting Director: Victor Linares, PE



Building Permits (New Construction)

CalendarYear issue month

HOUSEKEEPING BUILDING

Type	Permit Description	Permits	Fee Collected	Valuation
101	SINGLE FAMILY DETACHED	140	\$0.00	\$12,708,780
103	2 FAMILY BLDG DUPLEX	31	\$0.00	\$1,570,894
105	5 OR MORE FAMILY BLDG	3	\$7,988.25	\$3,603,000
106	REINSTALLATION PERMIT	6	\$300.00	\$0
107	INSTALLATION PERMIT	5	\$250.00	\$0
Total		185	\$8,538.25	\$17,882,674

ADDITIONS, ALTERNATIONS & CONVERSION

Type	Permit Description	Permits	Fee Collected	Valuation
434	RES PORCH, CARPORT & ADDITION	30	\$34.50	\$402,171
434P	*PENALTY - RES PORCH, CARPORT & ADDITION	1	\$0.00	\$0
435	BLOCK FENCE-REMODEL-REROOF	129	\$1,234.50	\$749,164
435P	*PENALTY - BLOCK FENCE-REMODEL-REROOF	2	\$0.00	\$0
437	NON RESD & NON HOUSE KEEPING	11	\$1,498.50	\$234,564
438	ADDS RES STORAGE, & PALAP	11	\$0.00	\$46,499
438P	*PENALTY - ADDS RES STORAGE, & PALAP	2	\$0.00	\$0
439	SWIMMING POOL	22	\$0.00	\$352,400
440	REMODELING RESIDENTIAL	41	\$0.00	\$1,204,040
Total		249	\$2,767.50	\$2,988,838

NEW NON-RESIDENTIAL BUILDING

Type	Permit Description	Permits	Fee Collected	Valuation
320	INDUSTRIAL / WAREHOUSE	2	\$12,629.25	\$10,838,133
324	OFFICES, BANKS	6	\$8,184.02	\$2,658,813
326	SCHOOLS & OTHER EDUCATIONAL	1	\$28.50	\$1,166
327	STORES & RETAIL	4	\$1,683.00	\$326,000
330	COMMERCIAL-SHELL ONLY	1	\$2,269.50	\$852,109
331	RESTAURANT	2	\$52.50	\$5,500
Total		16	\$24,846.77	\$14,681,721

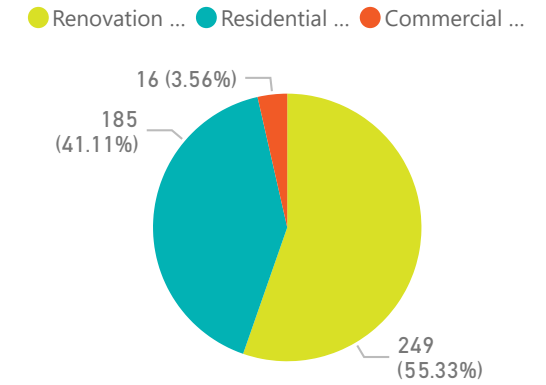
BUILDING PERMITS (BY MONTH)

Month	CalendarYear	Count of Permit	Fee Collected	ValueNum
August	2017	575	\$123,387.51	\$25,818,597
August	2018	410	\$130,502.69	\$40,750,722
August	2019	450	\$36,152.52	\$35,553,233

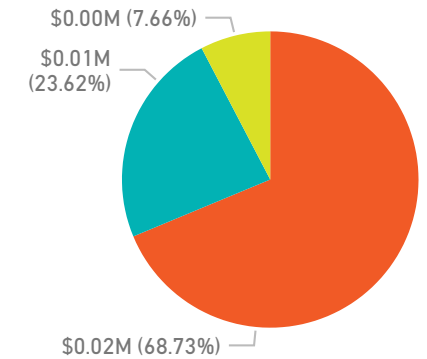
BUILDING PERMITS (YEAR TO DATE)

CalendarYear	Count of Permit	Fee Collected	ValueNum
2017	4404	\$1,032,033.07	\$318,552,360
2018	3889	\$949,299.76	\$274,127,056
2019	3231	\$776,097.28	\$317,968,291

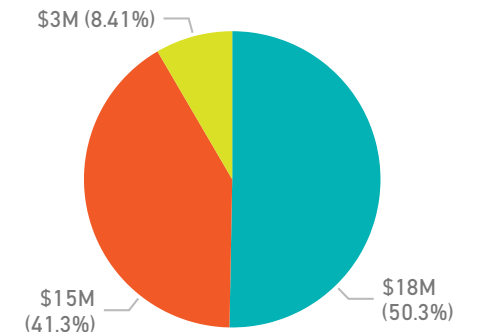
Permit Count



Permit Fees Collected



Valuations



issue month



BUILDING PERMIT (NEW CONSTRUCTION) - CHARTS - PERMITS, FEES, VALUATION

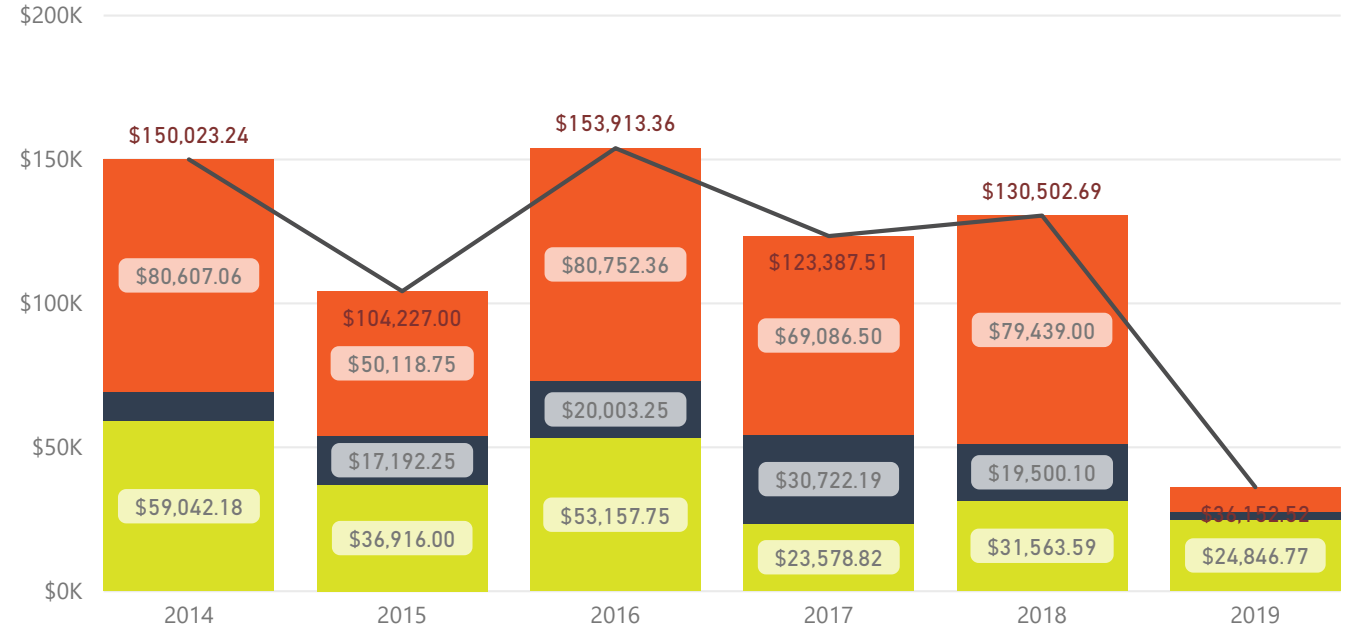
issue month

8

Permit-Type	Average of Fee Collected	Average of Valuation
Commercial Construction	\$1,552.92	\$917,607.56
Renovation & Additions	\$11.11	\$12,003.37
Residential Construction	\$46.15	\$96,663.10
Total	\$80.34	\$79,007.18

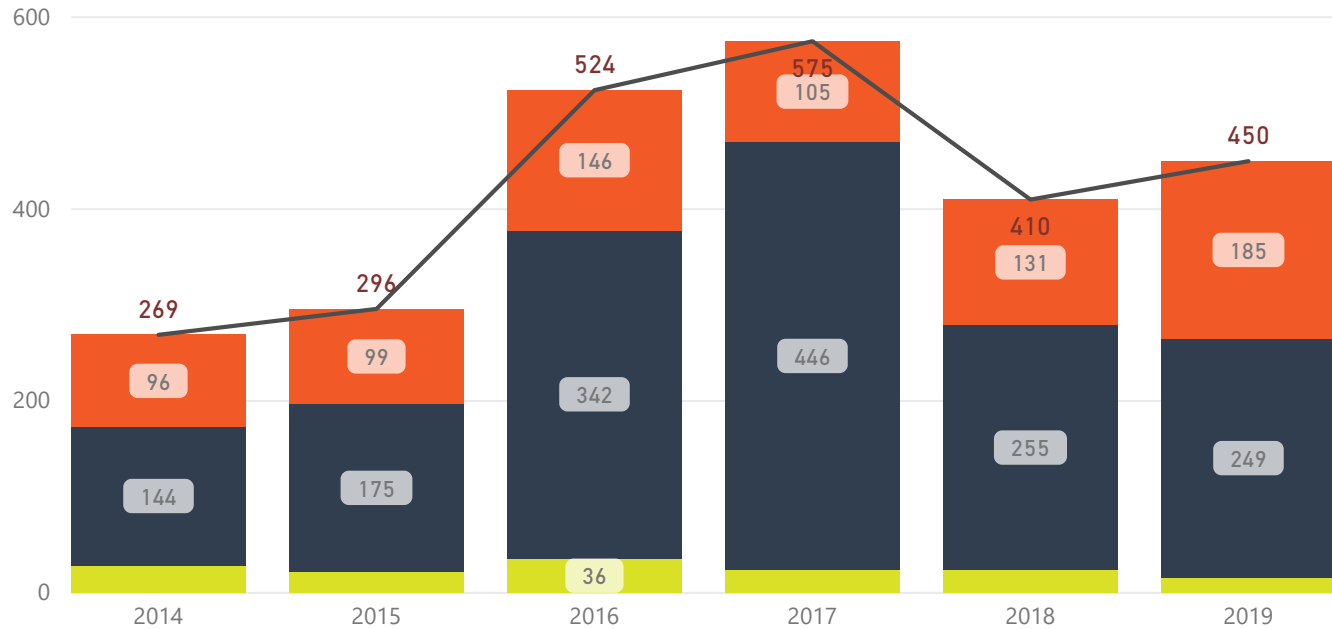
NEW BUILDING PERMIT FEES

Permit-Type ● Commercial Construction ● Renovation & Additions ● Residential Construction ● Fee Collected



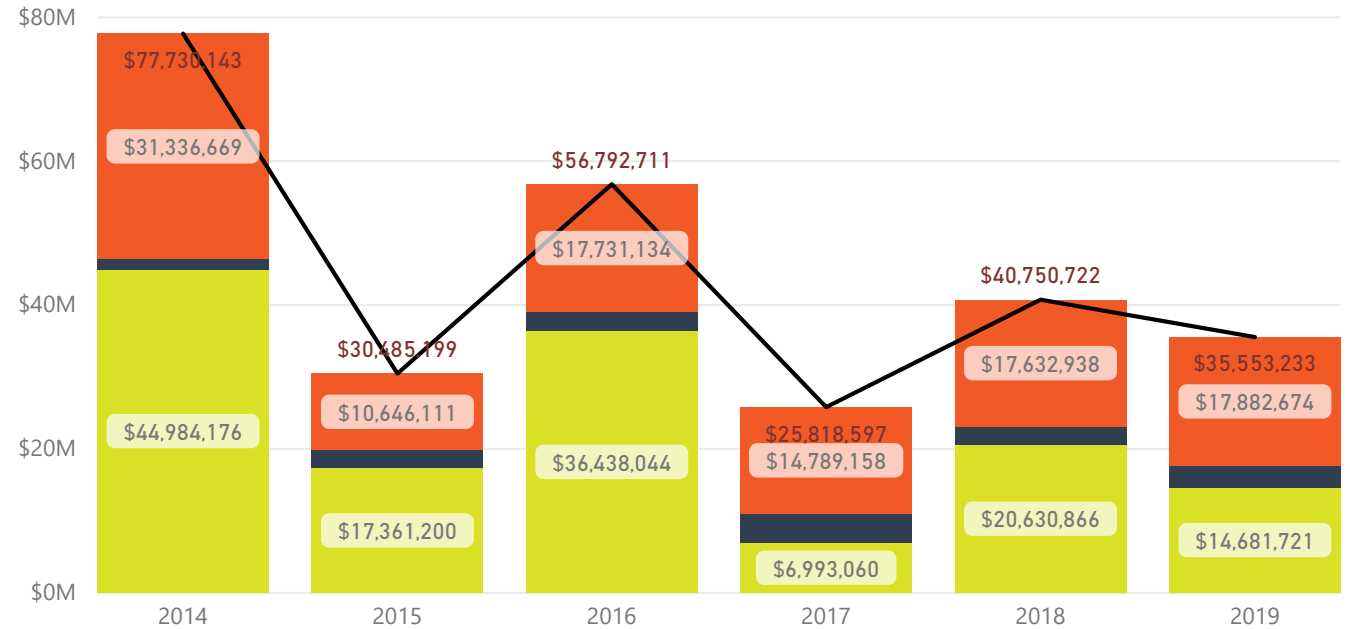
NEW BUILDING PERMITS

Permit-Type ● Commercial Construction ● Renovation & Additions ● Residential Construction ● Count of Permit



NEW BUILDING VALUATIONS

Permit-Type ● Commercial Construction ● Renovation & Additions ● Residential Construction ● Valuation



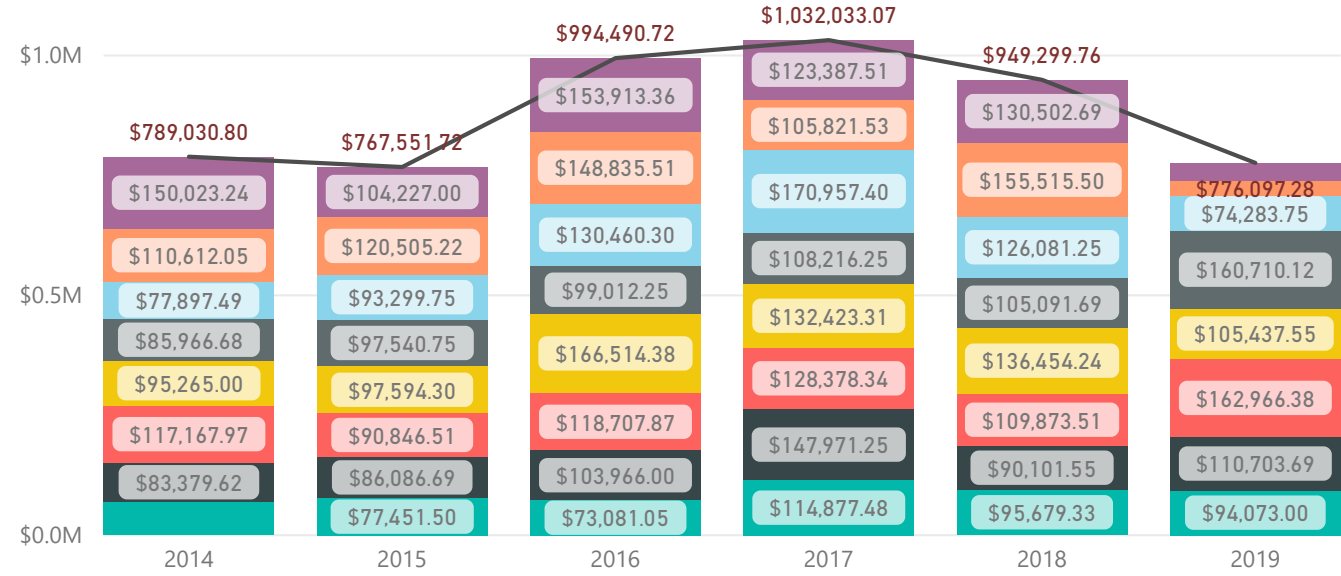
BUILDING PERMIT (NEW CONSTRUCTION) - CHARTS - PERMITS, FEES, VALUATION - YEAR TO DATE

1 8

Permit-Type	Average of Fee Collected	Average of Valuation
Commercial Construction	\$1,421.07	\$886,809.41
Renovation & Additions	\$59.57	\$13,556.84
Residential Construction	\$366.02	\$117,961.31
Total	\$240.20	\$98,411.73

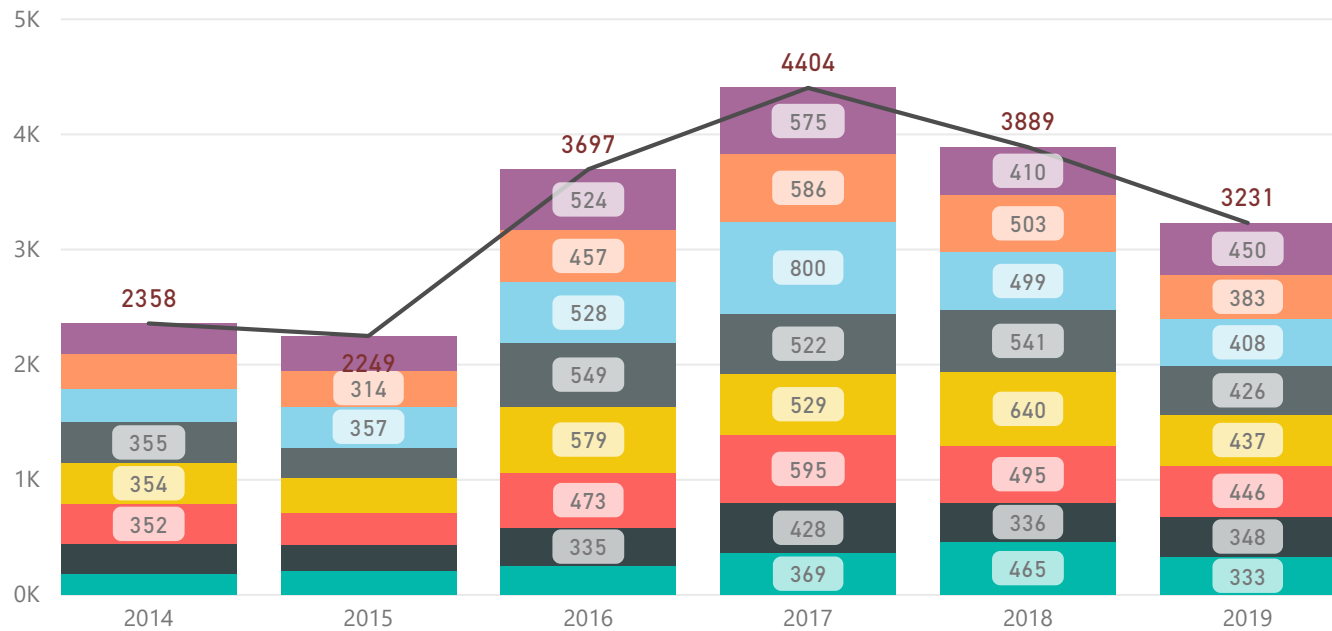
NEW BUILDING PERMIT FEES

issue month 1 2 3 4 5 6 7 8 ● Fee Collected



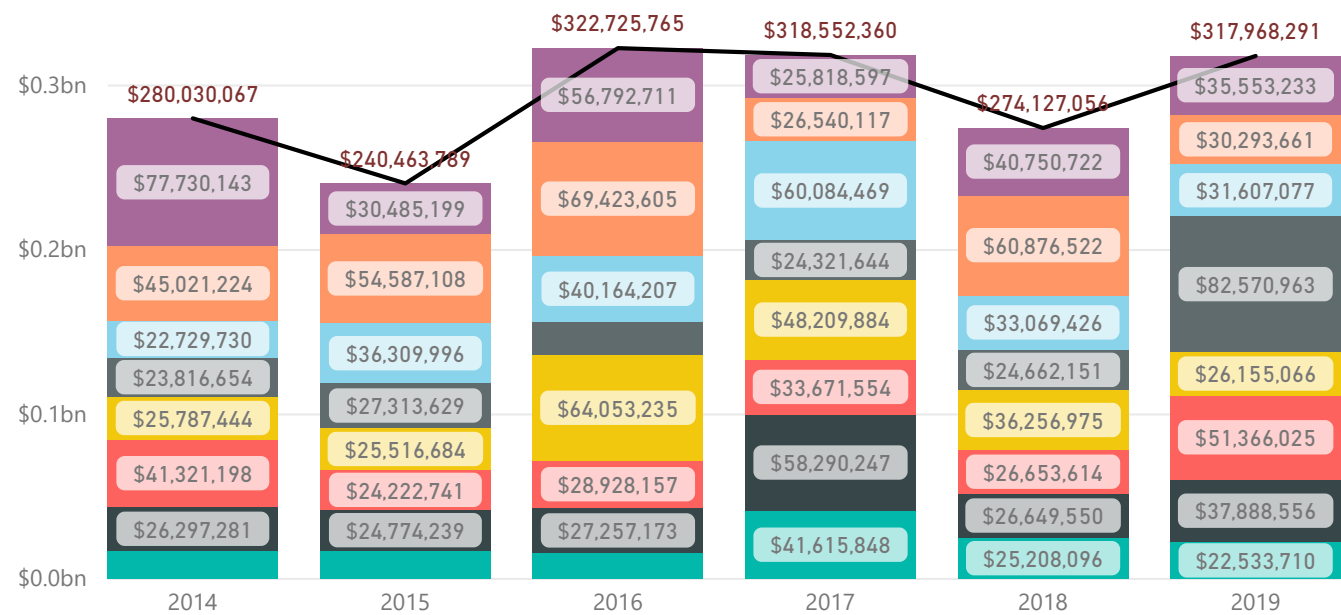
NEW BUILDING PERMITS

issue month 1 2 3 4 5 6 7 8 ● Count of Permit



NEW BUILDING VALUATIONS

issue month 1 2 3 4 5 6 7 8 ● Valuation



Professional Permits

CalendarYear issue month

RIGHT-OF-WAY (ROW)

Type	Permit Description	Permits	Fee Collected
500	RES DRIVEWAY & SIDEWALK	129	\$6,300.00
501	COMM DRIVEWAY & SIDEWALK	7	\$1,700.00
502	RES IRRIGATION ROW	47	\$2,350.00
503	COMM IRRIGATION ROW	1	\$250.00
511	STREET CUT R.O.W. ENG	119	\$750.00
511B	STREET CUT R.O.W. BLDG	9	\$3,700.00
Total		312	\$15,050.00

DEMOLITIONS

Type	Permit Description	Permits	Fee Collected
645	DEMO SINGLE FAM ATCH/DETACH	39	\$700.00
646	DEMO TWO FAM BLDG	1	\$0.00
649	DEMO COMMERCIAL BLDG	3	\$150.00
Total		43	\$850.00

ELECTRICAL

Type	Permit Description	Permits	Fee Collected
700	EL-TEMPORARY	18	\$1,003.50
701	EL-RESIDENTIAL	242	\$25,346.00
702	EL-COMMERCIAL	76	\$9,252.50
703	EL-RECON/RELOCATE	6	\$200.00
705	EL-METER UPGRADE	1	\$57.00
Total		343	\$35,859.00

PLUMBING

Type	Permit Description	Permits	Fee Collected
800	PL-RESIDENTIAL	174	\$24,765.00
801	PL-COMMERCIAL	42	\$4,816.00
802	PL-NATURAL GAS	4	\$224.00
804	PL-IRRIGATION RESIDENTIAL	58	\$3,537.00
805	PL-IRRIGATION COMMERCIAL	5	\$521.00
Total		283	\$33,863.00

MECHANICAL

Type	Permit Description	Permits	Fee Collected
900	ML-RESIDENTIAL	120	\$13,170.00
901	ML-COMMERCIAL	13	\$5,272.00
902	ML-CHANGE OUT	5	\$596.00
Total		138	\$19,038.00

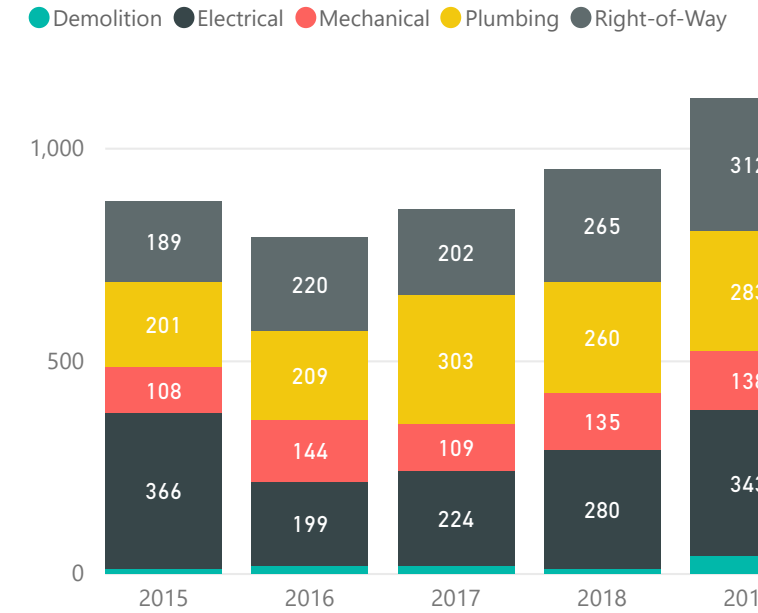
PROFESSIONAL PERMITS (BY MONTH)

Month	CalendarYear	Count of Permit	Fee Collected
August	2017	857	\$89,069.50
August	2018	952	\$89,830.00
August	2019	1119	\$104,660.00

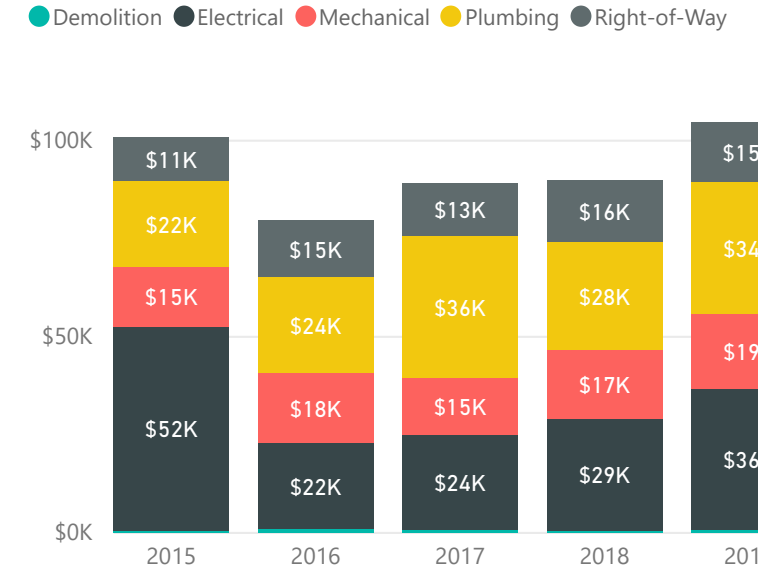
PROFESSIONAL PERMITS (YEAR TO DATE)

CalendarYear	Count of Permit	Fee Collected
2017	6900	\$740,607.00
2018	6582	\$675,766.00
2019	7386	\$739,956.35

Professional Permits by Year for this Month



Professional Permit Fees Collected by Year for this Month



issue ...



Other Permits & Totals

CalendarYear issue month

VENDOR

Type	Permit Description	Permits	Fee Collected
970	VNDR 6WK PERMIT/ OWN PROPERTY	2	\$200.00
999	VNDR SEA PERMIT/ RELOC/RENEW	1	\$15.00
Total		3	\$215.00

OTHER

Type	Permit Description	Permits	Fee Collected
321	PRKNG/PAVING	4	\$861.00
328	SIGN PERMIT	29	\$1,936.74
332	TOWER PERMIT	12	\$2,142.50
910	BP CO INSPECTION	1	\$0.00
915	NEW BUSINESS	53	\$2,650.00
920	NEIGHBORHOOD ENPOWERMENT ZNE R	4	\$400.00
921	NEIGHBORHOOD ENPOWERMENT ZNE C	1	\$1,000.00
960	AMUSEMENT PERMIT	3	\$289,800.00
985	GARAGE SALE PERMIT	211	\$3,210.00
BCOM	BUILDING COMPLAINT	28	\$0.00
Total		346	\$302,000.24

OTHER PERMITS (BY MONTH)

Month	CalendarYear	Count of Permit	Fee Collected
August	2017	583	\$364,707.53
August	2018	532	\$119,289.42
August	2019	349	\$302,215.24

OTHER PERMITS (YEAR TO DATE)

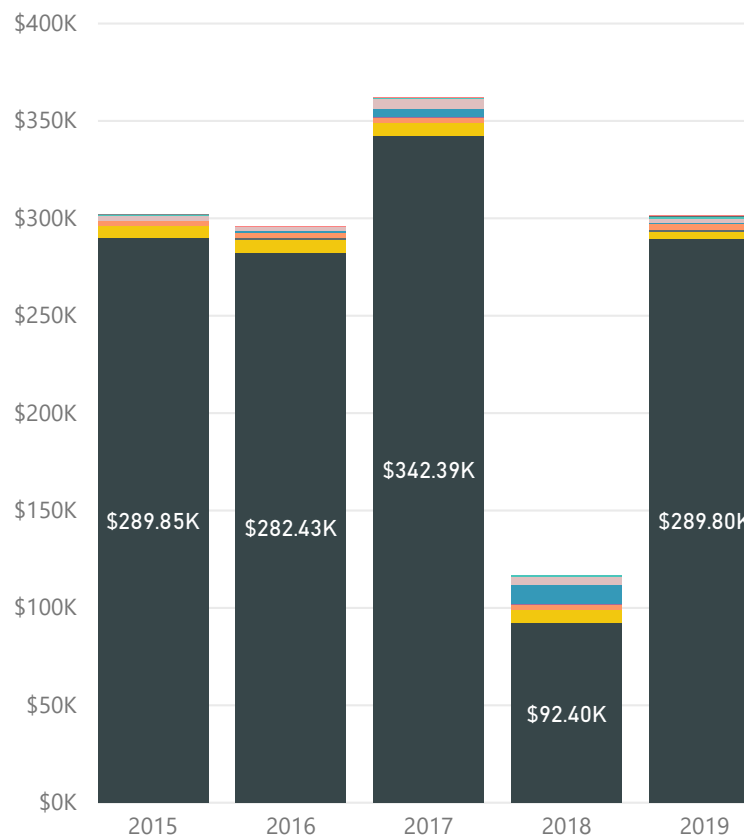
CalendarYear	Count of Permit	Fee Collected	ValueNum
2017	4203	\$2,155,801.78	\$5,646,129
2018	3814	\$2,734,139.67	\$11,520,520
2019	3550	\$2,340,765.51	\$8,899,103

issue ...

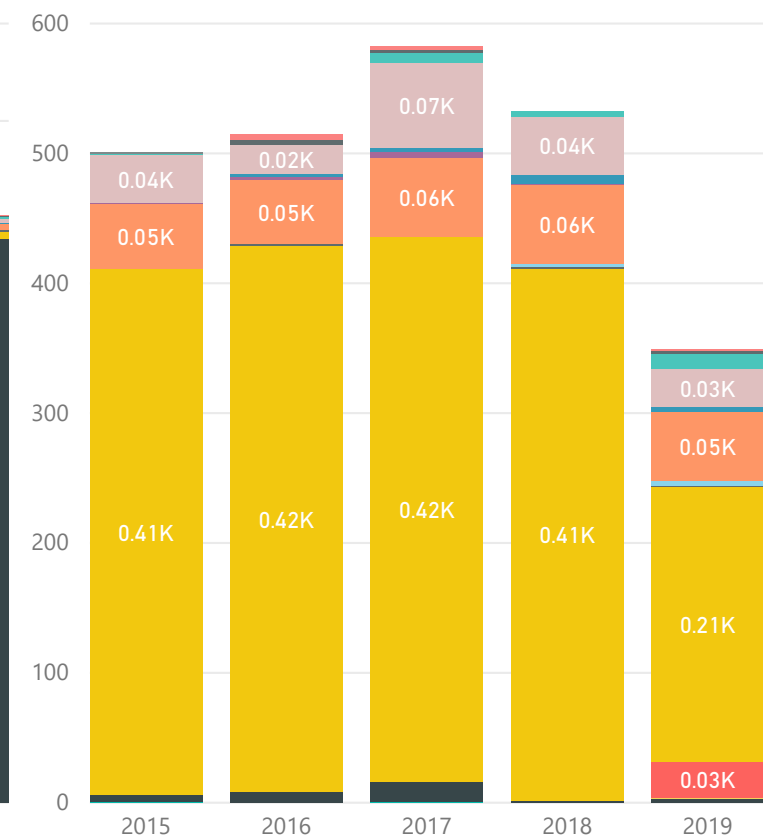


Other Permit Fees for Month

- *PENALTY - SIGN PERMIT
- AMUSEMENT PERMIT
- BP CO INSPECTION
- BUILDING COMPLAINT
- GARAGE SALE PERMIT
- NEIGHBORHOOD ENPOWERM...
- NEIGHBORHOOD ENPOWERM...
- NEW BUSINESS
- PORTABLE BUILDING
- PRKNG/PAVING
- SIGN PERMIT
- TOWER PERMIT
- VNDR 6WK PERMIT/ OTHER P...
- VNDR 6WK PERMIT/ OWN PR...
- VNDR SEA PERMIT/ RELOC/R...



Other Permit Count for Month



TOTAL PERMIT CHARTS - PERMITS, FEES, VALUATION - MONTH

issue month

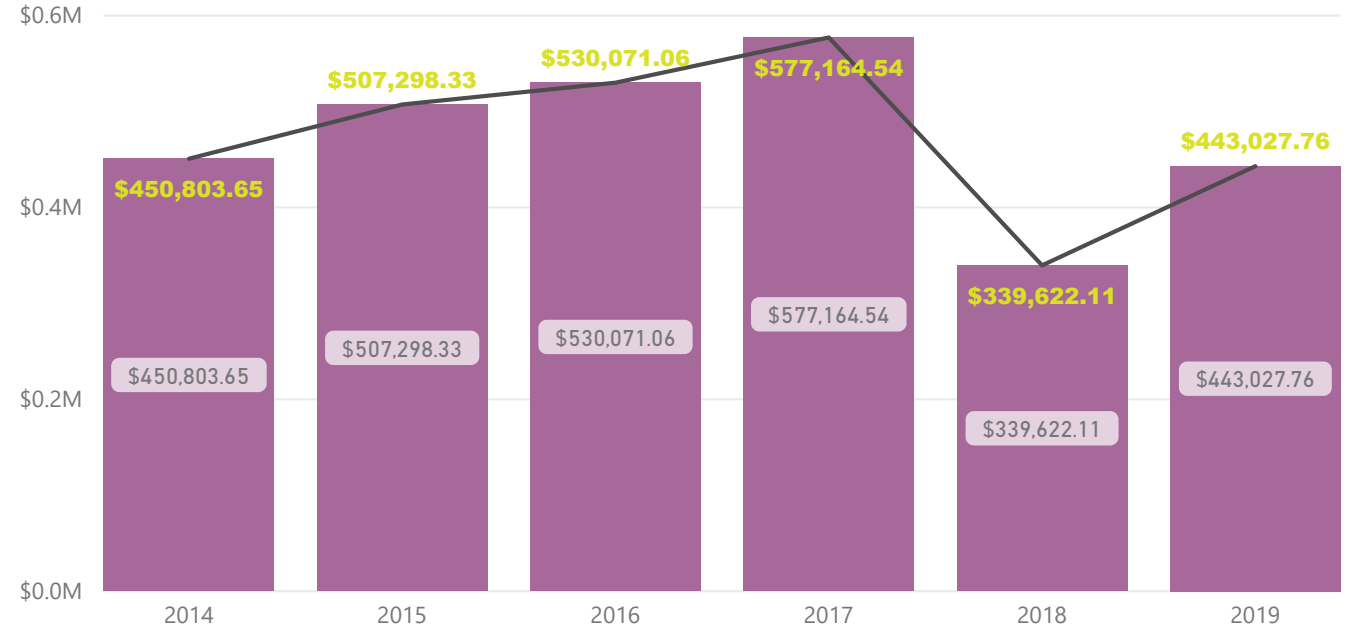
8

TOTAL PERMITS (BY MONTH)

Month	Calendar Year	Permits	Fees Collected	Valuation
August	2017	2015	\$577,164.54	\$27,558,925
August	2018	1894	\$339,622.11	\$47,470,810
August	2019	1918	\$443,027.76	\$36,086,233

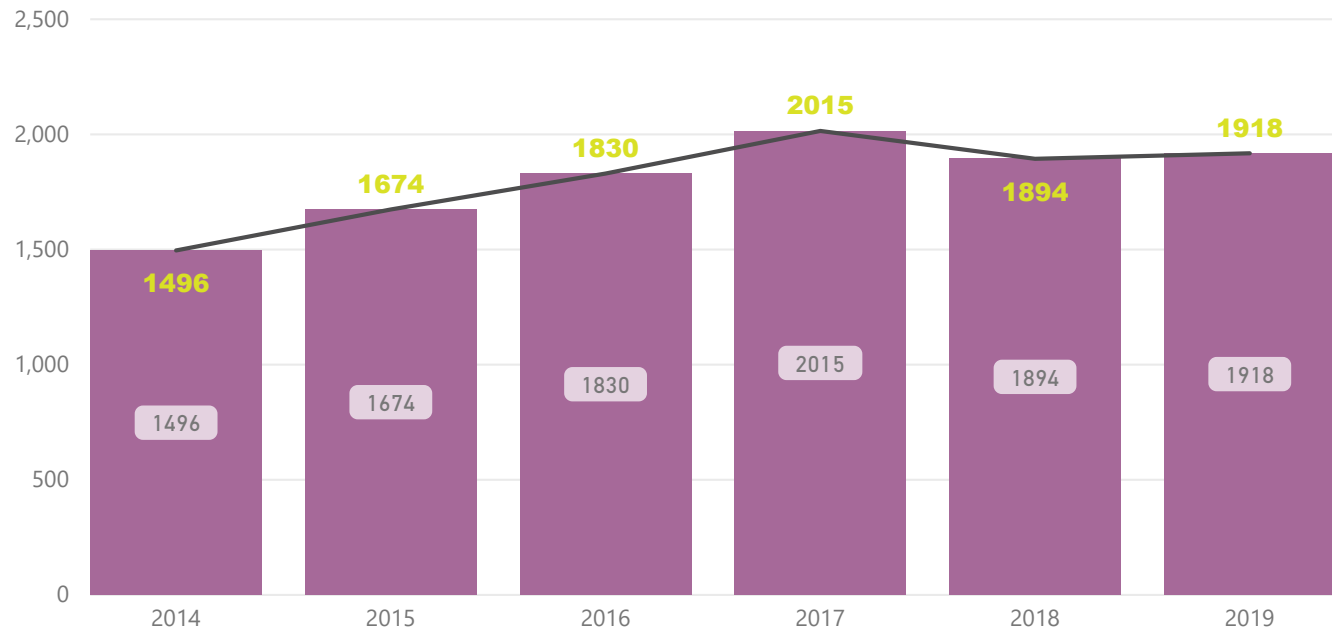
TOTAL PERMIT FEES

issue month ● 8 ● Fee Collected



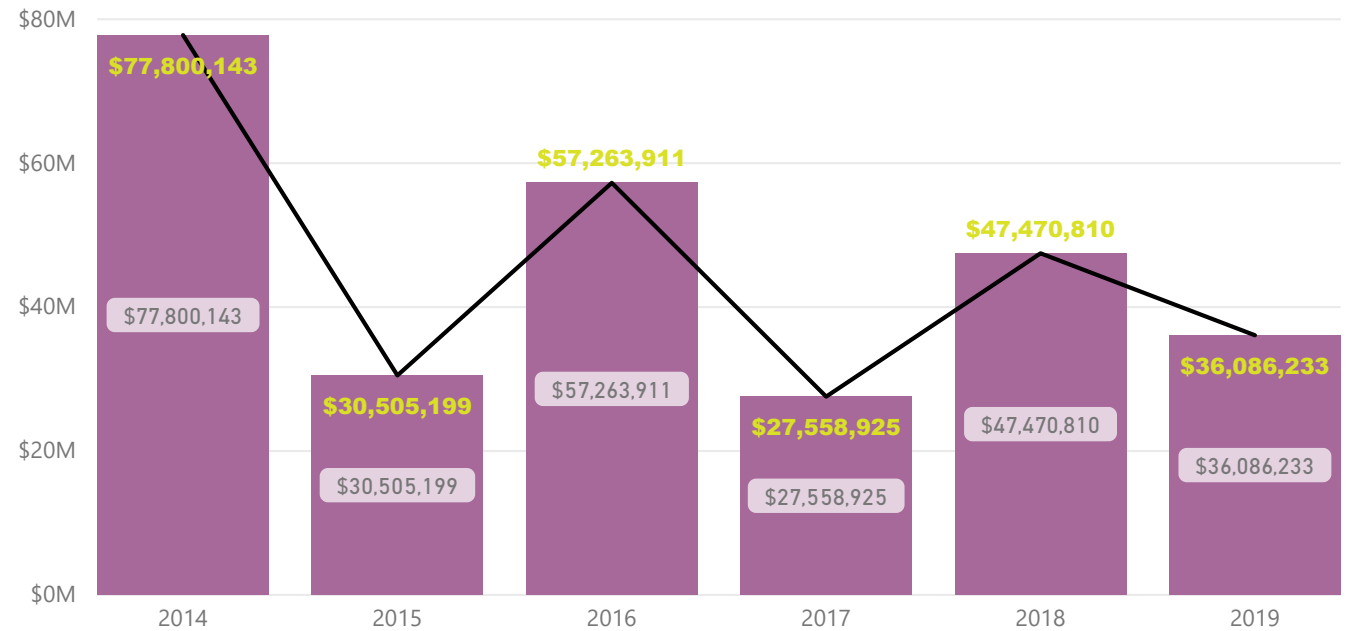
TOTAL PERMITS

issue month ● 8 ● Count of Permit



TOTAL VALUATIONS

issue month ● 8 ● Valuation



TOTAL PERMIT CHARTS - PERMITS, FEES, VALUATION - YEAR TO DATE

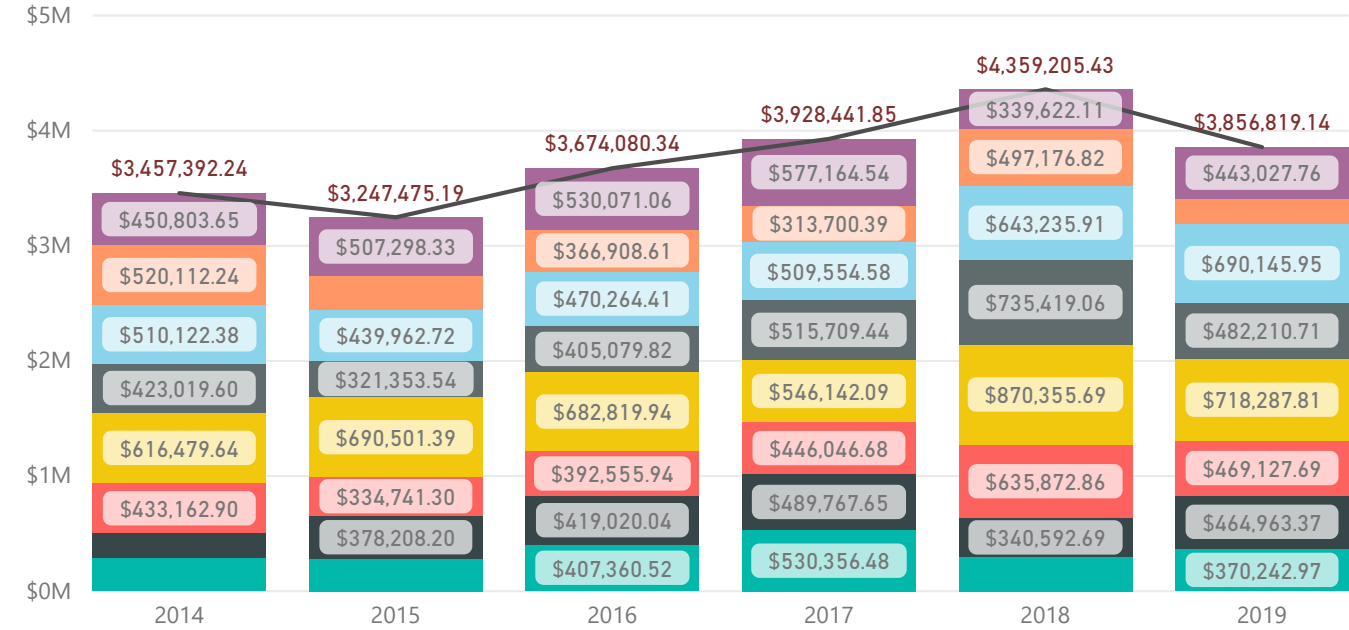
1 8

TOTAL PERMITS (YEAR TO DATE)

Calendar Year	Permits	Fees Collected	Valuation
2017	15507	\$3,928,441.85	\$324,198,489
2018	14285	\$4,359,205.43	\$285,647,576
2019	14167	\$3,856,819.14	\$326,867,394

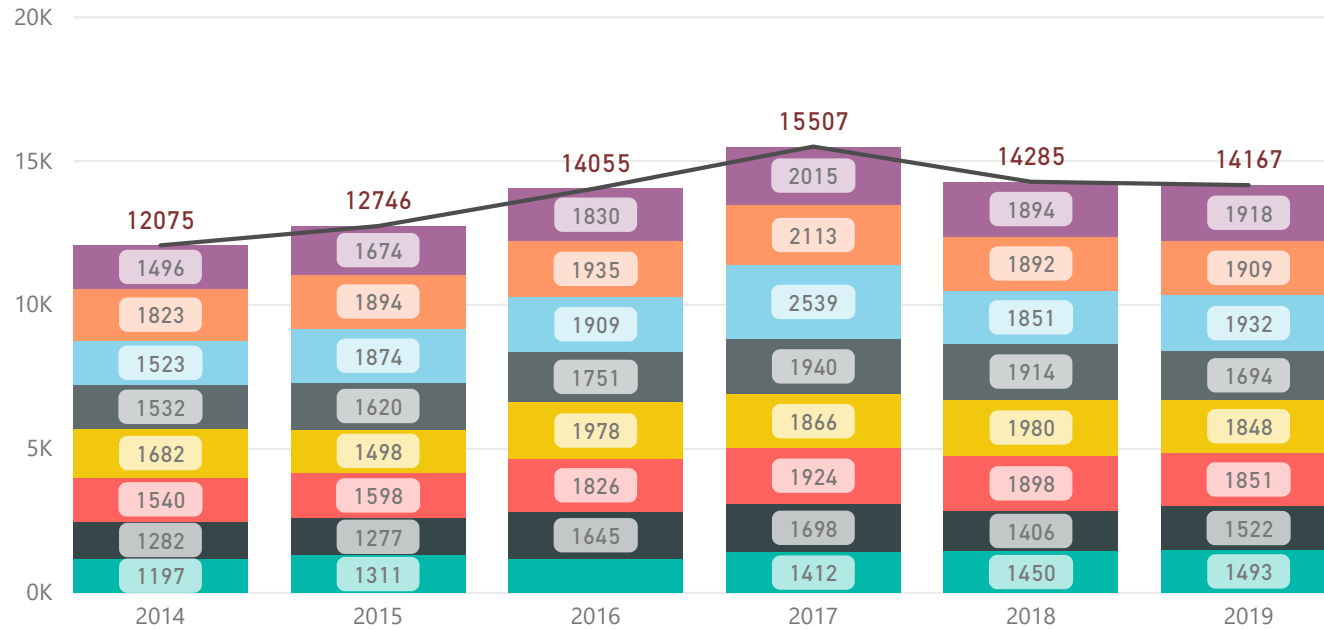
TOTAL PERMIT FEES

issue month 1 2 3 4 5 6 7 8 Fee Collected



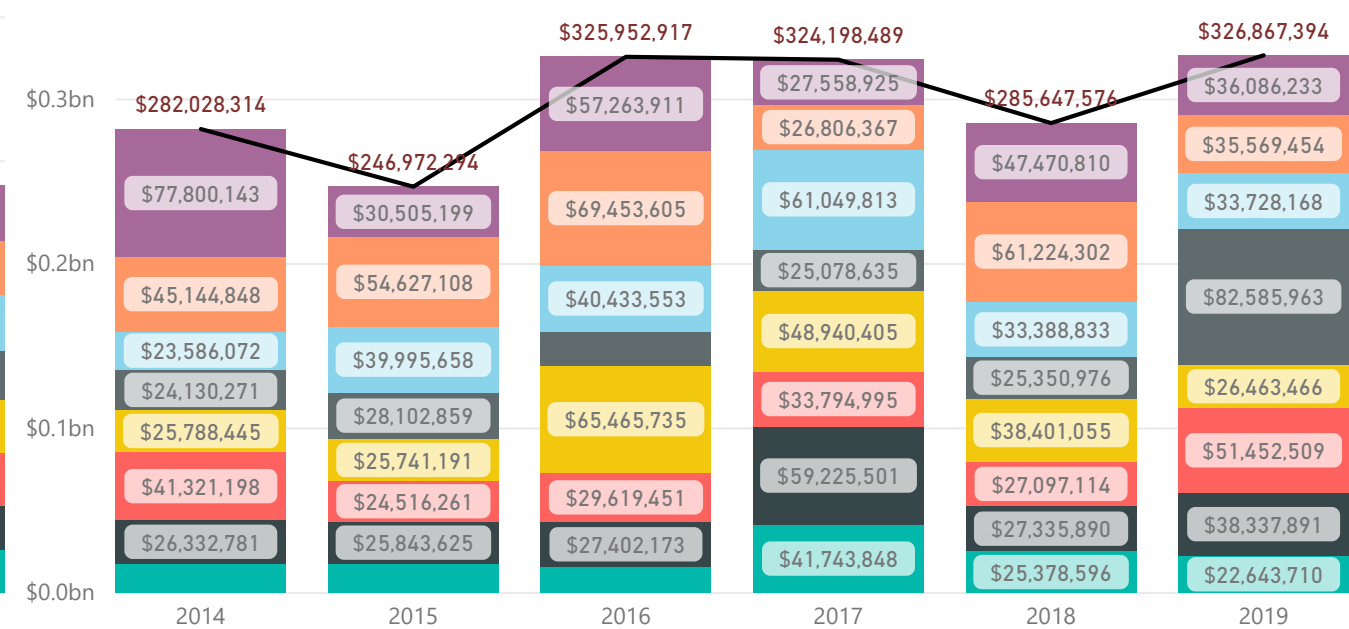
TOTAL PERMITS

issue month 1 2 3 4 5 6 7 8 Count of Permit



TOTAL VALUATIONS

issue month 1 2 3 4 5 6 7 8 Valuation



Top Projects (Valuation over 500K)

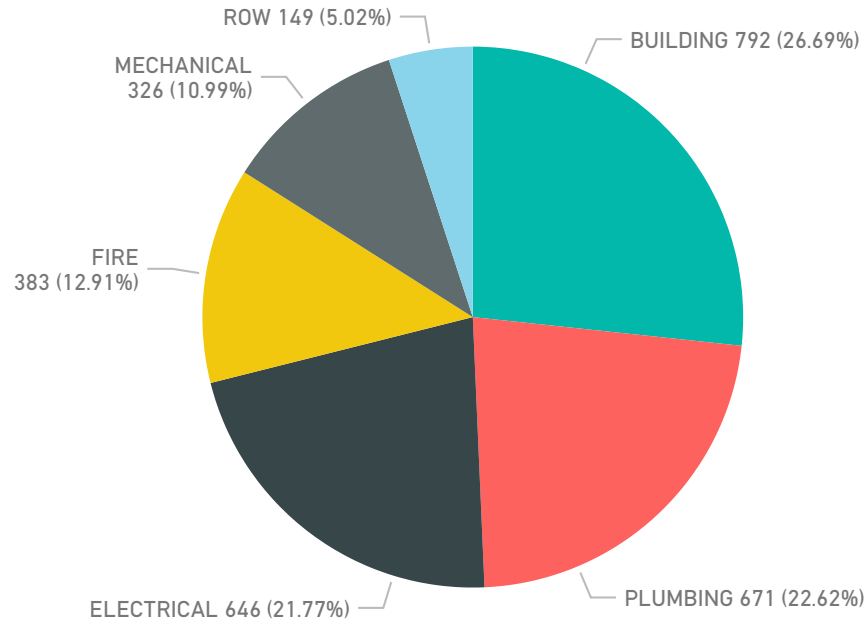
CalendarYear issue month

ValueNum	Permit	Permit Description	issue date	AppAddress	NameOwner	NameContractor	NameSubcontractor
\$8,000,000	19-00007452	INDUSTRIAL / WAREHOUSE	8/26/2019	12002 GENERAL MILTON DR	MEDLINE INDUSTRIES HOLDINGS IN	MURALLA CONSTRUCTION	MURALLA CONSTRUCTION
\$2,838,133	19-00008499	INDUSTRIAL / WAREHOUSE	8/30/2019	4015 TRANSFER	0	WHITE ARK ENTERPRISES INC	WHITE ARK ENTERPRISES INC
\$2,195,000	19-00007223	5 OR MORE FAMILY BLDG	8/12/2019	10902 INTERNATIONAL BLVD IRR	IG HINGON HOLDING LLC	JIMENEZ, ROGELIO	JIMENEZ, ROGELIO
\$1,469,124	19-00008977	OFFICES, BANKS	8/19/2019	1402 CARRIERS DR	0	COMMERCE CONSTRUCTION CO., L.P	COMMERCE CONSTRUCTION CO., L.P
\$852,109	19-00007786	COMMERCIAL-SHELL ONLY	8/26/2019	1119 FENWICK DR	0	QUANTCORP CONSTRUCTION	QUANTCORP CONSTRUCTION
\$768,000	19-00009429	5 OR MORE FAMILY BLDG	8/12/2019	10902 INTERNATIONAL BLVD IRR	IG HINGON HOLDING LLC	JIMENEZ, ROGELIO	JIMENEZ, ROGELIO
\$640,000	19-00009427	5 OR MORE FAMILY BLDG	8/12/2019	10902 INTERNATIONAL BLVD IRR	IG HINGON HOLDING LLC	JIMENEZ, ROGELIO	JIMENEZ, ROGELIO
\$16,762,366							

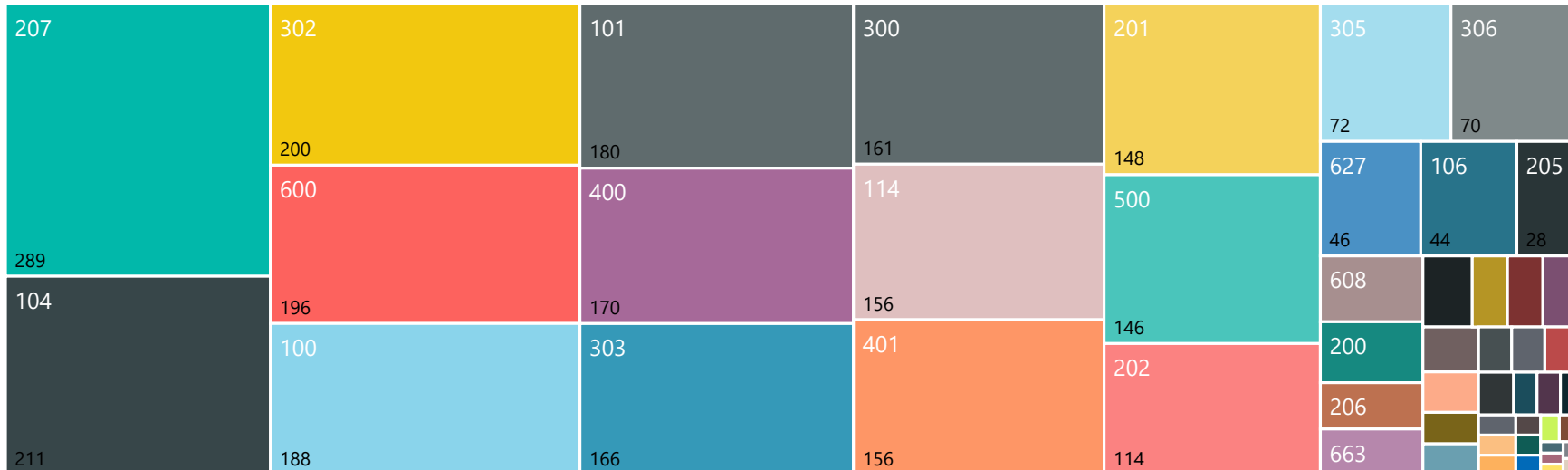
Inspections

Month
 Year

Count of PermitNumber by GroupType



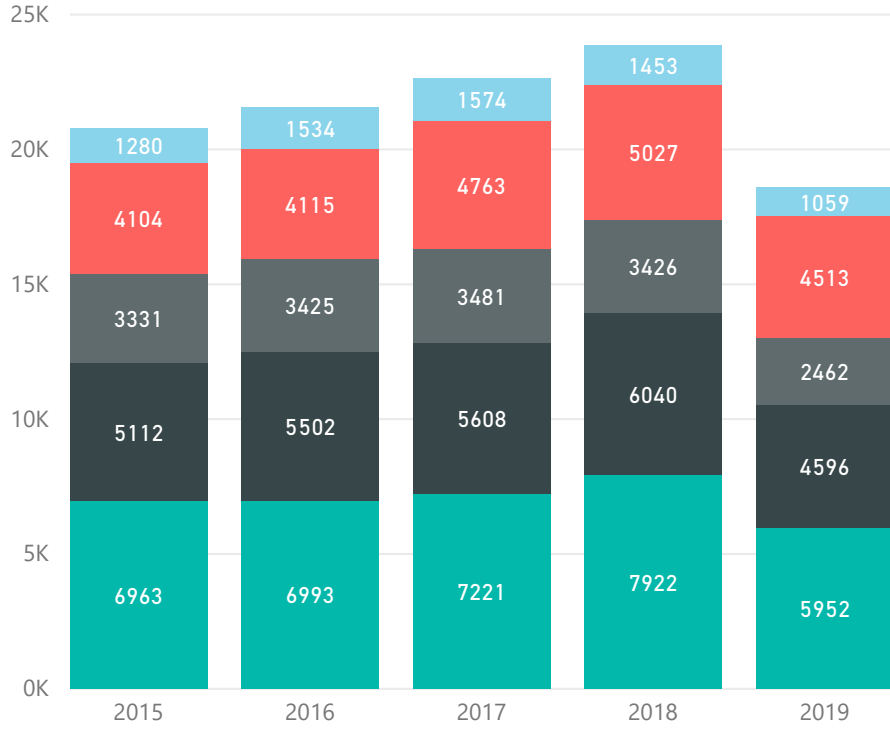
Count of PermitNumber by InspectionCode



InspectionCode	First Inspection Type	Count of PermitNumber
	0001 FIRE CLINIC	7
100	0001 FOUNDATION	188
101	0001 FRAMING	180
104	0001 BUILDING FINAL	211
105	0001 FOOTING	3
106	0001 INVESTIGATION INSPECTION	44
107	0001 POOL REINFORCING INSPECTI	10
114	0001 INSULATION	156
200	0001 T-POLE	25
201	0001 EL RES. ROUGH-IN	148
202	0001 EL-SERVICE INSPECTION	114
203	0001 EL COMM WALL ROUGH-IN	6
204	0001 EL COMM CEILING ROUGH-IN	7
205	0001 EL COMM ROUGH-IN	28
206	0001 EL PROVISIONAL	19
207	0001 EL FINAL	289
208	0001 EL RECONNECT	10
300	0001 PL COVER	161
301	0001 PL COPPER	2
302	0001 PL ROUGH-IN	200
303	0001 PL CSI & FINAL	166
305	0001 PL GAS ROUGH IN	72
306	0001 PL GAS FINAL	70
400	0001 ML ROUGH -IN	170
401	0001 ML FINAL	156
500	0001 SC DRIVEWAY & SIDEWALK	146
501	0001 SC STREET CUT	3
600	0001 FIRE INSPECTION	196
604	0001 FIRE ALARM PANEL REPLACEM	3
606	0001 FIRE BEER & WINE INSP	2
608	0001 FIRE DAYCARE OR SIMILAR I	27
609	0001 FIRE DETENTION	1
610	0001 FIRE EXPLOSIVE TRANSPORT	14
614	0001 FIRE ALARM MODIFICATION I	2
615	0001 FIRE FUEL PUMP FIRE INSP	2
618	0005 FIRE HOTEL INSP	1
620	0001 FIRE SPRINKLER HYDRSTATIC	9
Total	0001 BUILDING FINAL	2967

Building Inspections by Year by type

GroupType ● BUILDING ● ELECTRICAL ● MECHANICAL ● PLUMBING ● ROW



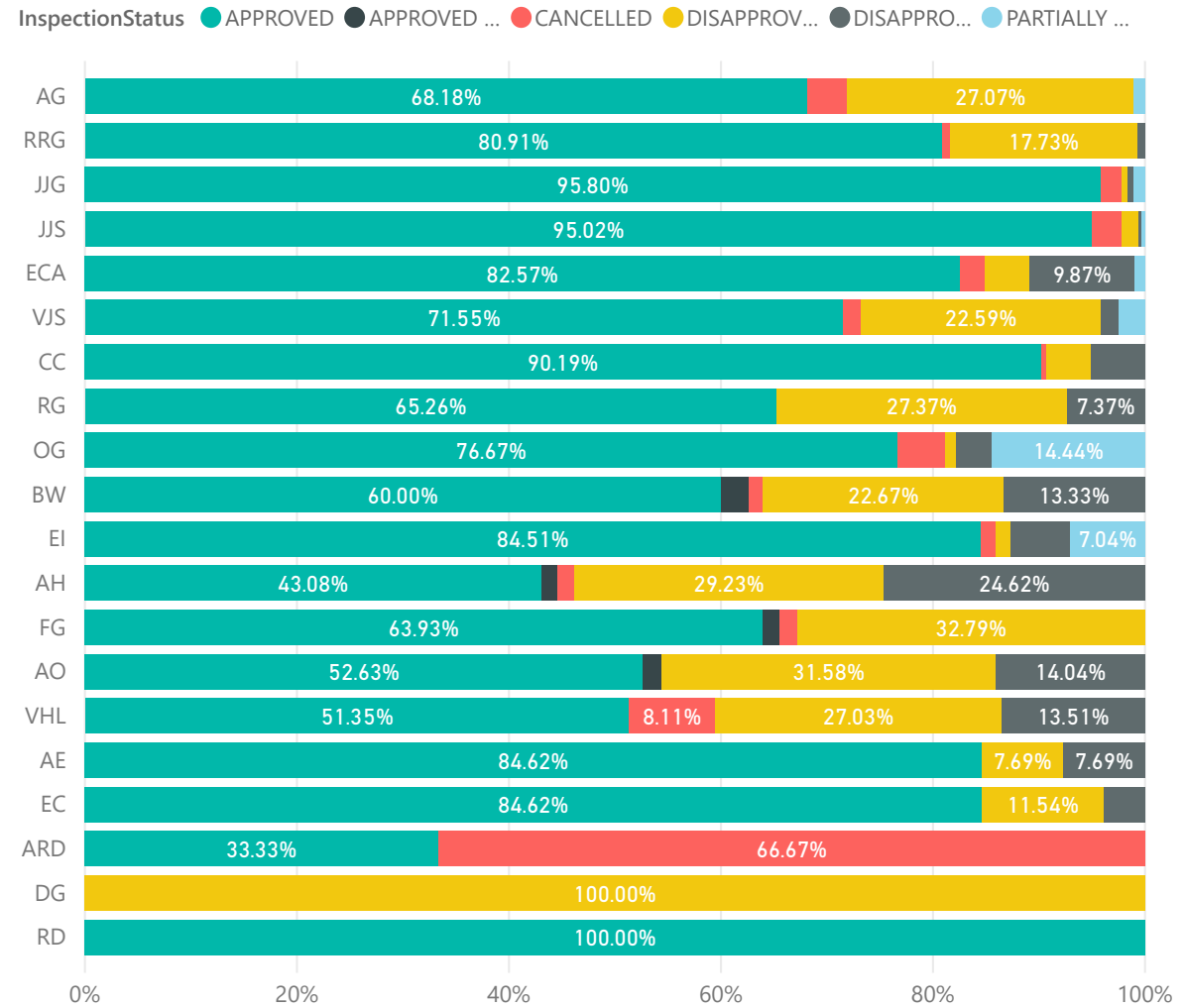
Building Inspections by Month by Year

Month ● 1 ● 2 ● 3 ● 4 ● 5 ● 6 ● 7 ● 8 ● 9 ● 10 ● 11 ● 12



Inspector	APPROVED	APPROVED WITH EXCEPT	CANCELLED	DISAPPROVED	DISAPPROVED WITH PEN	PARTIALLY APPROVED	Total
AG	330		18	131		5	484
RRG	356		3	78	3		440
JJG	342		7	2	2	4	357
JJS	305		9	5	1	1	321
ECA	251		7	13	30	3	304
VJS	171		4	54	4	6	239
CC	193		1	9	11		214
RG	62			26	7		95
OG	69		4	1	3	13	90
BW	45	2	1	17	10		75
EI	60		1	1	4	5	71
AH	28	1	1	19	16		65
FG	39	1	1	20			61
AO	30	1		18	8		57
VHL	19		3	10	5		37
AE	22			2	2		26
EC	22			3	1		26
ARD	1		2				3
DG				1			1
RD	1						1
Total	2346	5	62	410	107	37	2967

Count of PermitNumber by Inspector and InspectionStatus



Month

Year

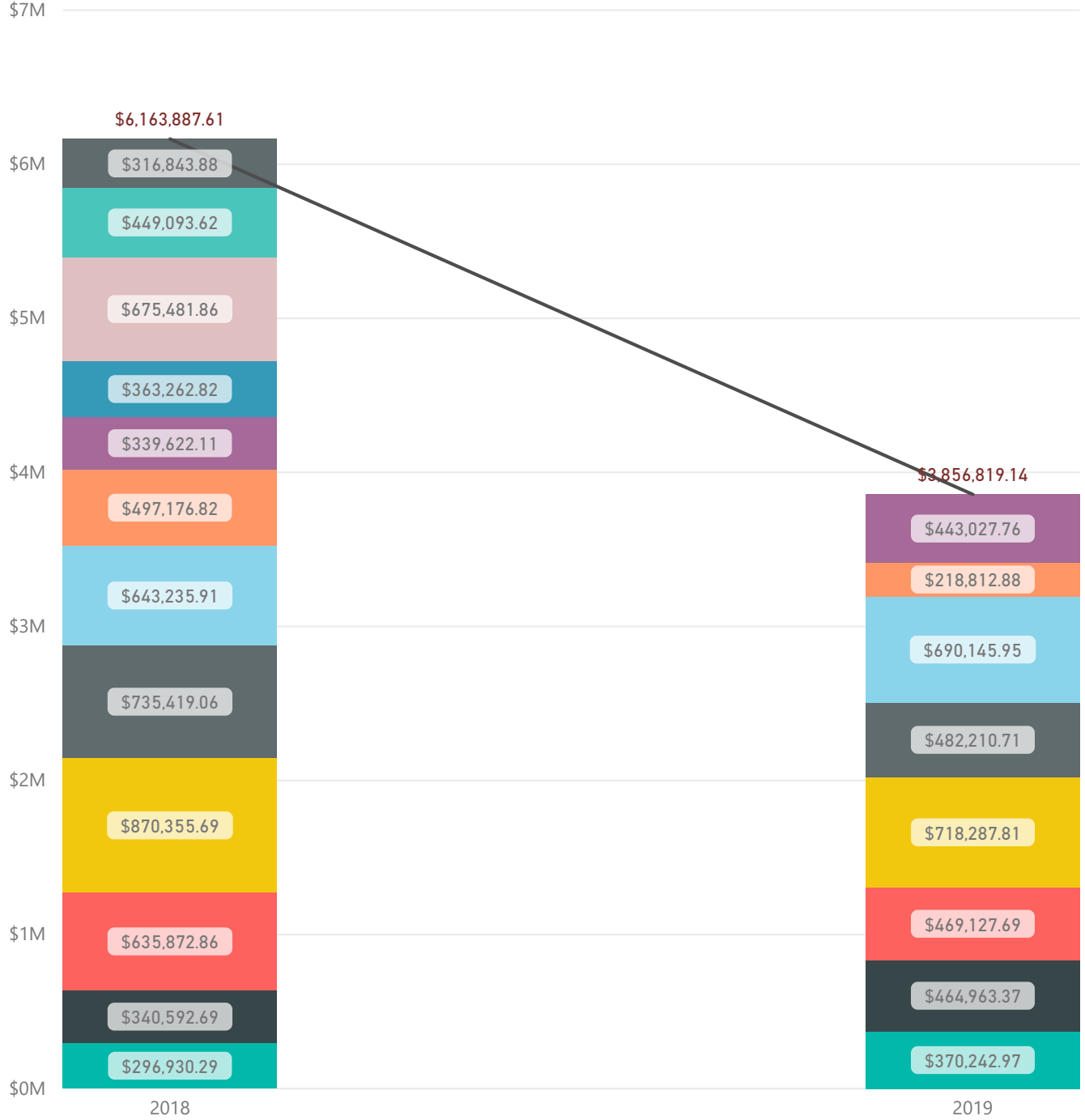
TOTAL PERMITS (COUNT) BY CALENDAR YEAR

issue month 1 2 3 4 5 6 7 8 9 10 11 12 Count of Permit



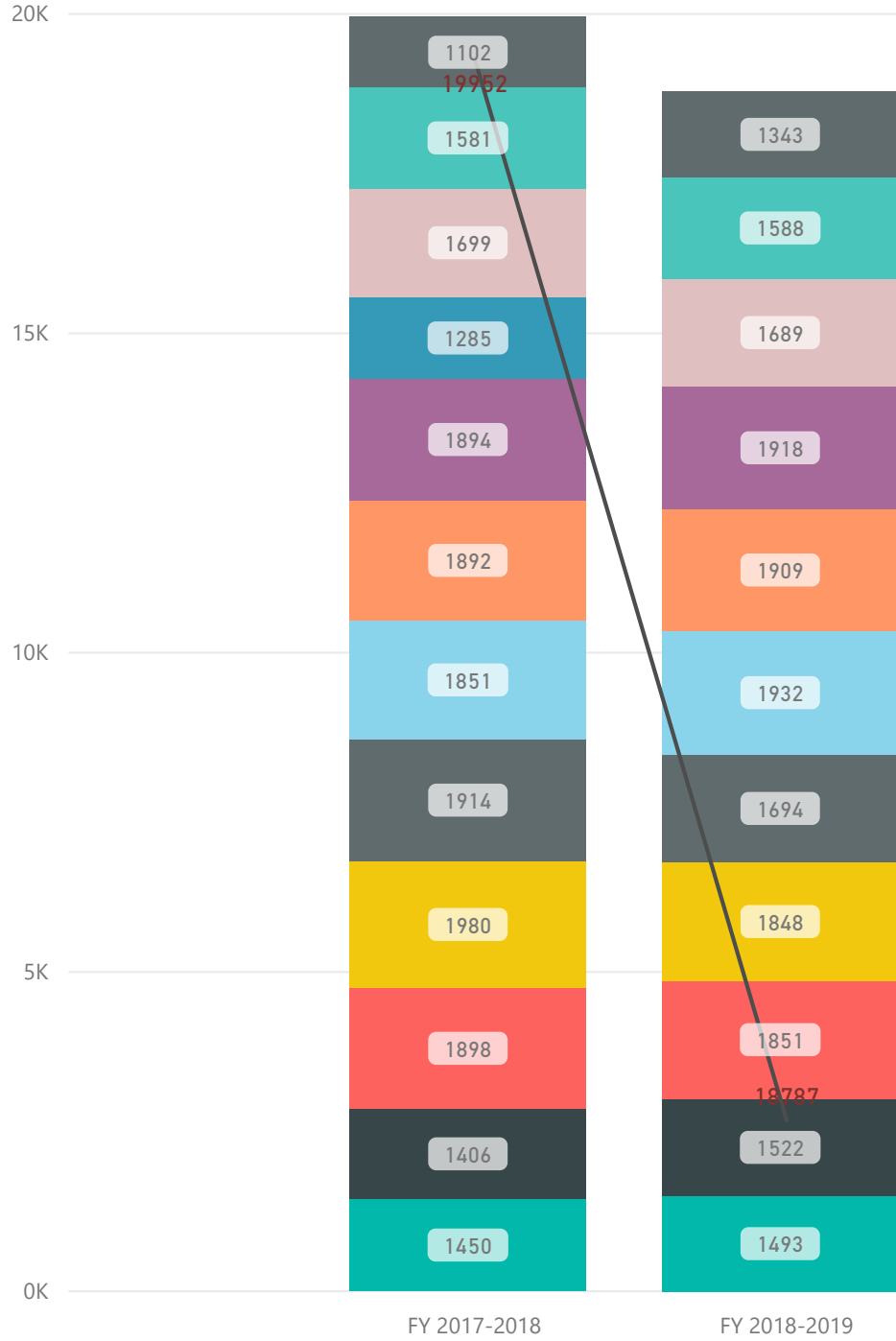
TOTAL PERMITS (FEES) BY CALENDAR YEAR

issue month 1 2 3 4 5 6 7 8 9 10 11 12 Fee Collected



TOTAL PERMITS (COUNT) BY FISCAL YEAR

issue month 1 2 3 4 5 6 7 8 9 10 11 12 Count of Permit



TOTAL PERMITS (FEES) BY FISCAL YEAR

issue month 1 2 3 4 5 6 7 8 9 10 11 12 Fee Collected

