

September 2019

2019 Monthly Permit Reports
Building Development Services
Department
1120 San Bernardo Ave
Laredo, Texas 78040
956.794.1625
Acting Director: Arturo Garcia



Building Permits (New Construction)

CalendarYear issue month

HOUSEKEEPING BUILDING

Type	Permit Description	Permits	Fee Collected	Valuation
101	SINGLE FAMILY DETACHED	112	\$50,774.18	\$2,303,177
104	3 & 4 FAMILY BLDG MULTI	2	\$690.00	\$328,842
105	5 OR MORE FAMILY BLDG	5	\$3,154.00	\$699,727
106	REINSTALLATION PERMIT	2	\$100.00	\$0
106P	*PENALTY - REINSTALLATION PERMIT	1	\$56.25	\$0
107	INSTALLATION PERMIT	5	\$250.00	\$0
Total		127	\$55,024.43	\$3,331,746

ADDITIONS, ALTERNATIONS & CONVERSION

Type	Permit Description	Permits	Fee Collected	Valuation
434	RES PORCH, CARPORT & ADDITION	22	\$3,273.80	\$456,435
434P	*PENALTY - RES PORCH, CARPORT & ADDITION	3	\$384.00	\$0
435	BLOCK FENCE-REMODEL-REROOF	89	\$6,503.00	\$368,760
435P	*PENALTY - BLOCK FENCE-REMODEL-REROOF	1	\$92.00	\$0
437	NON RESD & NON HOUSE KEEPING	16	\$5,249.53	\$992,772
438	ADDS RES STORAGE, & PALAP	5	\$520.00	\$21,285
439	SWIMMING POOL	7	\$728.00	\$131,000
440	REMODELING RESIDENTIAL	10	\$798.00	\$332,456
440P	*PENALTY - REMODELING RESIDENTIAL	1	\$109.50	\$0
Total		154	\$17,657.83	\$2,302,708

NEW NON-RESIDENTIAL BUILDING

Type	Permit Description	Permits	Fee Collected	Valuation
318	AMUSEMENT,RECEPTION, RECREATIO	1	\$1,290.00	\$350,000
320	INDUSTRIAL / WAREHOUSE	2	\$5,076.00	\$3,335,000
324	OFFICES, BANKS	13	\$7,333.25	\$1,947,334
327	STORES & RETAIL	4	\$1,603.50	\$349,185
331	RESTAURANT	1	\$0.00	\$1,072,234
Total		21	\$15,302.75	\$7,053,753

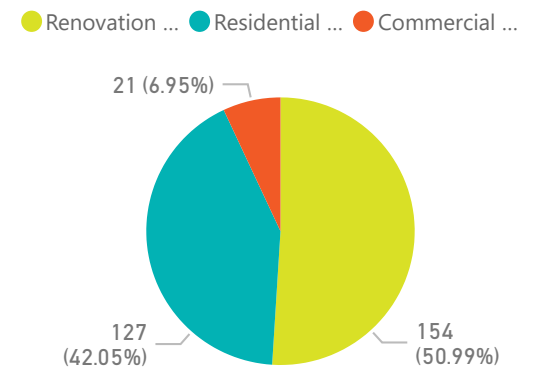
BUILDING PERMITS (BY MONTH)

Month	CalendarYear	Count of Permit	Fee Collected	ValueNum
September	2017	345	\$64,014.68	\$15,465,968
September	2018	373	\$86,876.71	\$19,412,085
September	2019	302	\$87,985.01	\$12,688,207

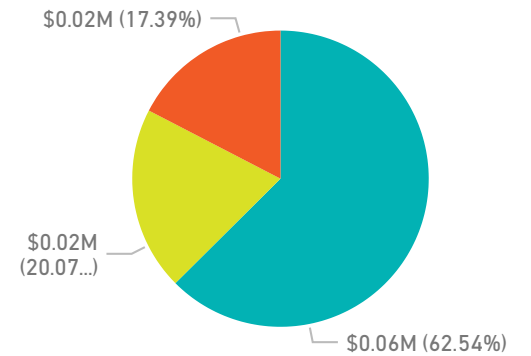
BUILDING PERMITS (YEAR TO DATE)

CalendarYear	Count of Permit	Fee Collected	ValueNum
2017	4749	\$1,096,047.75	\$334,018,328
2018	4262	\$1,036,176.47	\$293,539,141
2019	3533	\$864,082.29	\$330,656,498

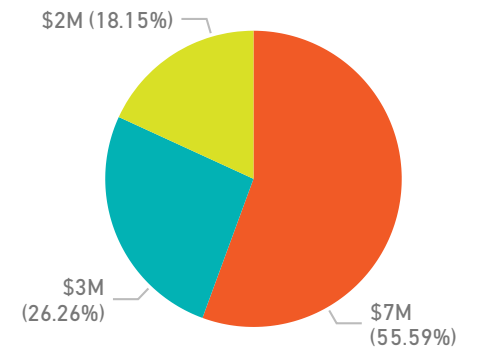
Permit Count



Permit Fees Collected



Valuations



issue month



BUILDING PERMIT (NEW CONSTRUCTION) - CHARTS - PERMITS, FEES, VALUATION

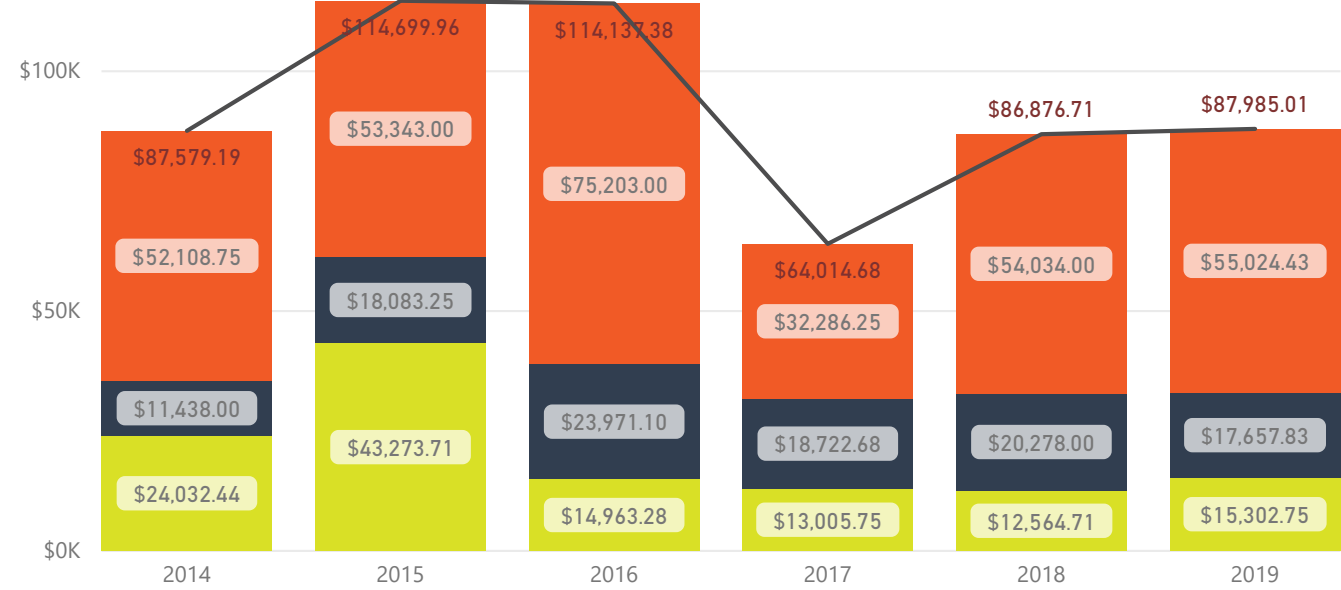
issue month

9

Permit-Type	Average of Fee Collected	Average of Valuation
Commercial Construction	\$728.70	\$335,893.00
Renovation & Additions	\$114.66	\$14,952.65
Residential Construction	\$433.26	\$26,234.22
Total	\$291.34	\$42,013.93

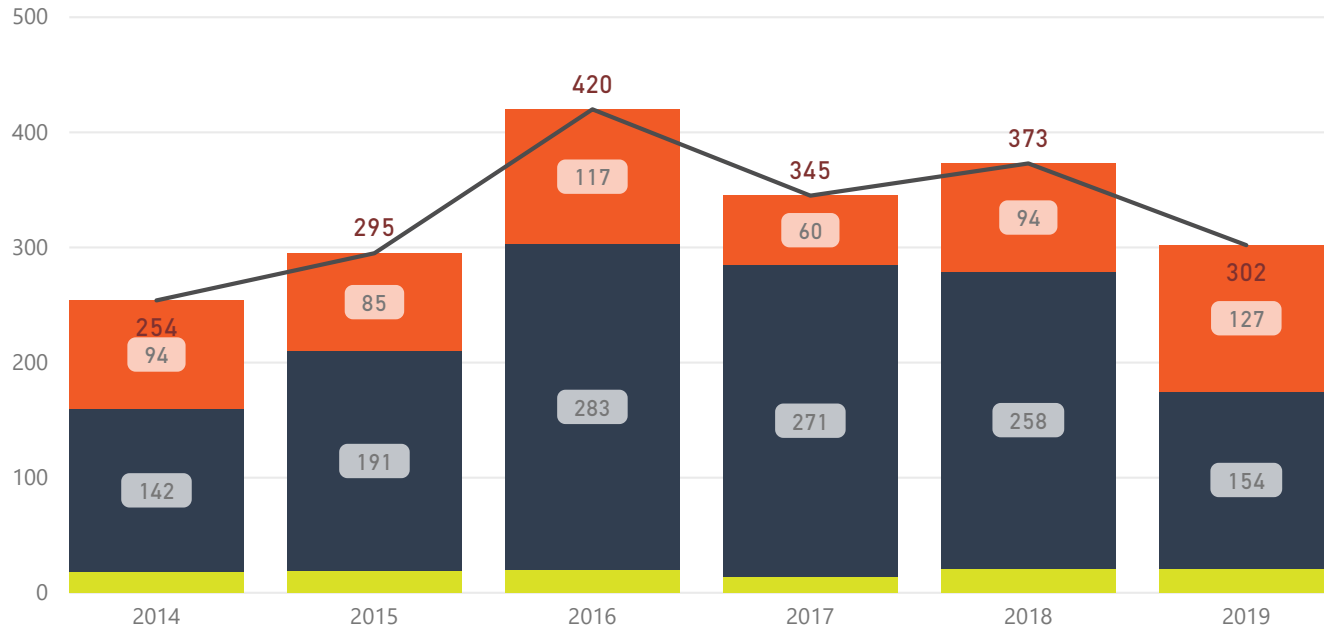
NEW BUILDING PERMIT FEES

Permit-Type ● Commercial Construction ● Renovation & Additions ● Residential Construction ● Fee Collected



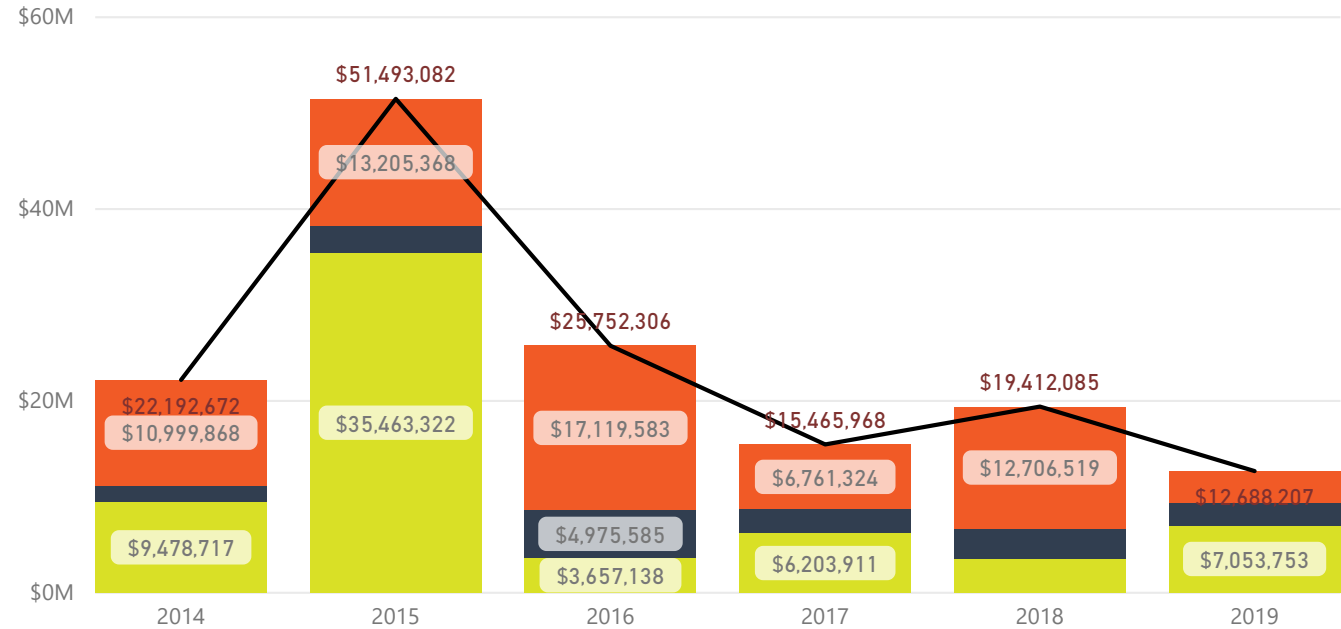
NEW BUILDING PERMITS

Permit-Type ● Commercial Construction ● Renovation & Additions ● Residential Construction ● Count of Permit



NEW BUILDING VALUATIONS

Permit-Type ● Commercial Construction ● Renovation & Additions ● Residential Construction ● Valuation




BUILDING PERMIT (NEW CONSTRUCTION) - CHARTS - PERMITS, FEES, VALUATION - YEAR TO DATE

1 9

Permit-Type	Average of Fee Collected	Average of Valuation
Commercial Construction	\$1,350.14	\$830,374.07
Renovation & Additions	\$63.58	\$13,658.52
Residential Construction	\$373.05	\$108,365.48
Total	\$244.57	\$93,590.86

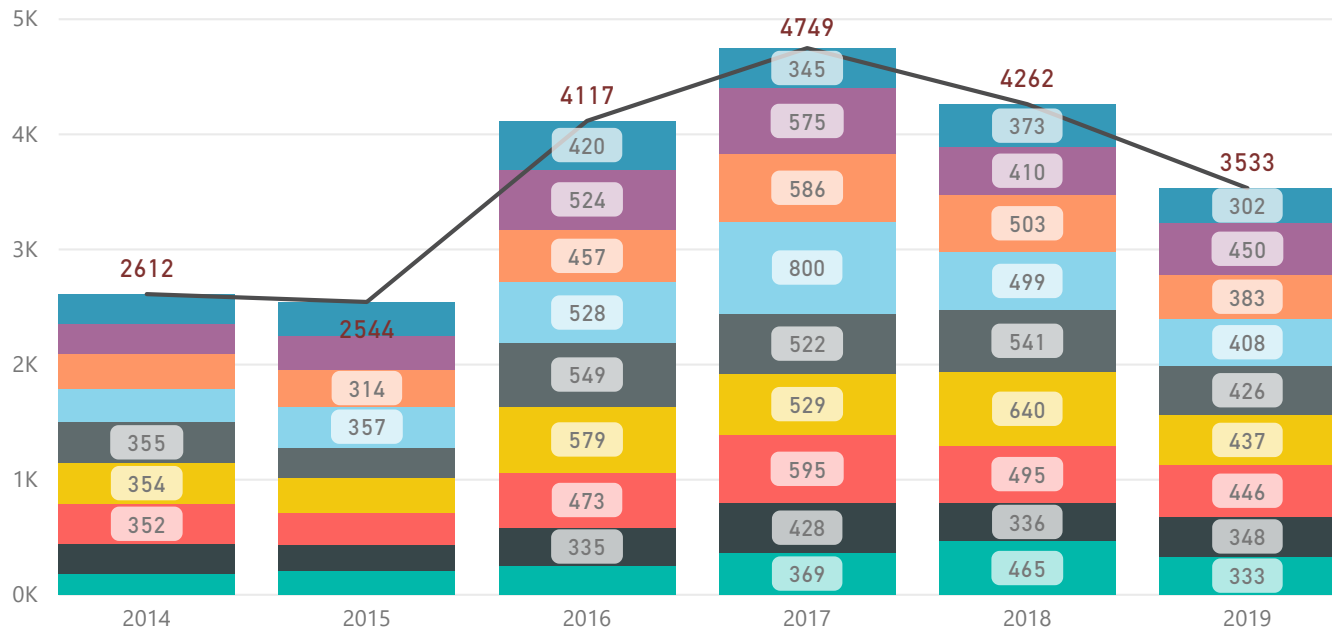
NEW BUILDING PERMIT FEES

issue month 1 2 3 4 5 6 7 8 9 Fee Collected



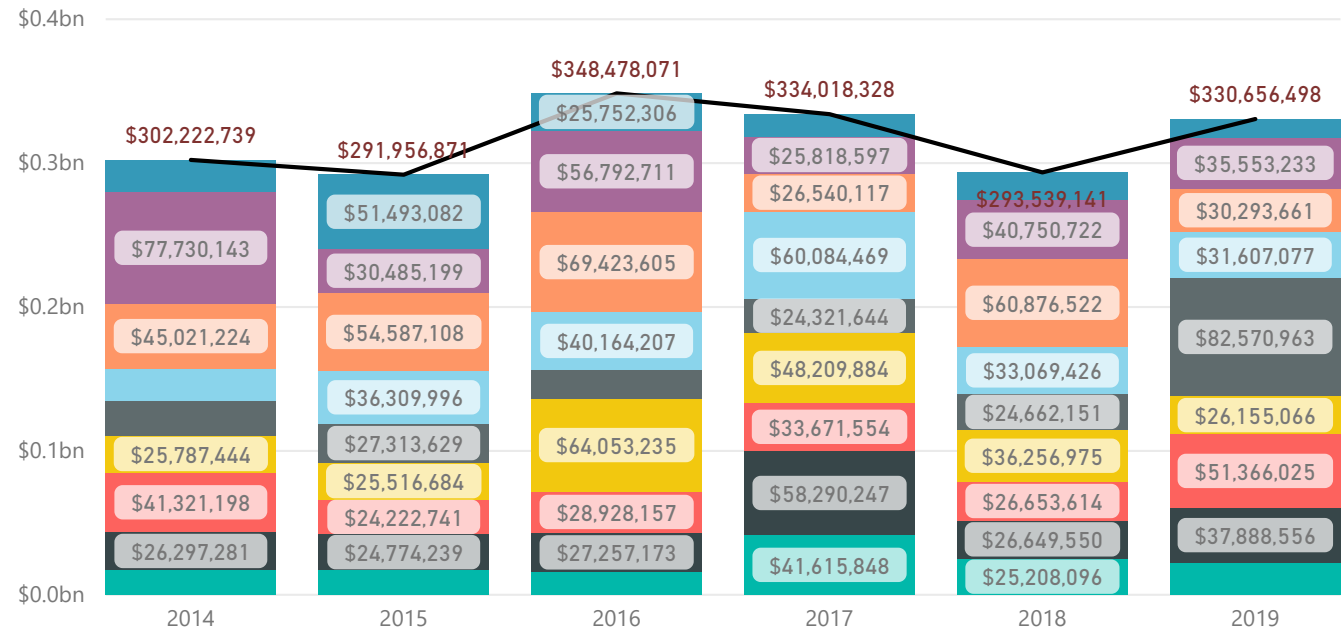
NEW BUILDING PERMITS

issue month 1 2 3 4 5 6 7 8 9 Count of Permit



NEW BUILDING VALUATIONS

issue month 1 2 3 4 5 6 7 8 9 Valuation



Professional Permits

CalendarYear issue month

RIGHT-OF-WAY (ROW)

Type	Permit Description	Permits	Fee Collected
500	RES DRIVEWAY & SIDEWALK	97	\$4,650.00
501	COMM DRIVEWAY & SIDEWALK	9	\$2,350.00
502	RES IRRIGATION ROW	26	\$1,300.00
503	COMM IRRIGATION ROW	6	\$1,500.00
511	STREET CUT R.O.W. ENG	76	\$2,850.00
511B	STREET CUT R.O.W. BLDG	11	\$3,300.00
Total		225	\$15,950.00

DEMOLITIONS

Type	Permit Description	Permits	Fee Collected
645	DEMO SINGLE FAM ATCH/DETACH	11	\$550.00
649	DEMO COMMERCIAL BLDG	5	\$250.00
Total		16	\$800.00

ELECTRICAL

Type	Permit Description	Permits	Fee Collected
700	EL-TEMPORARY	29	\$1,329.00
701	EL-RESIDENTIAL	205	\$21,349.00
702	EL-COMMERCIAL	63	\$11,440.50
703	EL-RECON/RELOCATE	8	\$225.00
705	EL-METER UPGRADE	5	\$290.00
Total		310	\$34,633.50

PLUMBING

Type	Permit Description	Permits	Fee Collected
800	PL-RESIDENTIAL	170	\$23,812.00
801	PL-COMMERCIAL	43	\$4,320.00
802	PL-NATURAL GAS	1	\$56.00
804	PL-IRRIGATION RESIDENTIAL	45	\$2,821.00
805	PL-IRRIGATION COMMERCIAL	9	\$1,716.00
Total		268	\$32,725.00

MECHANICAL

Type	Permit Description	Permits	Fee Collected
900	ML-RESIDENTIAL	124	\$13,964.00
901	ML-COMMERCIAL	20	\$3,730.00
902	ML-CHANGE OUT	4	\$442.00
Total		148	\$18,136.00

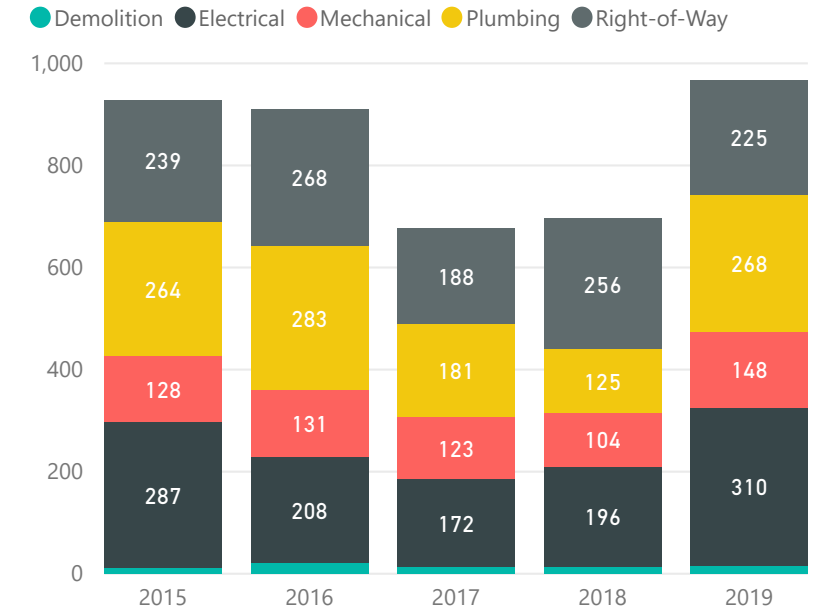
PROFESSIONAL PERMITS (BY MONTH)

Month	CalendarYear	Count of Permit	Fee Collected
September	2017	677	\$73,210.38
September	2018	696	\$58,211.50
September	2019	967	\$102,244.50

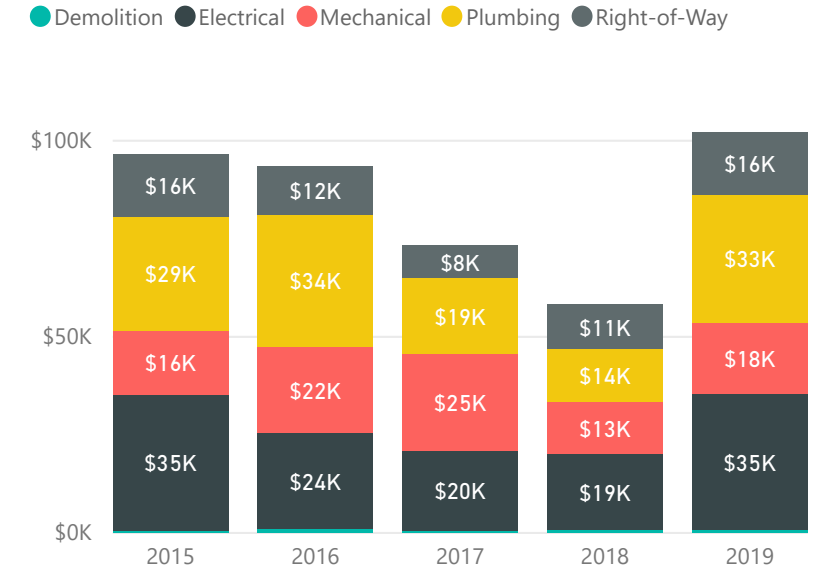
PROFESSIONAL PERMITS (YEAR TO DATE)

CalendarYear	Count of Permit	Fee Collected
2017	7577	\$813,817.38
2018	7278	\$733,977.50
2019	8353	\$842,200.85

Professional Permits by Year for this Month



Professional Permit Fees Collected by Year for this Month



issue ...



Other Permits & Totals

CalendarYear issue month

VENDOR

Type	Permit Description	Permits	Fee Collected
970	VNDR 6WK PERMIT/ OWN PROPERTY	2	\$200.00
999	VNDR SEA PERMIT/ RELOC/RENEW	2	\$30.00
Total		4	\$230.00

OTHER

Type	Permit Description	Permits	Fee Collected
321	PRKNG/PAVING	4	\$1,016.50
328	SIGN PERMIT	32	\$2,247.14
329	PORTABLE BUILDING	4	\$200.00
332	TOWER PERMIT	7	\$710.00
910	BP CO INSPECTION	4	\$800.00
915	NEW BUSINESS	37	\$1,750.00
920	NEIGHBORHOOD ENPOWERMENT ZNE R	1	\$100.00
921	NEIGHBORHOOD ENPOWERMENT ZNE C	3	\$894.21
960	AMUSEMENT PERMIT	2	\$189,000.00
985	GARAGE SALE PERMIT	255	\$4,035.00
BCOM	BUILDING COMPLAINT	26	\$0.00
Total		375	\$200,752.85

OTHER PERMITS (BY MONTH)

Month	CalendarYear	Count of Permit	Fee Collected
September	2017	396	\$384,484.94
September	2018	216	\$218,174.61
September	2019	379	\$200,982.85

OTHER PERMITS (YEAR TO DATE)

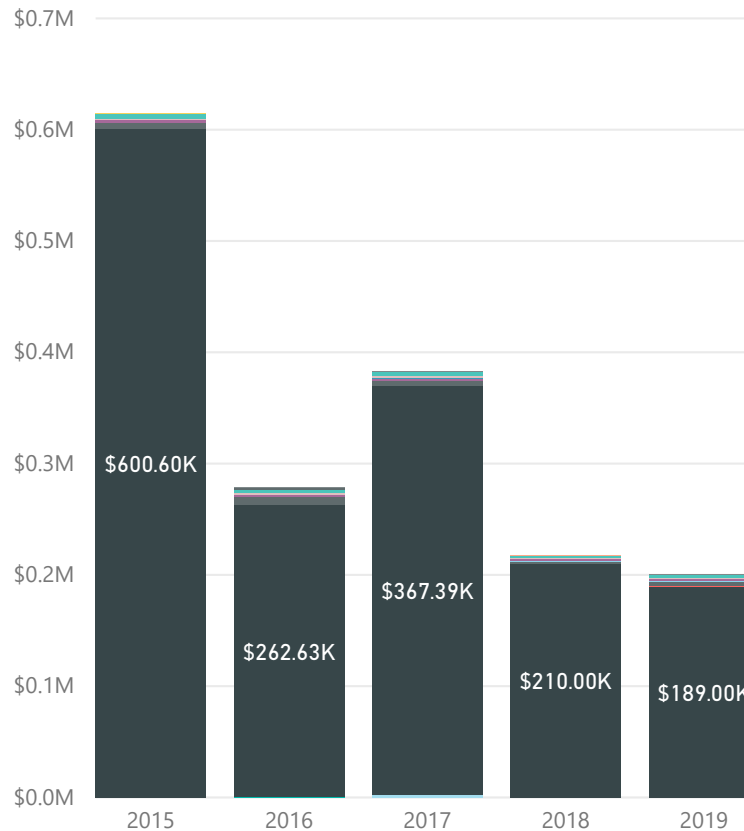
CalendarYear	Count of Permit	Fee Collected	ValueNum
2017	4599	\$2,540,286.72	\$6,564,782
2018	4030	\$2,952,314.28	\$11,682,374
2019	3929	\$2,541,748.36	\$9,106,323

issue ...

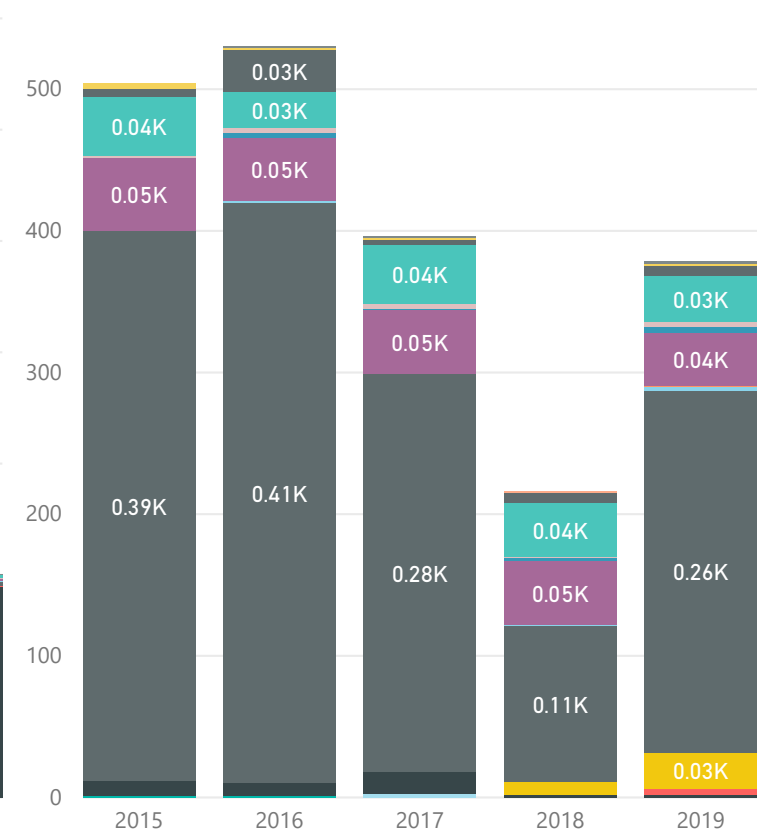


Other Permit Fees for Month

- *PENALTY - PRKNG/PAVING
- *PENALTY - SIGN PERMIT
- AMUSEMENT PERMIT
- BP CO INSPECTION
- BUILDING COMPLAINT
- GARAGE SALE PERMIT
- NEIGHBORHOOD ENPOWERM...
- NEIGHBORHOOD ENPOWERM...
- NEW BUSINESS
- PORTABLE BUILDING
- PRKNG/PAVING
- SIGN PERMIT
- TOWER PERMIT
- VNDR 6WK PERMIT/ OWN PR...
- VNDR SEA PERMIT/ ALL SAI...
- VNDR SEA PERMIT/ RELOC/R...



Other Permit Count for Month



TOTAL PERMIT CHARTS - PERMITS, FEES, VALUATION - MONTH

issue month

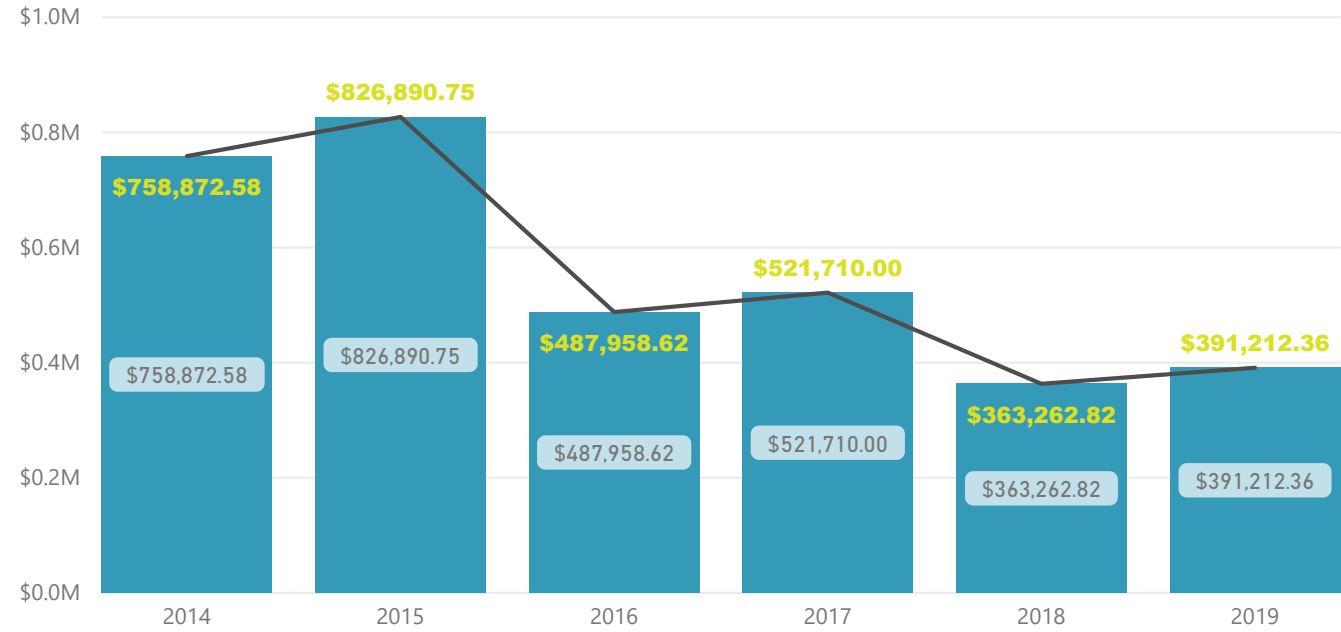
9

TOTAL PERMITS (BY MONTH)

Month	Calendar Year	Permits	Fees Collected	Valuation
September	2017	1418	\$521,710.00	\$16,384,621
September	2018	1285	\$363,262.82	\$19,573,939
September	2019	1648	\$391,212.36	\$12,895,427

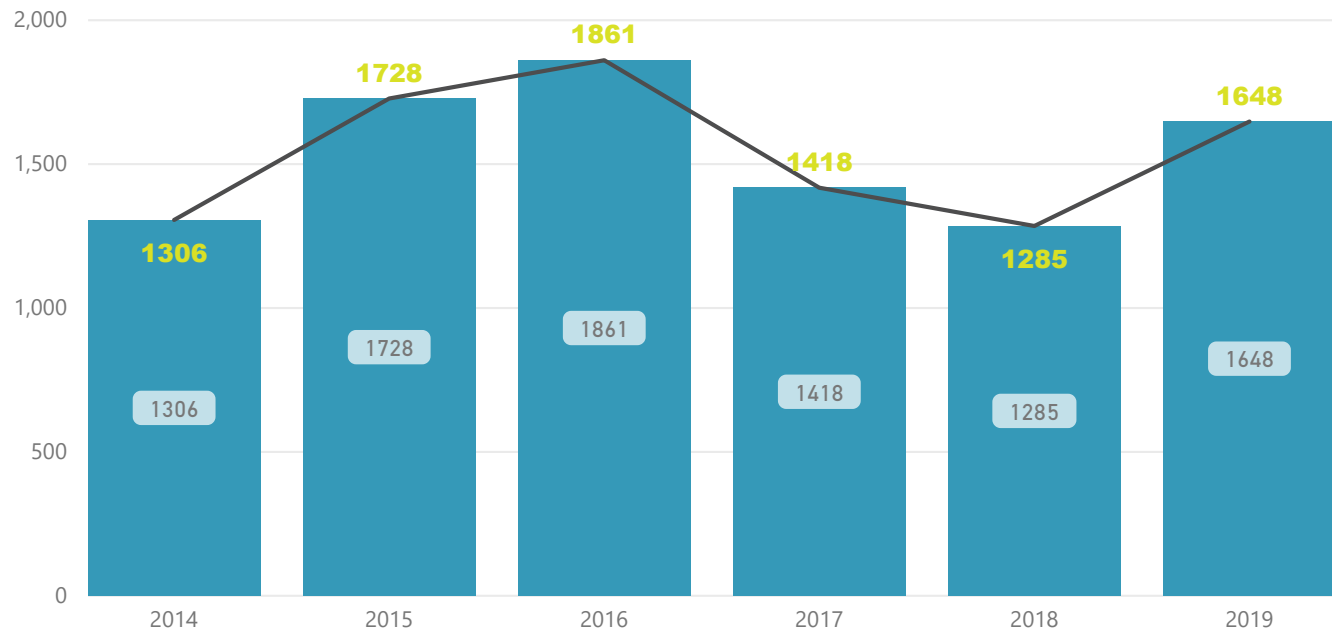
TOTAL PERMIT FEES

issue month ● 9 ● Fee Collected



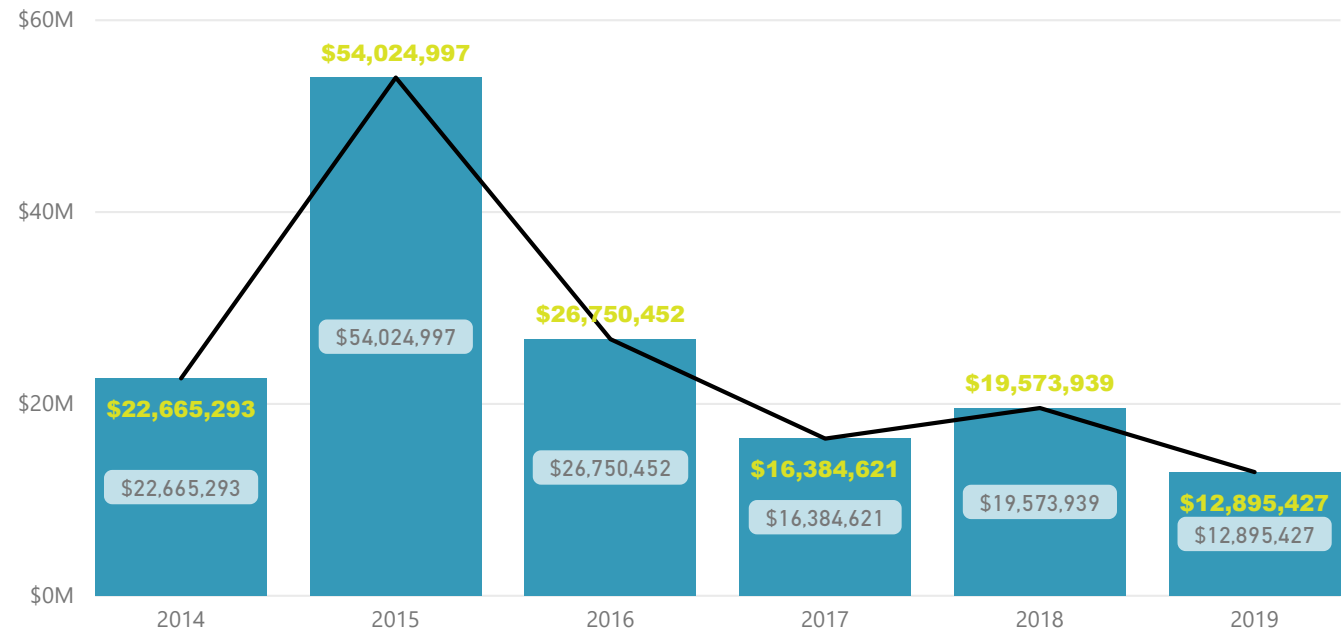
TOTAL PERMITS

issue month ● 9 ● Count of Permit



TOTAL VALUATIONS

issue month ● 9 ● Valuation



TOTAL PERMIT CHARTS - PERMITS, FEES, VALUATION - YEAR TO DATE

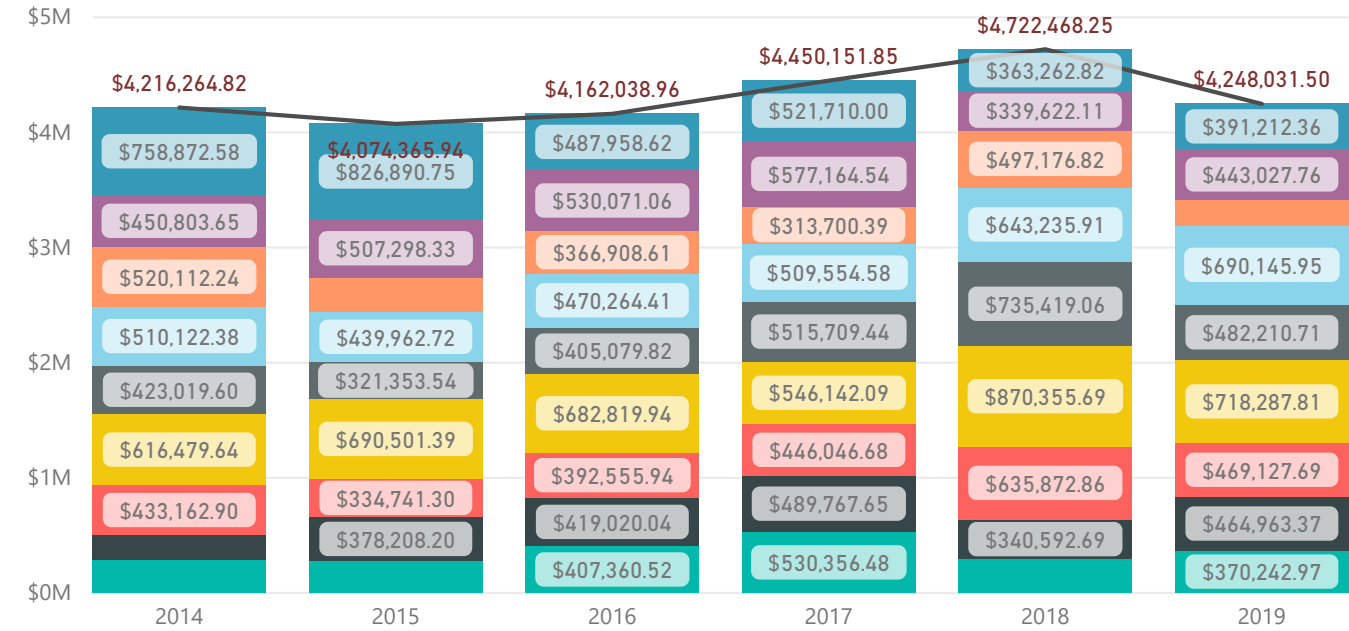
1 9

TOTAL PERMITS (YEAR TO DATE)

Calendar Year	Permits	Fees Collected	Valuation
2017	16925	\$4,450,151.85	\$340,583,110
2018	15570	\$4,722,468.25	\$305,221,515
2019	15815	\$4,248,031.50	\$339,762,821

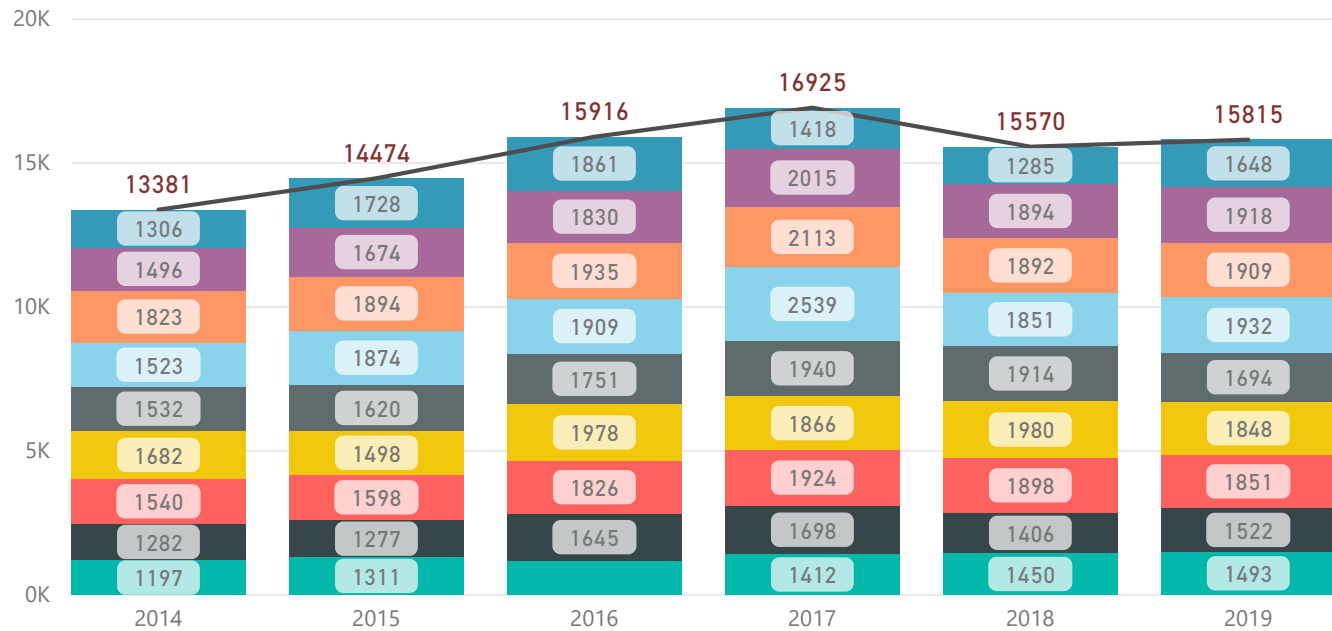
TOTAL PERMIT FEES

issue month 1 2 3 4 5 6 7 8 9 Fee Collected



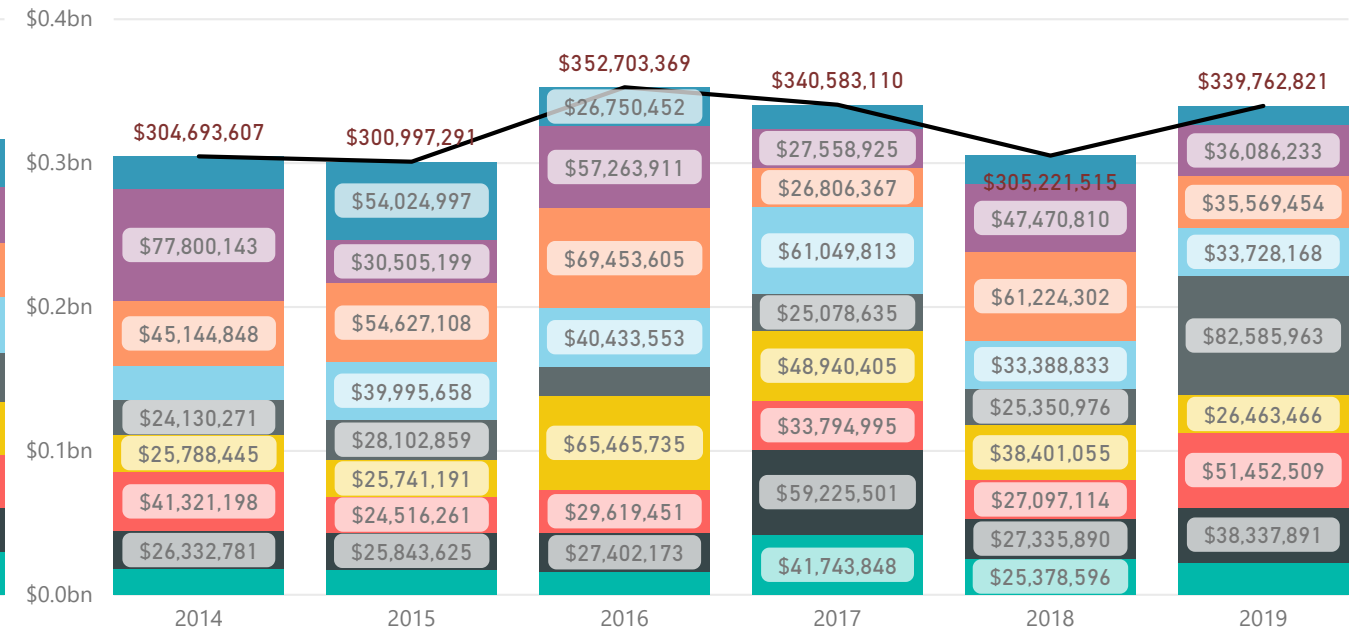
TOTAL PERMITS

issue month 1 2 3 4 5 6 7 8 9 Count of Permit



TOTAL VALUATIONS

issue month 1 2 3 4 5 6 7 8 9 Valuation



Top Projects (Valuation over 500K)

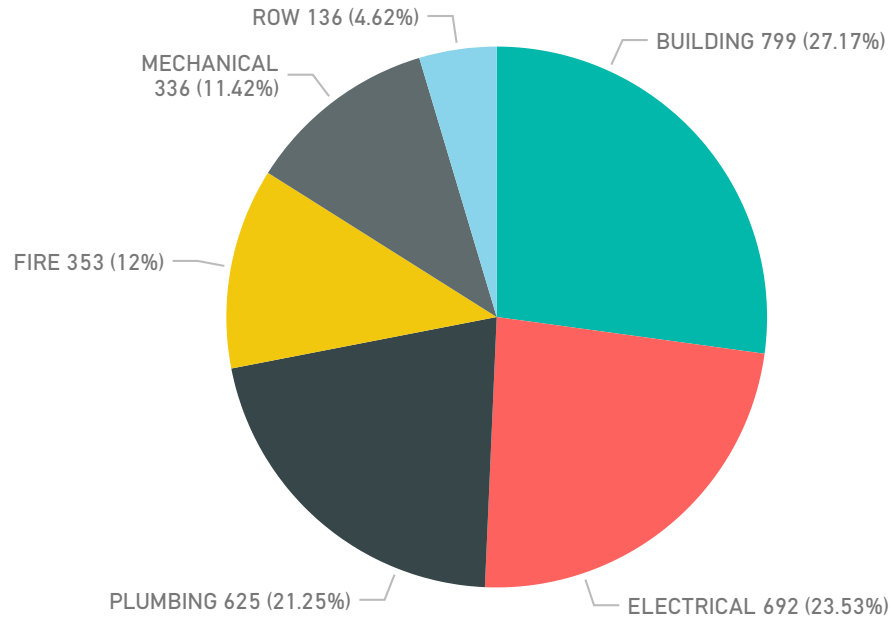
CalendarYear issue month

ValueNum	Permit	Permit Description	issue date	AppAddress	NameOwner	NameContractor	NameSubcontractor
\$3,035,000	19-00010129	INDUSTRIAL / WAREHOUSE	9/16/2019	417 BOOMTOWN ST	NEWCOURT TECHNOLOGIES CORP	ALCE CONSTRUCTION	ALCE CONSTRUCTION
\$1,072,234	19-00009176	RESTAURANT	9/27/2019	110 WILLOW OAK ST	0	QS DESIGN INC	QS DESIGN INC
\$4,107,234							

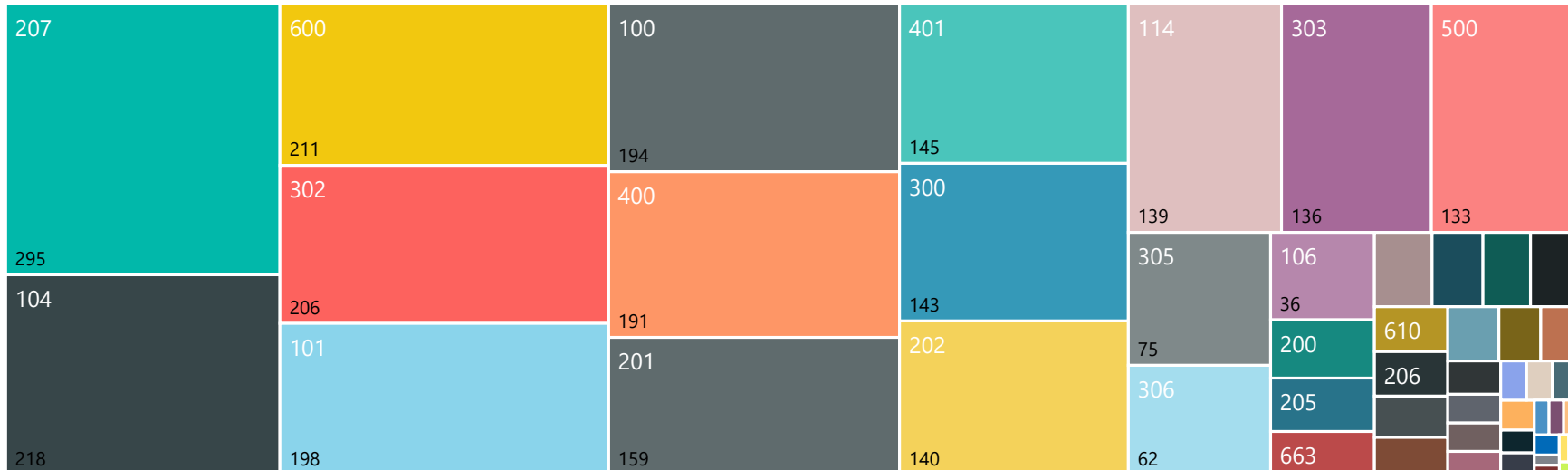
Inspections

Month
 Year

Count of PermitNumber by GroupType



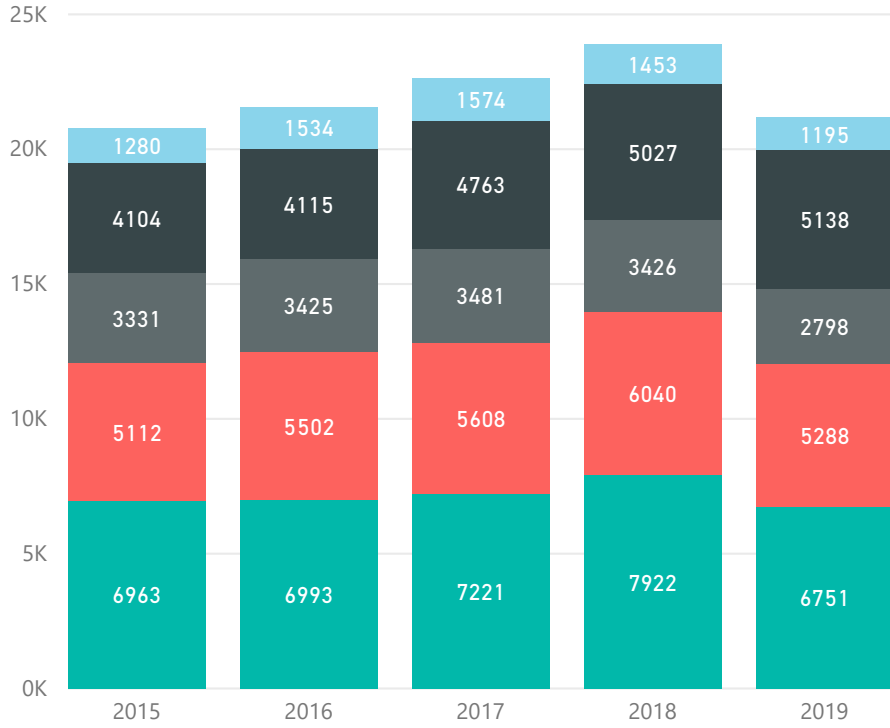
Count of PermitNumber by InspectionCode



InspectionCode	First Inspection Type	Count of PermitNumber
	0001 FAFS (FIRE ONLY)	6
100	0001 FOUNDATION	194
101	0001 FRAMING	198
102	0001 CERTIFICATE OF OCCUPANCY	1
104	0001 BUILDING FINAL	218
105	0001 FOOTING	1
106	0001 INVESTIGATION INSPECTION	36
107	0001 POOL REINFORCING INSPECTI	12
114	0001 INSULATION	139
200	0001 T-POLE	24
201	0001 EL RES. ROUGH-IN	159
202	0001 EL-SERVICE INSPECTION	140
203	0001 EL COMM WALL ROUGH-IN	14
204	0001 EL COMM CEILING ROUGH-IN	14
205	0001 EL COMM ROUGH-IN	22
206	0001 EL PROVISIONAL	13
207	0001 EL FINAL	295
208	0001 EL RECONNECT	11
300	0001 PL COVER	143
301	0001 PL COPPER	3
302	0001 PL ROUGH-IN	206
303	0001 PL CSI & FINAL	136
305	0001 PL GAS ROUGH IN	75
306	0001 PL GAS FINAL	62
400	0001 ML ROUGH -IN	191
401	0001 ML FINAL	145
500	0001 SC DRIVEWAY & SIDEWALK	133
501	0001 SC STREET CUT	3
600	0001 FIRE INSPECTION	211
606	0001 FIRE BEER & WINE INSP	4
608	0001 FIRE DAYCARE OR SIMILAR I	17
609	0002 FIRE DETENTION	1
610	0001 FIRE EXPLOSIVE TRANSPORT	13
611	0001 FIRE FOOD BOOTH INSP	6
618	0001 FIRE HOTEL INSP	5
620	0001 FIRE SPRINKLER HYDRSTATIC	15
624	0001 FIRE ALARM NEW INSTALL IN	4
Total	0001 BUILDING FINAL	2941

Building Inspections by Year by type

GroupType ● BUILDING ● ELECTRICAL ● MECHANICAL ● PLUMBING ● ROW



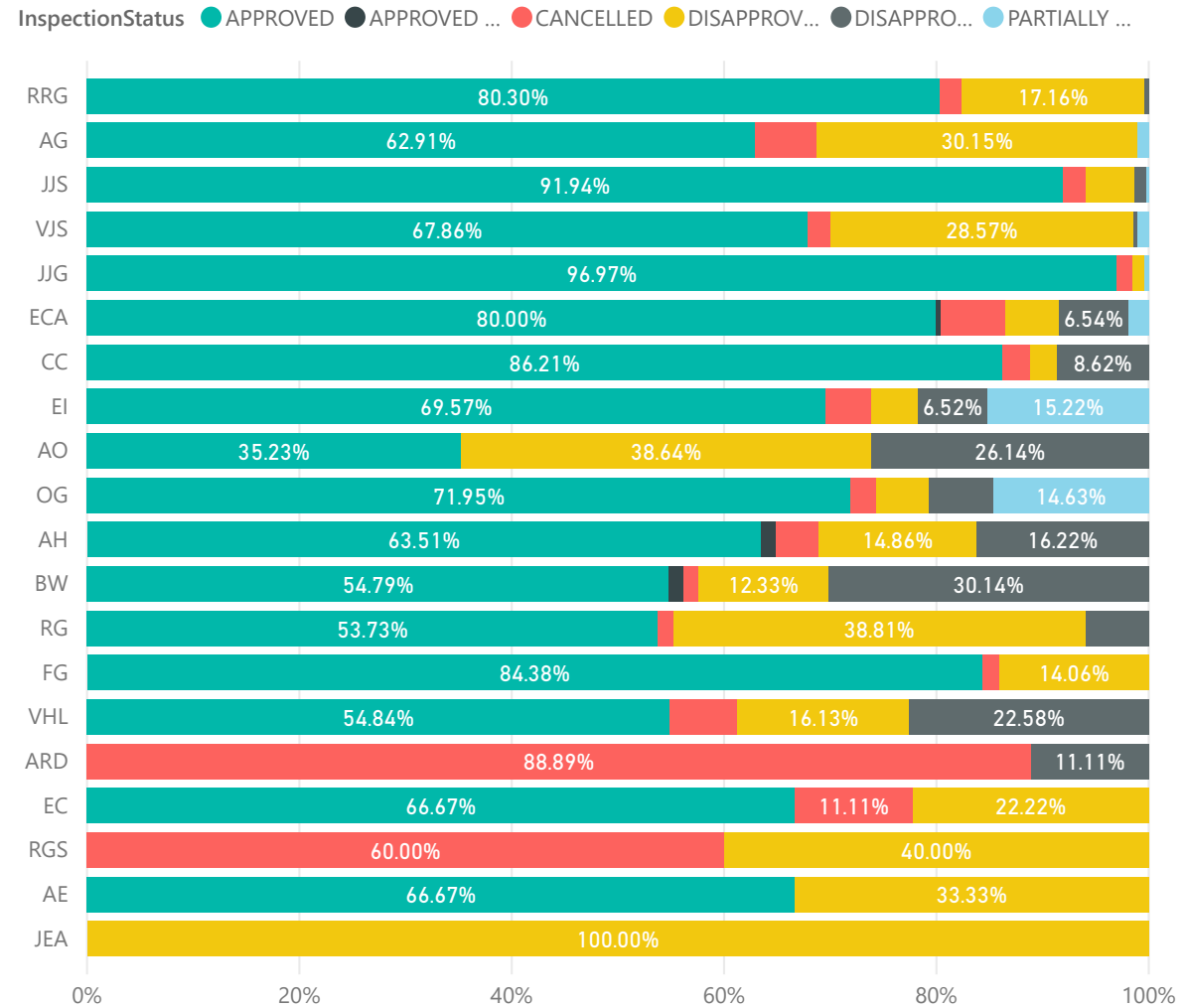
Building Inspections by Month by Year

Month ● 1 ● 2 ● 3 ● 4 ● 5 ● 6 ● 7 ● 8 ● 9 ● 10 ● 11 ● 12



Inspector	APPROVED	APPROVED WITH EXCEPT	CANCELLED	DISAPPROVED	DISAPPROVED WITH PEN	PARTIALLY APPROVED	Total
RRG	379		10	81	2		472
AG	290		27	139		5	461
JJS	342		8	17	4	1	372
VJS	190		6	80	1	3	280
JJG	256		4	3		1	264
ECA	208	1	16	13	17	5	260
CC	200		6	6	20		232
EI	64		4	4	6	14	92
AO	31			34	23		88
OG	59		2	4	5	12	82
AH	47	1	3	11	12		74
BW	40	1	1	9	22		73
RG	36		1	26	4		67
FG	54		1	9			64
VHL	17		2	5	7		31
ARD			8		1		9
EC	6		1	2			9
RGS			3	2			5
AE	2			1			3
JEA				3			3
Total	2221	3	103	449	124	41	2941

Count of PermitNumber by Inspector and InspectionStatus

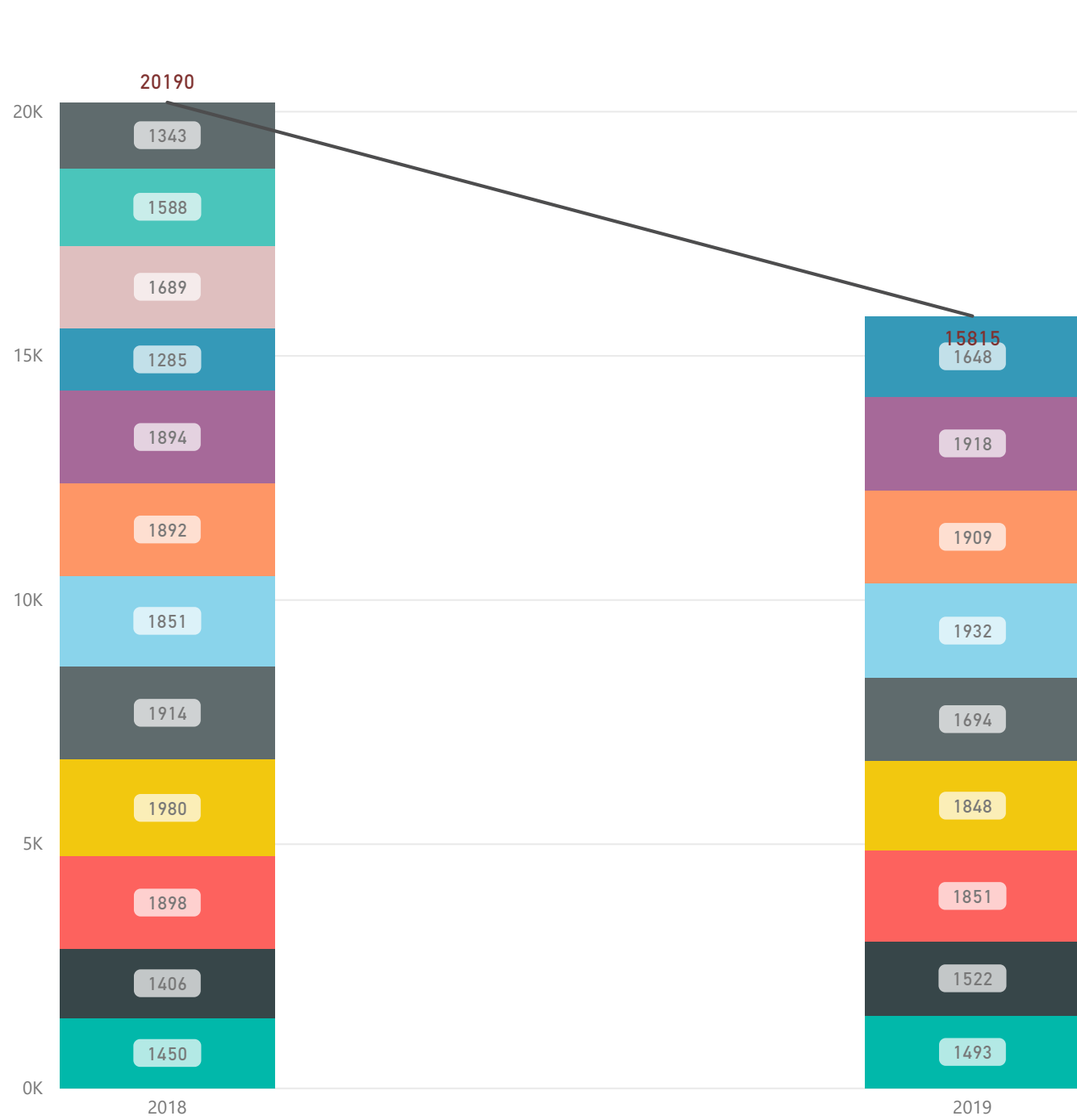


Month

Year

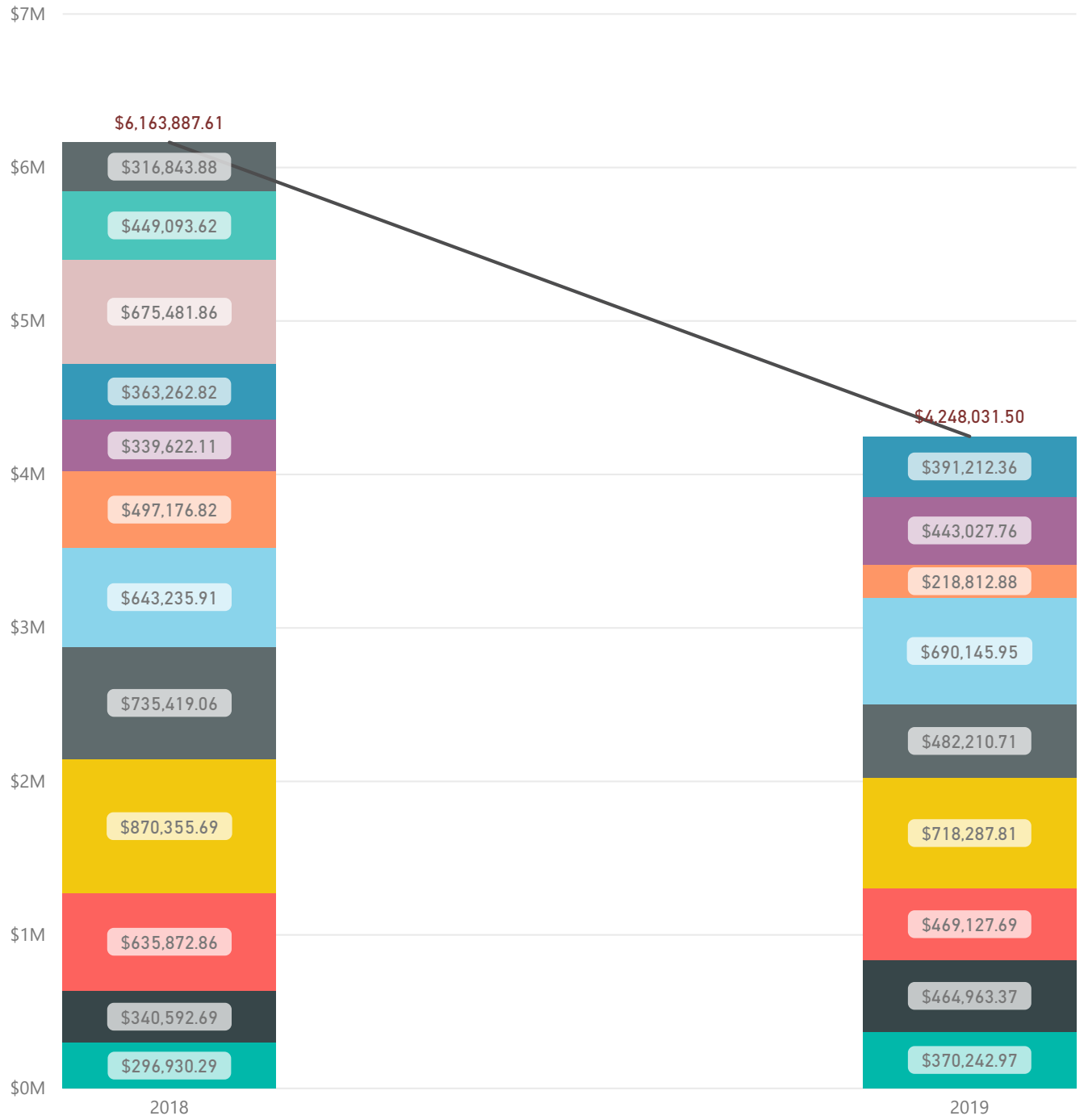
TOTAL PERMITS (COUNT) BY CALENDAR YEAR

issue month 1 2 3 4 5 6 7 8 9 10 11 12 Count of Permit



TOTAL PERMITS (FEES) BY CALENDAR YEAR

issue month 1 2 3 4 5 6 7 8 9 10 11 12 Fee Collected



TOTAL PERMITS (COUNT) BY FISCAL YEAR



TOTAL PERMITS (FEES) BY FISCAL YEAR

