

October 2019

2019 Monthly Permit Reports
Building Development Services
Department
1120 San Bernardo Ave
Laredo, Texas 78040
956.794.1625
Acting Director: Arturo Garcia



Building Permits (New Construction)

CalendarYear issue month

HOUSEKEEPING BUILDING

Type	Permit Description	Permits	Fee Collected	Valuation
101	SINGLE FAMILY DETACHED	188	\$92,219.51	\$21,031,267
103	2 FAMILY BLDG DUPLEX	3	\$1,509.30	\$0
104	3 & 4 FAMILY BLDG MULTI	2	\$3,630.00	\$1,100,000
105	5 OR MORE FAMILY BLDG	3	\$7,395.00	\$3,000,000
107	INSTALLATION PERMIT	6	\$300.00	\$0
Total		202	\$105,053.81	\$25,131,267

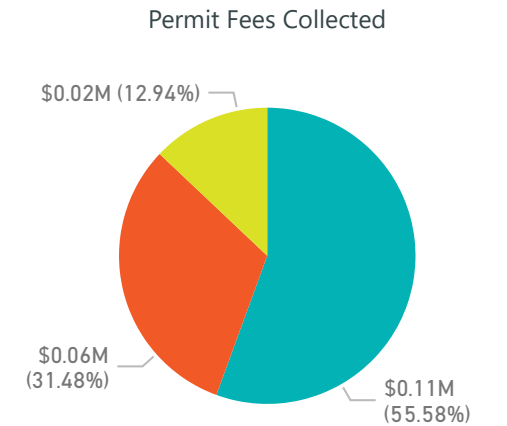
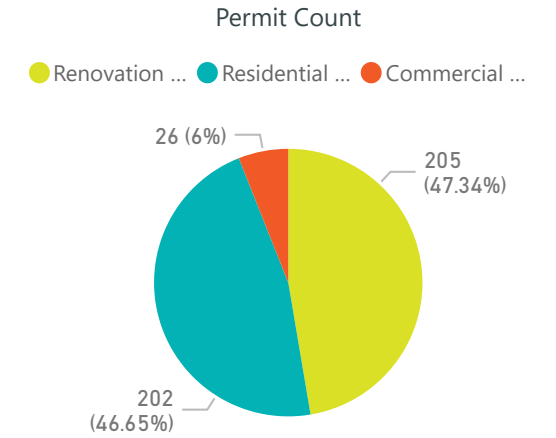
*101 Permits have a large increase because of the reissuance of permits with new fee structure approve by ordinance. This will also temporarily affect valuations.

ADDITIONS, ALTERNATIONS & CONVERSION

Type	Permit Description	Permits	Fee Collected	Valuation
434	RES ATTACHED ADDITION	32	\$3,496.00	\$333,470
434P	*PENALTY - RES PORCH, CARPORT & ADDITION	3	\$448.00	\$0
435	BLOCK FENCE	48	\$3,964.00	\$295,914
435P	*PENALTY - BLOCK FENCE-REMODEL-REROOF	2	\$128.00	\$0
436	RES REROOF	41	\$3,444.00	\$203,021
437	NON RESD & NON HOUSE KEEPING	25	\$7,392.50	\$1,342,818
438	RES DETACHED ADDITION	9	\$905.50	\$78,956
438P	*PENALTY - ADDS RES STORAGE, & PALAP	1	\$128.00	\$0
439	SWIMMING POOL - RESIDENTIAL	8	\$832.00	\$158,000
440	RES REMODEL 0 -1000 SQFT	21	\$2,176.00	\$212,485
440P	*PENALTY - RES REMODEL 0 - 1000 SQFT	1	\$128.00	\$0
441	RES REMODEL 1001 - 2000 sqft	10	\$999.00	\$269,979
442	RES REMODEL 2001 + sqft	4	\$413.99	\$485,217
Total		205	\$24,454.99	\$3,379,860

NEW NON-RESIDENTIAL BUILDING

Type	Permit Description	Permits	Fee Collected	Valuation
318	AMUSEMENT,RECEPTION, RECREATIO	2	\$810.00	\$726,117
320	INDUSTRIAL / WAREHOUSE	4	\$12,489.00	\$7,428,234
324	OFFICES, BANKS	4	\$1,235.50	\$179,170
326	SCHOOLS & OTHER EDUCATIONAL	2	\$32,349.00	\$37,132,000
327	STORES & RETAIL	6	\$5,554.65	\$1,722,500
327P	*PENALTY - STORES & RETAIL	1	\$172.00	\$0
330	COMMERCIAL-SHELL ONLY	4	\$5,398.00	\$3,425,701
331	RESTAURANT	3	\$1,501.50	\$280,000
Total		26	\$59,509.65	\$50,893,722



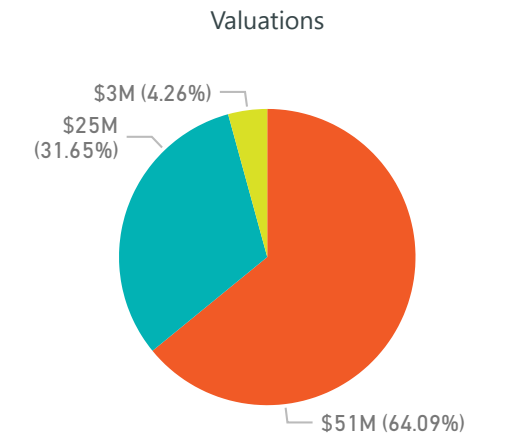
BUILDING PERMITS (BY MONTH)

Month	CalendarYear	Count of Permit	Fee Collected	ValueNum
October	2017	476	\$82,846.88	\$22,156,449
October	2018	445	\$106,159.00	\$25,129,364
October	2019	433	\$189,018.45	\$79,404,849

BUILDING PERMITS (YEAR TO DATE)

CalendarYear	Count of Permit	Fee Collected	ValueNum
2017	5225	\$1,178,894.63	\$356,174,777
2018	4707	\$1,142,335.47	\$321,418,505
2019	3966	\$1,053,100.74	\$410,061,347

issue month



BUILDING PERMIT (NEW CONSTRUCTION) - CHARTS - PERMITS, FEES, VALUATION

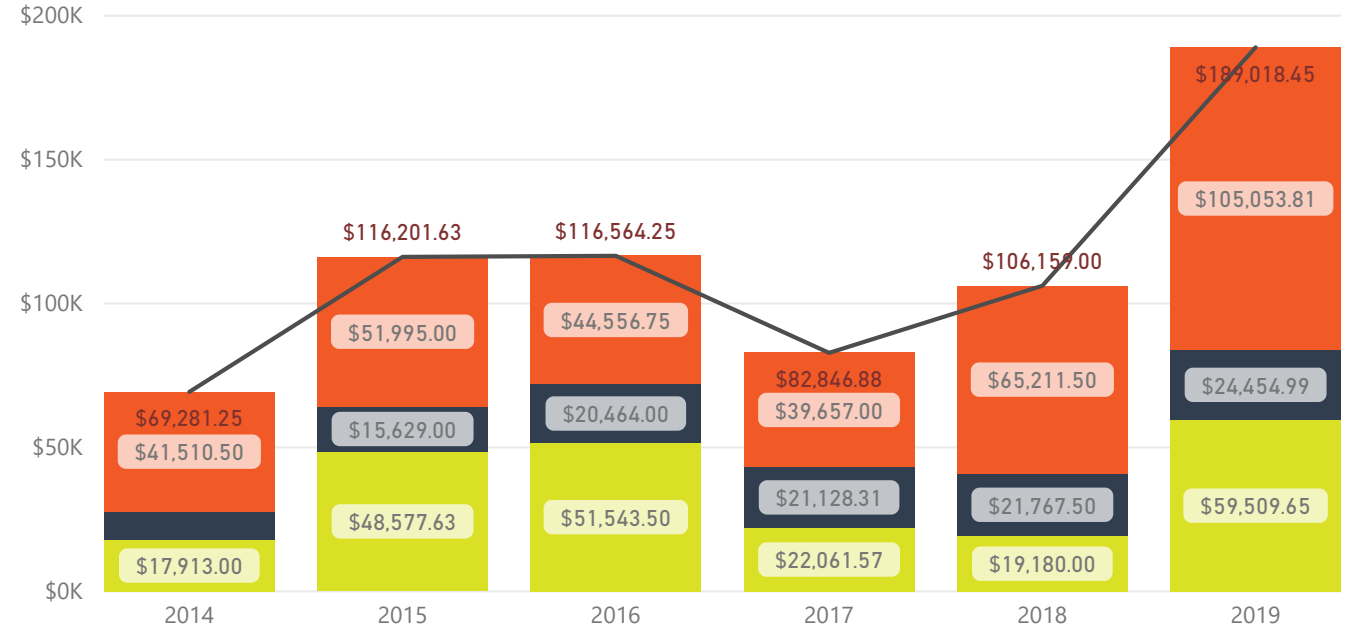
issue month

10

Permit-Type	Average of Fee Collected	Average of Valuation
Commercial Construction	\$2,288.83	\$1,957,450.85
Renovation & Additions	\$119.29	\$16,487.12
Residential Construction	\$520.07	\$124,412.21
Total	\$436.53	\$183,383.02

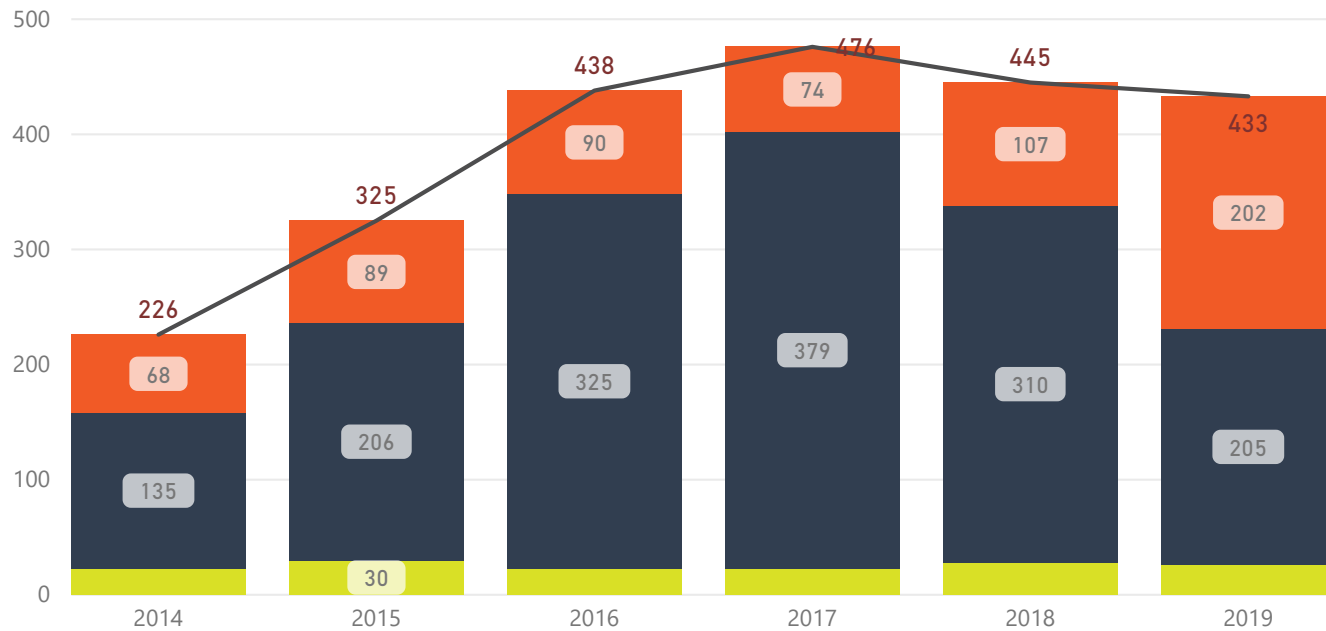
NEW BUILDING PERMIT FEES

Permit-Type ● Commercial Construction ● Renovation & Additions ● Residential Construction ● Fee Collected



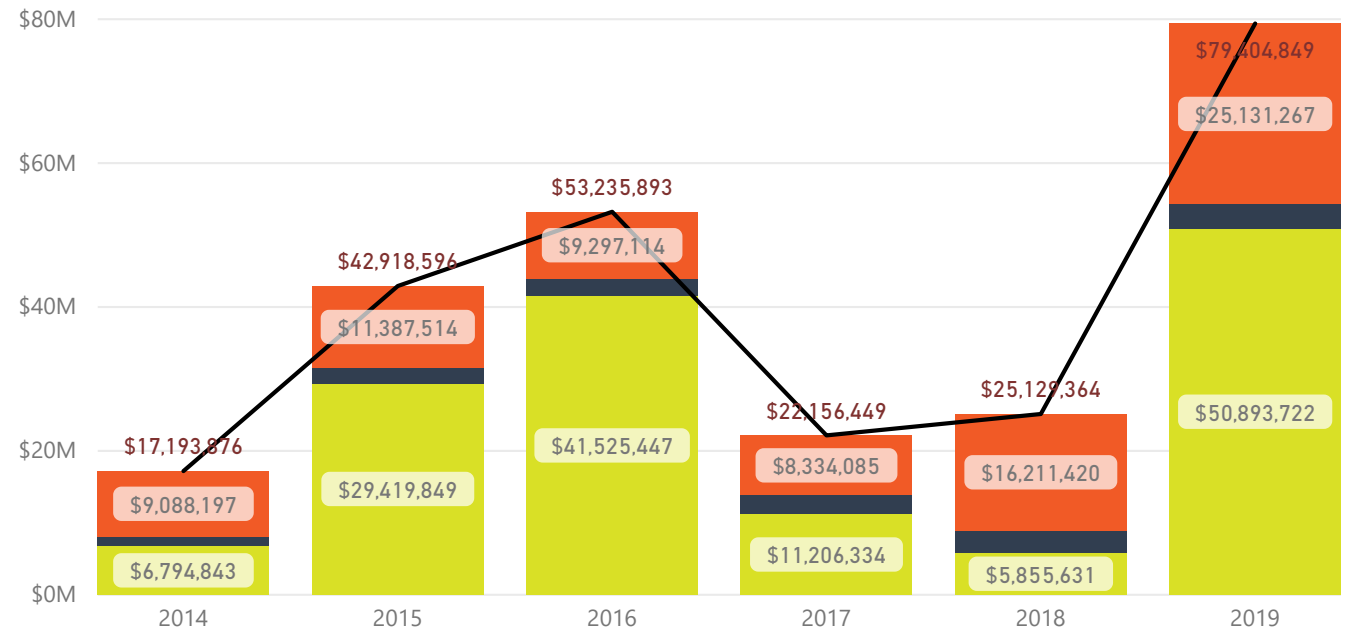
NEW BUILDING PERMITS

Permit-Type ● Commercial Construction ● Renovation & Additions ● Residential Construction ● Count of Permit



NEW BUILDING VALUATIONS

Permit-Type ● Commercial Construction ● Renovation & Additions ● Residential Construction ● Valuation



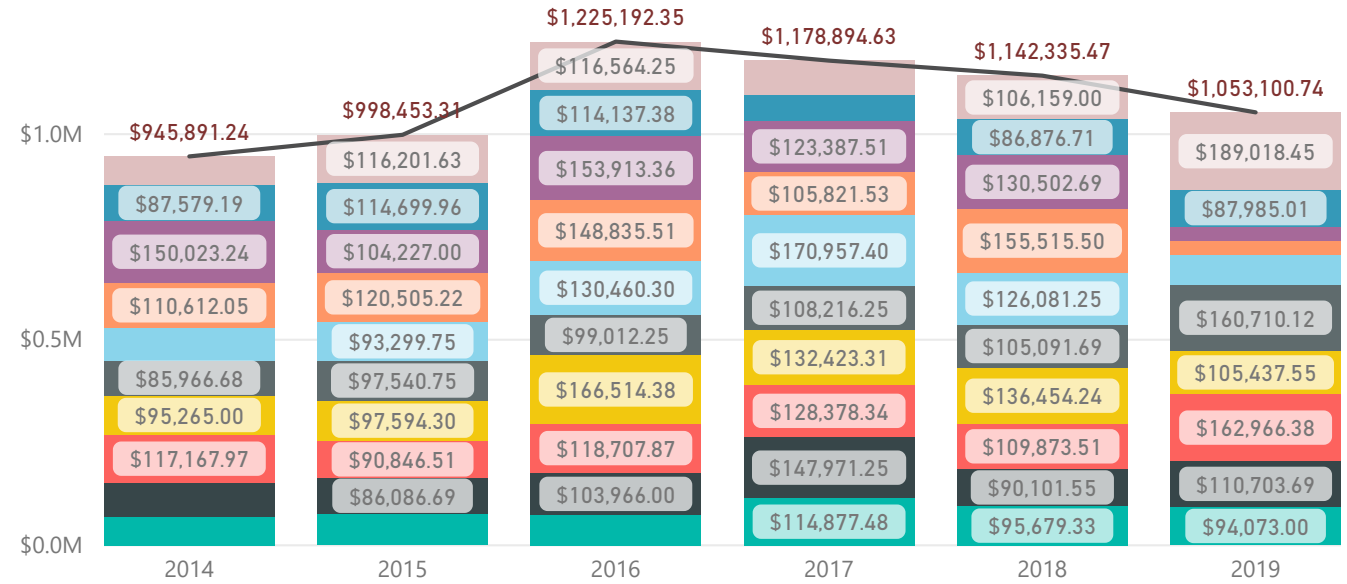
BUILDING PERMIT (NEW CONSTRUCTION) - CHARTS - PERMITS, FEES, VALUATION - YEAR TO DATE

1 10

Permit-Type	Average of Fee Collected	Average of Valuation
Commercial Construction	\$1,455.80	\$957,231.20
Renovation & Additions	\$68.51	\$13,908.57
Residential Construction	\$394.03	\$110,654.63
Total	\$265.53	\$103,394.19

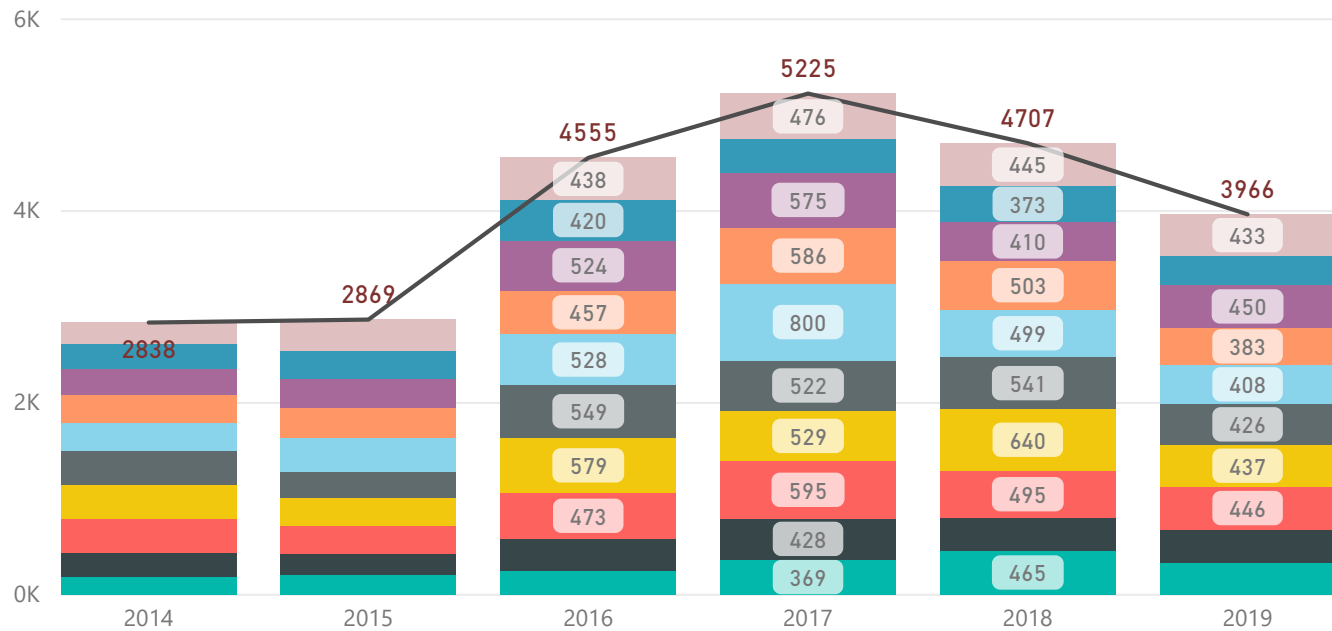
NEW BUILDING PERMIT FEES

issue month 1 2 3 4 5 6 7 8 9 10 Fee Collected



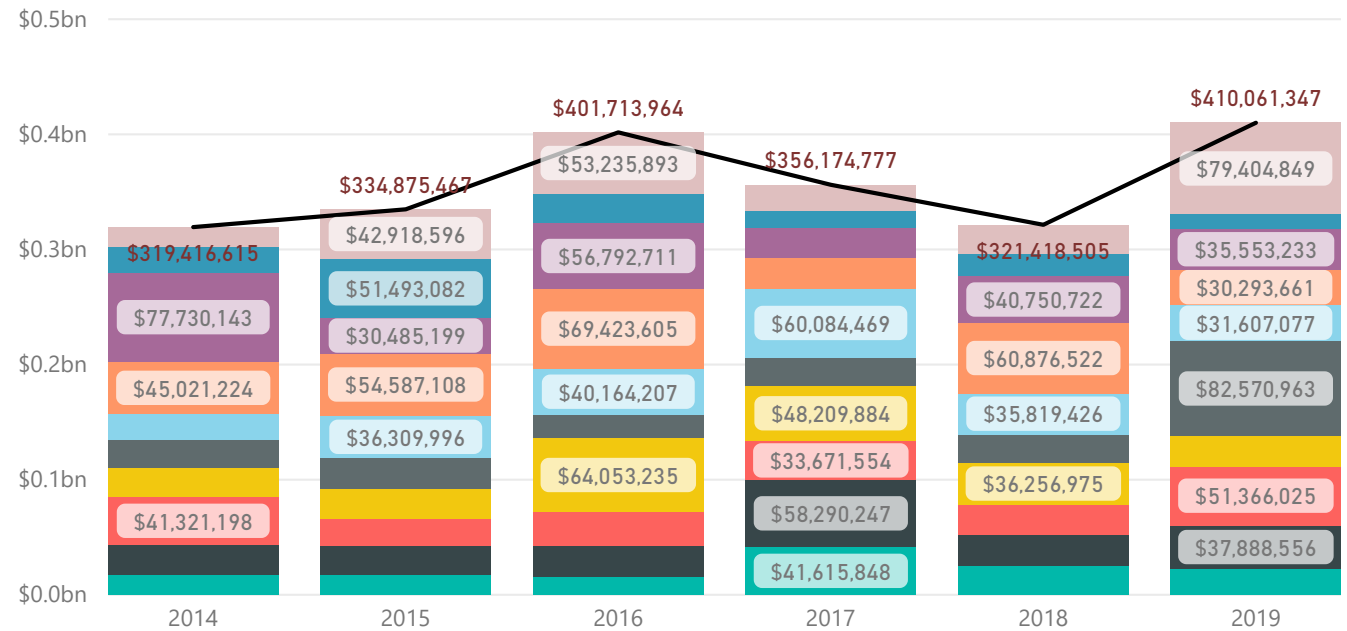
NEW BUILDING PERMITS

issue month 1 2 3 4 5 6 7 8 9 10 Count of Permit



NEW BUILDING VALUATIONS

issue month 1 2 3 4 5 6 7 8 9 10 Valuation



Professional Permits

CalendarYear issue month

RIGHT-OF-WAY (ROW)

Type	Permit Description	Permits	Fee Collected
500	RES DRIVEWAY & SIDEWALK	129	\$6,400.00
501	COMM DRIVEWAY & SIDEWALK	10	\$2,250.00
502	RES IRRIGATION ROW	61	\$3,050.00
503	COMM IRRIGATION ROW	4	\$1,000.00
511	STREET CUT R.O.W. ENG	74	\$2,100.00
511B	STREET CUT R.O.W. BLDG	12	\$3,150.00
Total		290	\$17,950.00

DEMOLITIONS

Type	Permit Description	Permits	Fee Collected
645	DEMO SINGLE FAM ATCH/DETACH	15	\$750.00
649	DEMO COMMERCIAL BLDG	3	\$150.00
Total		18	\$900.00

ELECTRICAL

Type	Permit Description	Permits	Fee Collected
700	EL-TEMPORARY	9	\$488.00
701	EL-RESIDENTIAL	263	\$28,218.00
702	EL-COMMERCIAL	61	\$6,015.00
703	EL-RECON/RELOCATE	11	\$325.00
704	EL-SERVICE INSPECTION	1	\$55.00
705	EL-METER UPGRADE	5	\$309.00
Total		350	\$35,410.00

PLUMBING

Type	Permit Description	Permits	Fee Collected
800	PL-RESIDENTIAL	162	\$22,556.00
801	PL-COMMERCIAL	60	\$6,407.00
802	PL-NATURAL GAS	1	\$56.00
803	PL-MEDICAL GAS	1	\$56.00
804	PL-IRRIGATION RESIDENTIAL	79	\$4,987.00
805	PL-IRRIGATION COMMERCIAL	4	\$1,137.00
Total		307	\$35,199.00

MECHANICAL

Type	Permit Description	Permits	Fee Collected
900	ML-RESIDENTIAL	177	\$20,160.00
901	ML-COMMERCIAL	9	\$1,496.00
902	ML-CHANGE OUT	5	\$2,216.00
Total		191	\$23,872.00

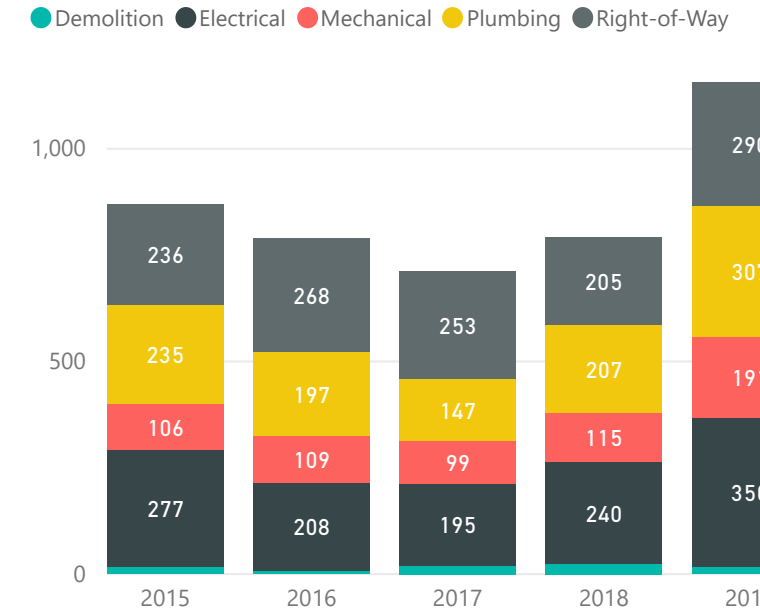
PROFESSIONAL PERMITS (BY MONTH)

Month	CalendarYear	Count of Permit	Fee Collected
October	2017	713	\$79,233.50
October	2018	791	\$83,311.50
October	2019	1156	\$113,331.00

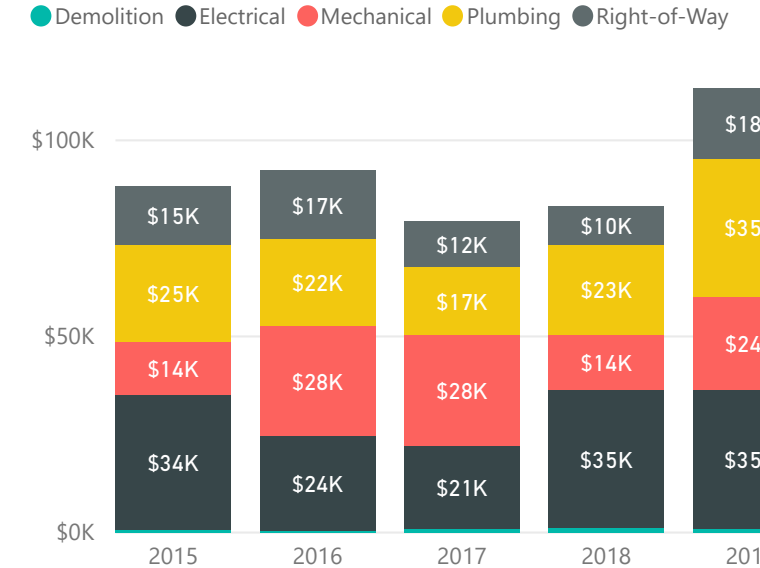
PROFESSIONAL PERMITS (YEAR TO DATE)

CalendarYear	Count of Permit	Fee Collected
2017	8290	\$893,050.88
2018	8069	\$817,289.00
2019	9509	\$955,531.85

Professional Permits by Year for this Month



Professional Permit Fees Collected by Year for this Month



issue ...



Other Permits & Totals

CalendarYear issue month

VENDOR

Type	Permit Description	Permits	Fee Collected
970	VNDR 6WK PERMIT/ OWN PROPERTY	7	\$700.00
977	VNDR SEA PERMIT/ ALL SAINTS DA	9	\$450.00
999	VNDR SEA PERMIT/ RELOC/RENEW	6	\$90.00
Total		22	\$1,240.00

OTHER

Type	Permit Description	Permits	Fee Collected
321	PRKNG/PAVING	1	\$231.00
328	SIGN PERMIT	45	\$3,546.32
328P	*PENALTY - SIGN PERMIT	1	\$217.10
332	TOWER PERMIT	8	\$769.50
910	BP CO INSPECTION	1	\$50.00
915	NEW BUSINESS	47	\$2,350.00
920	NEIGHBORHOOD ENPOWERMENT ZNE R	3	\$100.00
921	NEIGHBORHOOD ENPOWERMENT ZNE C	2	\$0.00
960	AMUSEMENT PERMIT	7	\$410,550.00
985	GARAGE SALE PERMIT	311	\$5,041.00
BCOM	BUILDING COMPLAINT	38	\$0.00
Total		464	\$422,854.92

OTHER PERMITS (BY MONTH)

Month	CalendarYear	Count of Permit	Fee Collected
October	2017	510	\$641,633.96
October	2018	453	\$486,011.36
October	2019	486	\$424,094.92

OTHER PERMITS (YEAR TO DATE)

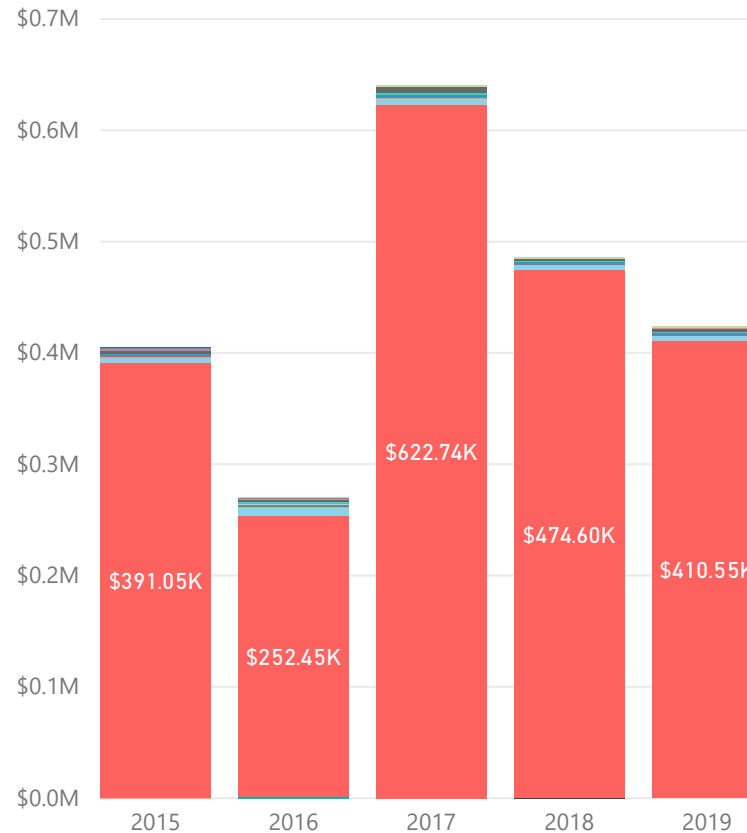
CalendarYear	Count of Permit	Fee Collected	ValueNum
2017	5109	\$3,181,920.68	\$7,195,049
2018	4483	\$3,438,325.64	\$12,141,286
2019	4415	\$2,965,843.28	\$9,223,473

issue ...

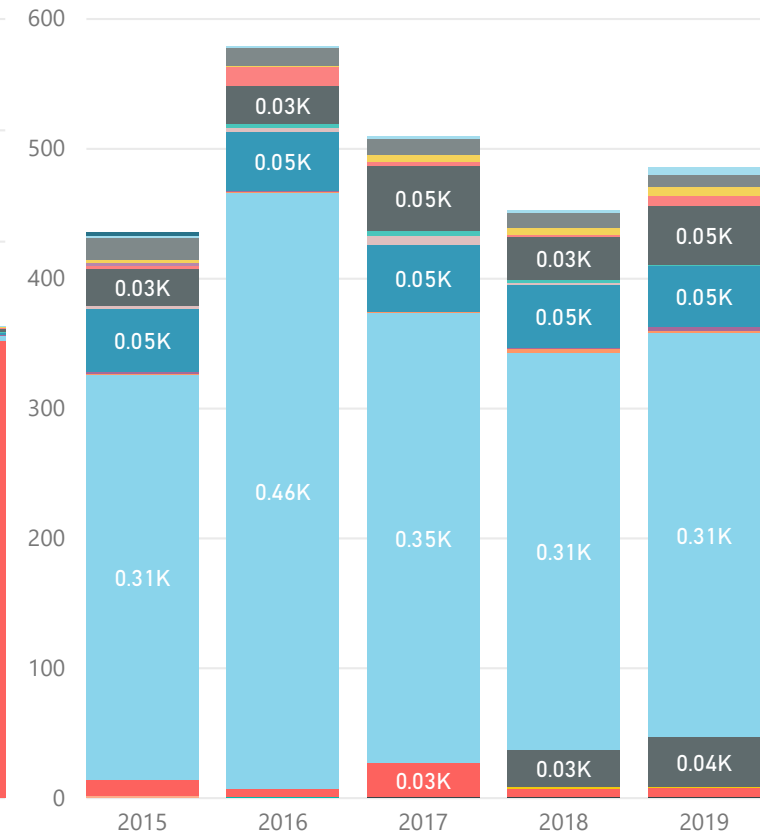


Other Permit Fees for Month

- *PENALTY - PORTABLE BUIL...
- *PENALTY - PRKNG/PAVING
- *PENALTY - SIGN PERMIT
- AMUSEMENT PERMIT
- BP CO INSPECTION
- BUILDING COMPLAINT
- GARAGE SALE PERMIT
- NEIGHBORHOOD ENPOWERM...
- NEIGHBORHOOD ENPOWERM...
- NEW BUSINESS
- PORTABLE BUILDING
- PRKNG/PAVING
- SIGN PERMIT
- TOWER PERMIT
- VNDR 6WK PERMIT/ OTHER P...
- VNDR 6WK PERMIT/ OWN PR...



Other Permit Count for Month



TOTAL PERMIT CHARTS - PERMITS, FEES, VALUATION - MONTH

issue month

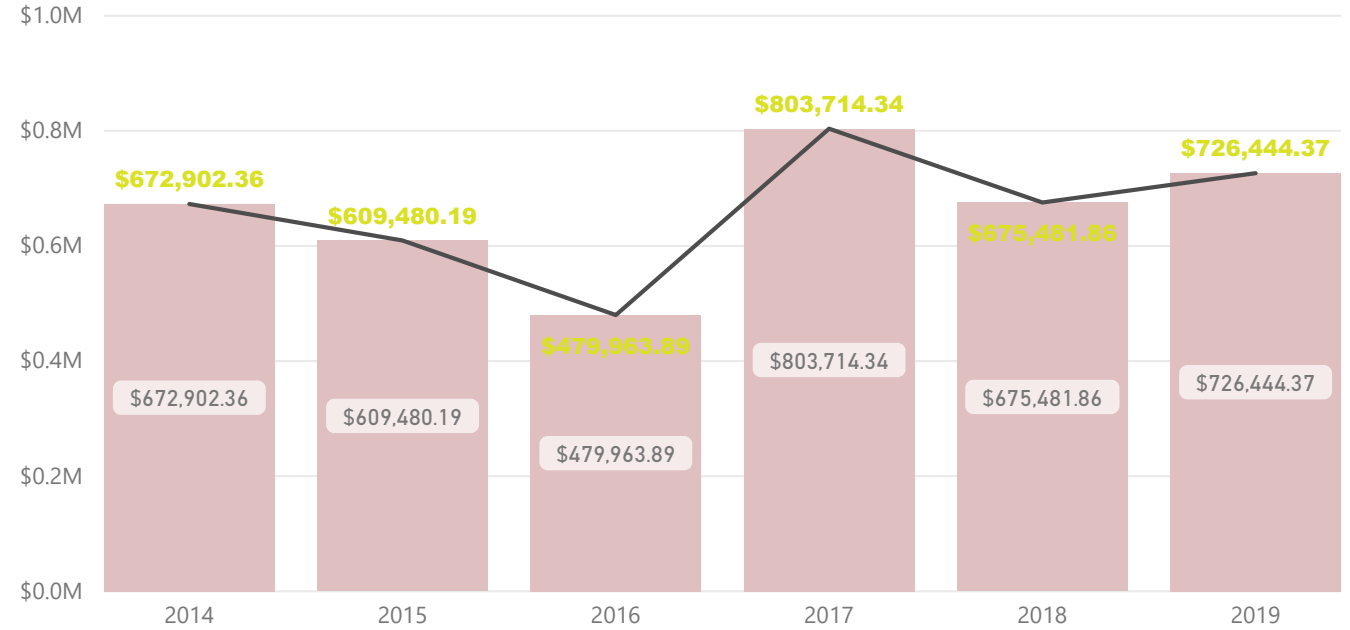
10

TOTAL PERMITS (BY MONTH)

Month	Calendar Year	Permits	Fees Collected	Valuation
October	2017	1699	\$803,714.34	\$22,786,716
October	2018	1689	\$675,481.86	\$25,588,276
October	2019	2075	\$726,444.37	\$79,521,999

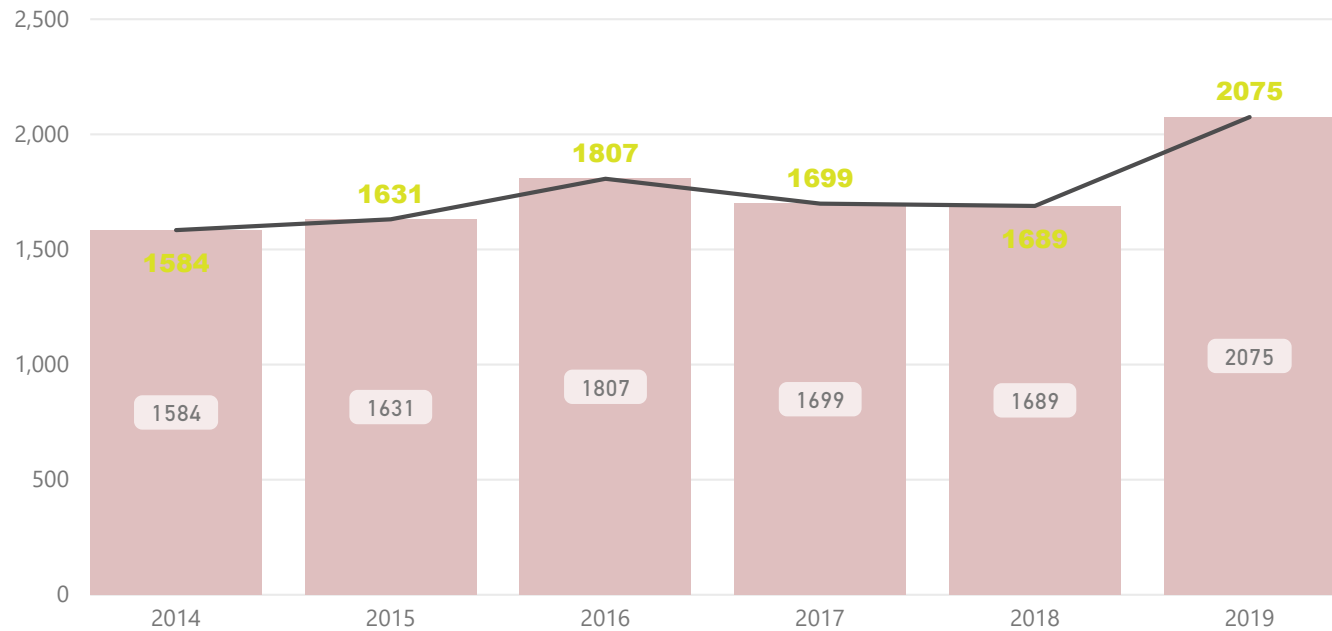
TOTAL PERMIT FEES

issue month ● 10 ● Fee Collected



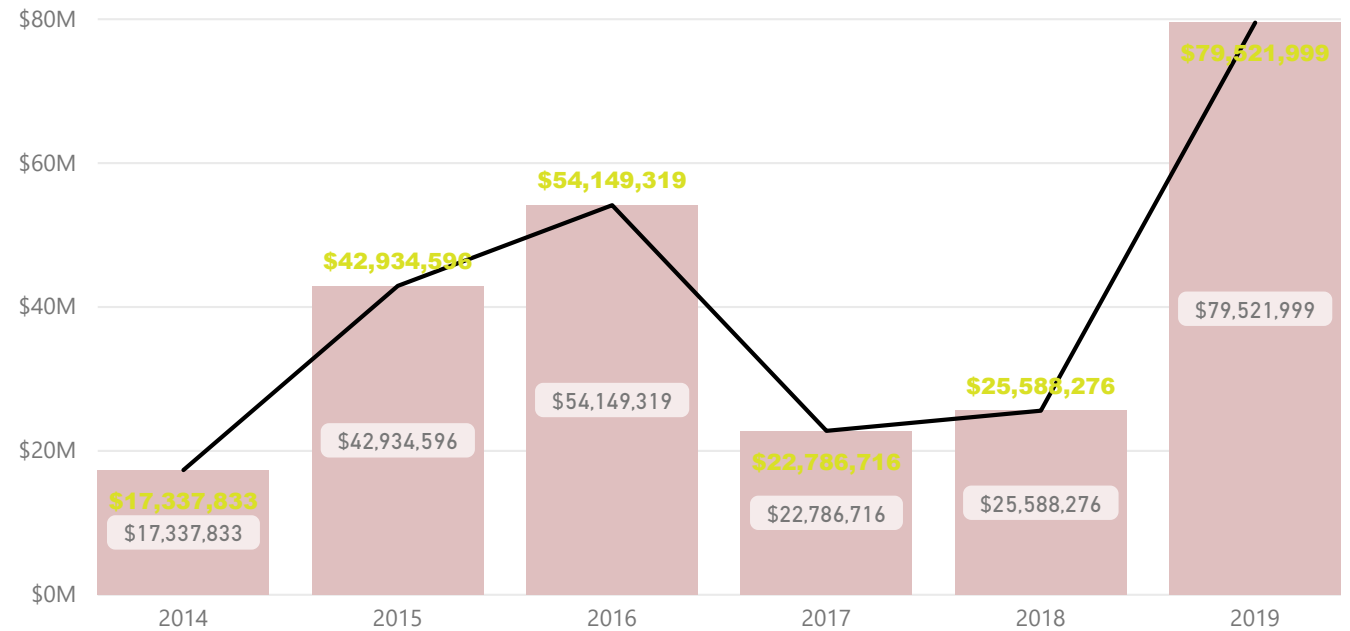
TOTAL PERMITS

issue month ● 10 ● Count of Permit



TOTAL VALUATIONS

issue month ● 10 ● Valuation



TOTAL PERMIT CHARTS - PERMITS, FEES, VALUATION - YEAR TO DATE

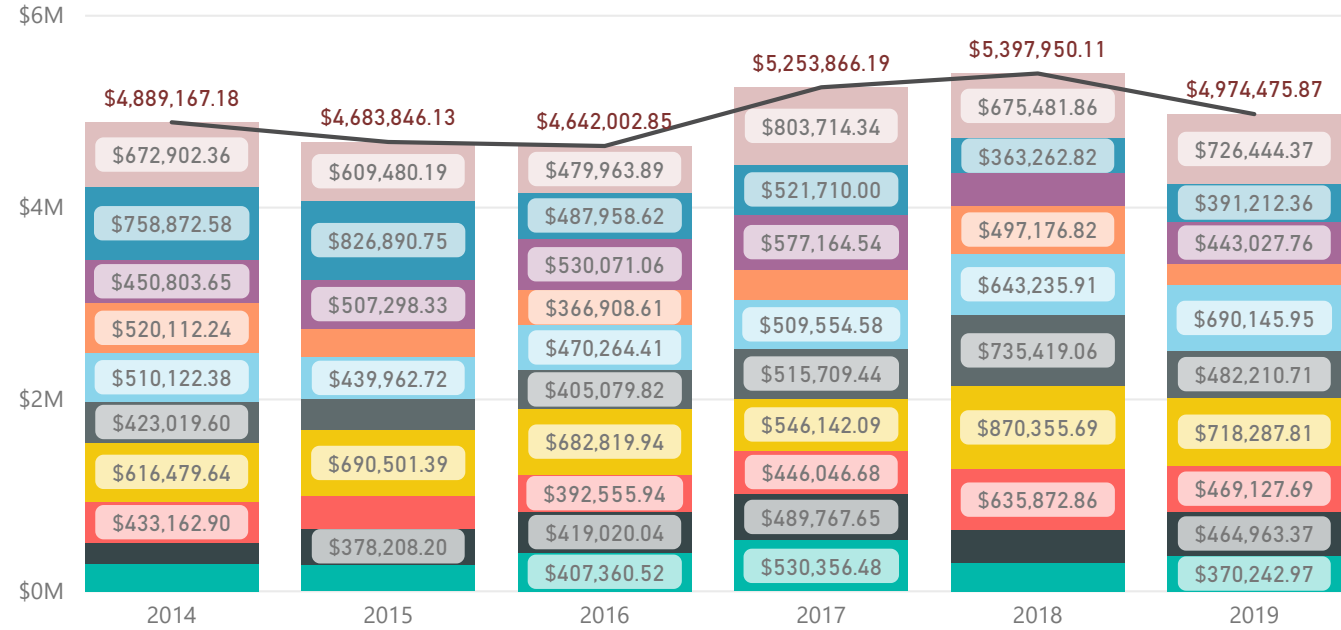
1 10

TOTAL PERMITS (YEAR TO DATE)

Calendar Year	Permits	Fees Collected	Valuation
2017	18624	\$5,253,866.19	\$363,369,826
2018	17259	\$5,397,950.11	\$333,559,791
2019	17890	\$4,974,475.87	\$419,284,820

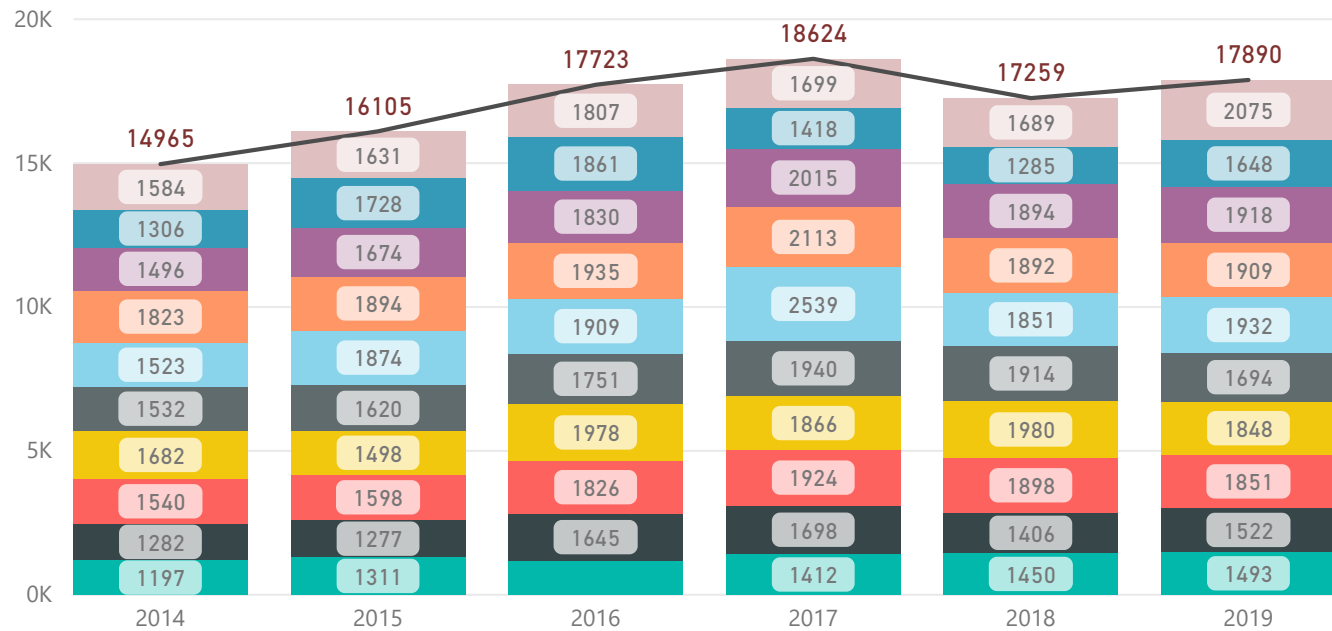
TOTAL PERMIT FEES

issue month 1 2 3 4 5 6 7 8 9 10 Fee Collected



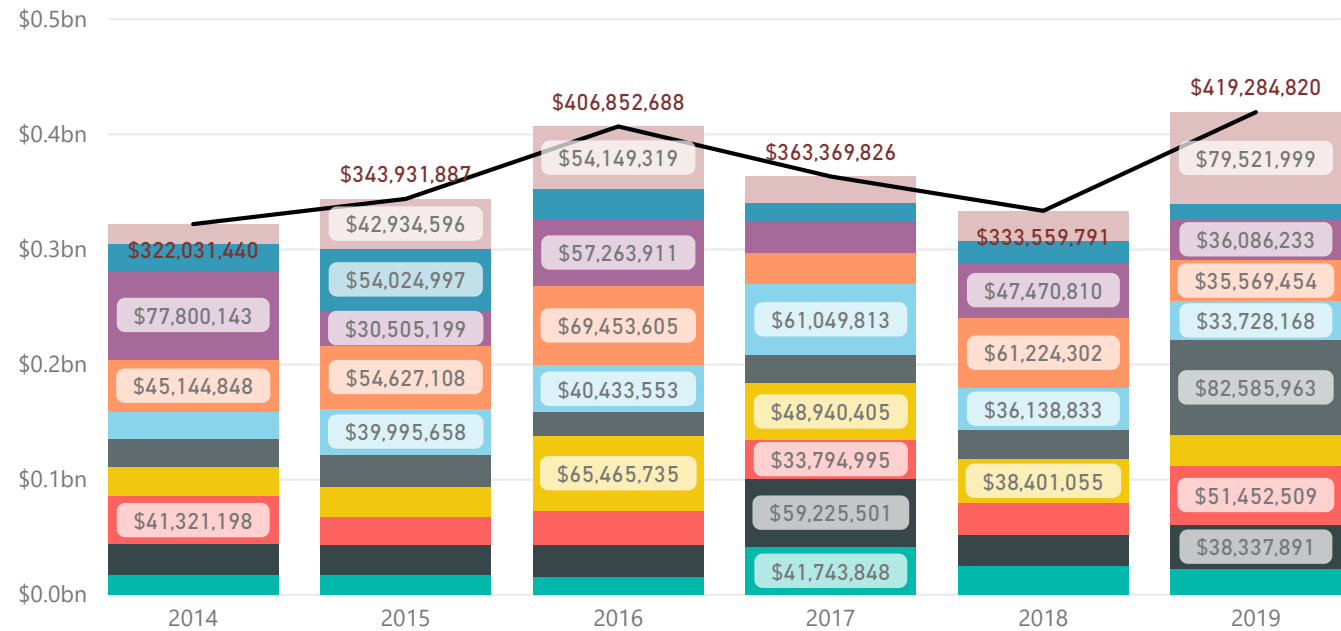
TOTAL PERMITS

issue month 1 2 3 4 5 6 7 8 9 10 Count of Permit



TOTAL VALUATIONS

issue month 1 2 3 4 5 6 7 8 9 10 Valuation



Top Projects (Valuation over 500K)

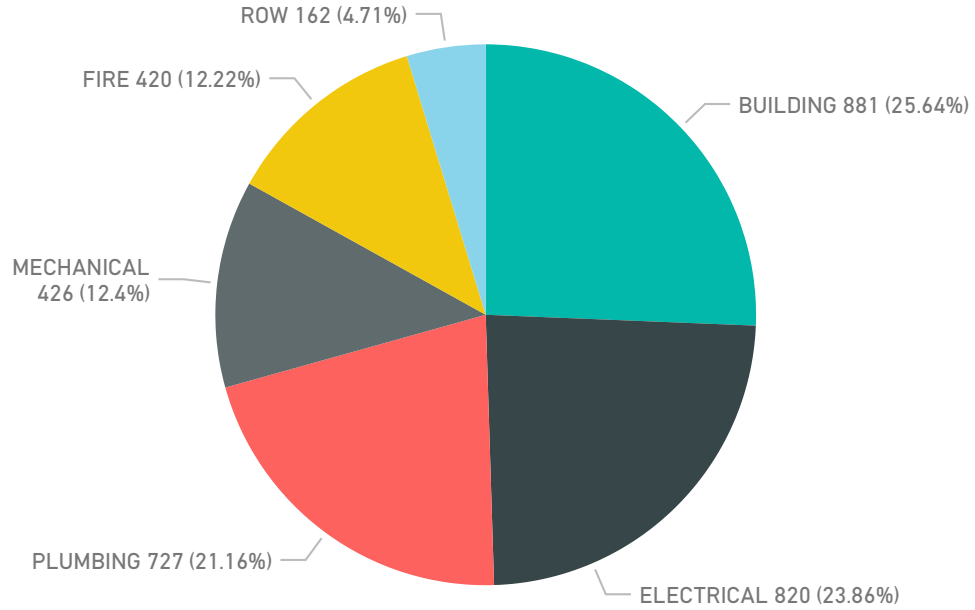
CalendarYear issue month

ValueNum	Permit	Permit Description	issue date	AppAddress	NameOwner	NameContractor	NameSubcontractor
\$19,365,000	19-00009564	SCHOOLS & OTHER EDUCATIONAL	10/25/2019	2400 SAN BERNARDO AVE	LAREDO INDEPENDENT SCHOOLDIST	LEYENDECKER CONSTRUCTION	LEYENDECKER CONSTRUCTION
\$17,767,000	19-00009565	SCHOOLS & OTHER EDUCATIONAL	10/25/2019	2400 SAN BERNARDO AVE	LAREDO INDEPENDENT SCHOOLDIST	LEYENDECKER CONSTRUCTION	LEYENDECKER CONSTRUCTION
\$4,423,338	19-00010793	INDUSTRIAL / WAREHOUSE	10/2/2019	840 HALLMARK DR	GAMAS PROPERTIES LLC	VALLE, JOHN	VALLE, JOHN
\$2,000,000	19-00006842	COMMERCIAL-SHELL ONLY	10/1/2019	2324 JACAMAN RD	FU LONG ENTERPRISES INC	K R K LIMITED	K R K LIMITED
\$1,950,000	19-00011106	INDUSTRIAL / WAREHOUSE	10/24/2019	4019 TRANSFER RD FH		ALCE CONSTRUCTION	ALCE CONSTRUCTION
\$1,050,000	19-00008305	5 OR MORE FAMILY BLDG	10/15/2019	9653 MCPHERSON RD		BLUROCK SERVICES & CONST,LLC	BLUROCK SERVICES & CONST,LLC
\$1,050,000	19-00008308	5 OR MORE FAMILY BLDG	10/15/2019	9653 MCPHERSON RD		BLUROCK SERVICES & CONST,LLC	BLUROCK SERVICES & CONST,LLC
\$1,050,000	19-00010690	STORES & RETAIL	10/4/2019	8218 CASA VERDE RD	CASA VERDE VENTURE	DNL HOMES, LLC	DNL HOMES, LLC
\$917,564	19-00009041	COMMERCIAL-SHELL ONLY	10/1/2019	2324 JACAMAN RD	FU LONG ENTERPRISES INC	K R K LIMITED	K R K LIMITED
\$900,000	19-00010689	5 OR MORE FAMILY BLDG	10/4/2019	8218 CASA VERDE RD	CASA VERDE VENTURE	DNL HOMES, LLC	DNL HOMES, LLC
\$792,696	19-00007151	INDUSTRIAL / WAREHOUSE	10/28/2019	14420 MAQUILA LOOP	TEX CORP DISTRIBUTION CENTER I	VALLE, JOHN	VALLE, JOHN
\$550,000	19-00011258	3 & 4 FAMILY BLDG MULTI	10/14/2019	7608 ROCIO DR FH	PEREZ JOSE JAIME	RAMOS, ELEAZAR	RAMOS, ELEAZAR
\$550,000	19-00011259	3 & 4 FAMILY BLDG MULTI	10/14/2019	7608 ROCIO DR FH	PEREZ JOSE JAIME	RAMOS, ELEAZAR	RAMOS, ELEAZAR
\$536,117	19-00013243	AMUSEMENT,RECEPTION, RECREATIO	10/23/2019	110 WILLOW OAK ST	LOPEZ & SONS INVESTMENTSLLC	QS DESIGN INC	
\$52,901,715							

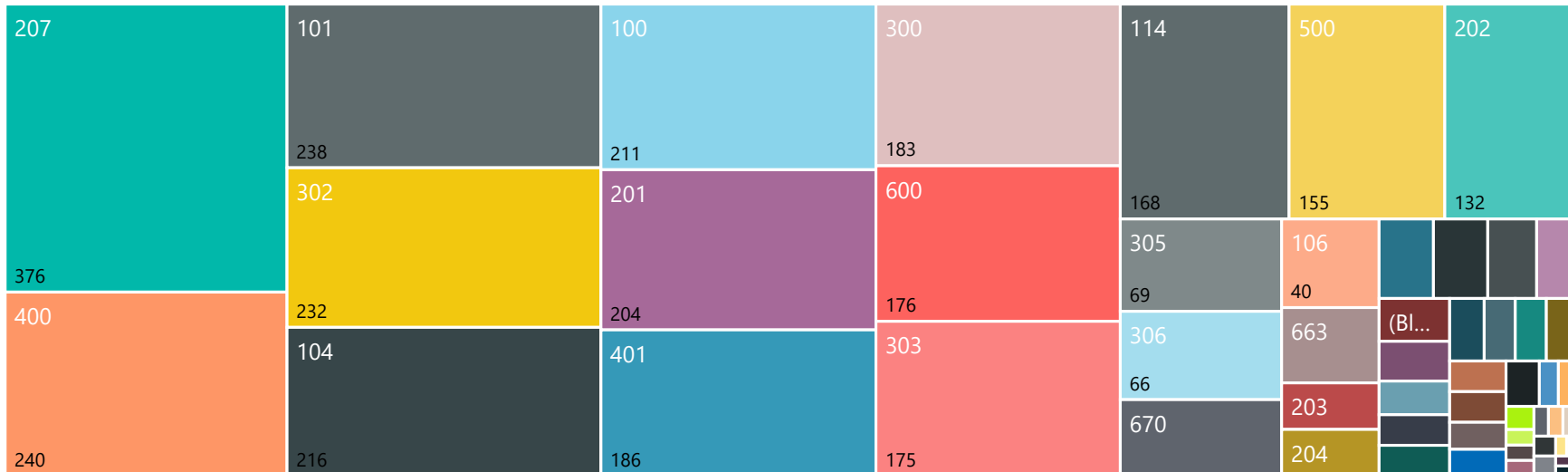
Inspections

Month:
 Year:

Count of PermitNumber by GroupType



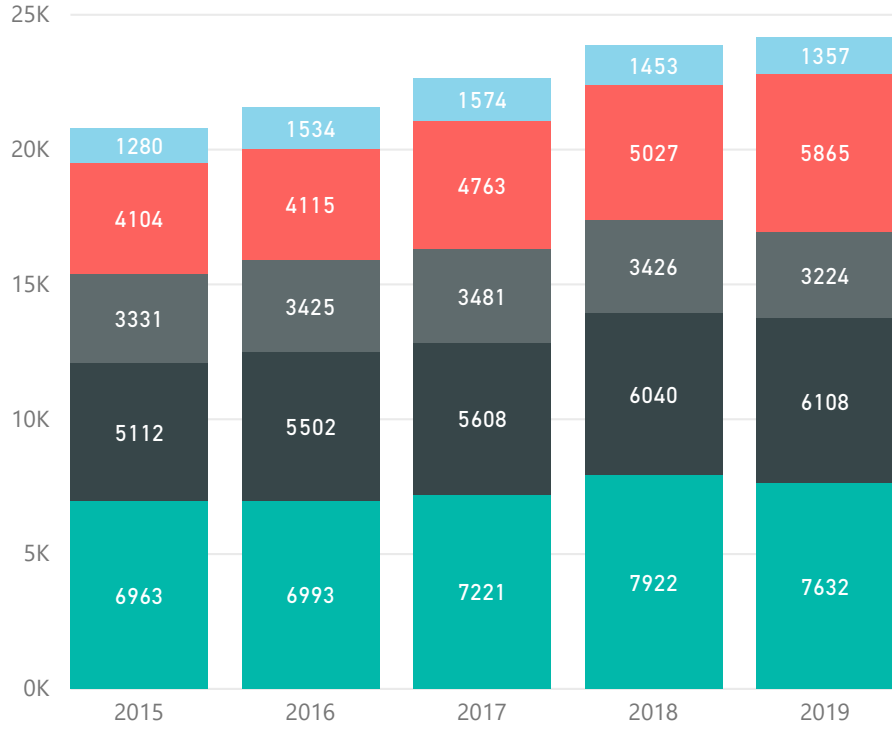
Count of PermitNumber by InspectionCode



InspectionCode	First Inspection Type	Count of PermitNumber
	FAFS (FIRE ONLY)	14
100	FOUNDATION	211
101	FRAMING	238
104	BUILDING FINAL	216
106	INVESTIGATION INSPECTION	40
107	POOL REINFORCING INSPECTI	8
114	INSULATION	168
200	T-POLE	15
201	EL RES. ROUGH-IN	204
202	EL-SERVICE INSPECTION	132
203	EL COMM WALL ROUGH-IN	21
204	EL COMM CEILING ROUGH-IN	21
205	EL COMM ROUGH-IN	20
206	EL PROVISIONAL	18
207	EL FINAL	376
208	EL RECONNECT	13
300	PL COVER	183
301	PL COPPER	2
302	PL ROUGH-IN	232
303	PL CSI & FINAL	175
305	PL GAS ROUGH IN	69
306	PL GAS FINAL	66
400	ML ROUGH -IN	240
401	ML FINAL	186
500	SC DRIVEWAY & SIDEWALK	155
501	SC STREET CUT	7
600	FIRE INSPECTION	176
606	FIRE BEER & WINE INSP	9
608	FIRE DAYCARE OR SIMILAR I	9
609	FIRE DETENTION	2
610	FIRE EXPLOSIVE TRANSPORT	11
611	FIRE FOOD BOOTH INSP	9
613	FIRE FUEL LN PRESSURE TES	4
614	FIRE ALARM MODIFICATION I	2
615	FIRE FUEL PUMP FIRE INSP	2
617	FIRE WORKS DISPLAY OUTDOO	2
618	FIRE HOTEL INSP	2
Total	BUILDING FINAL	3436

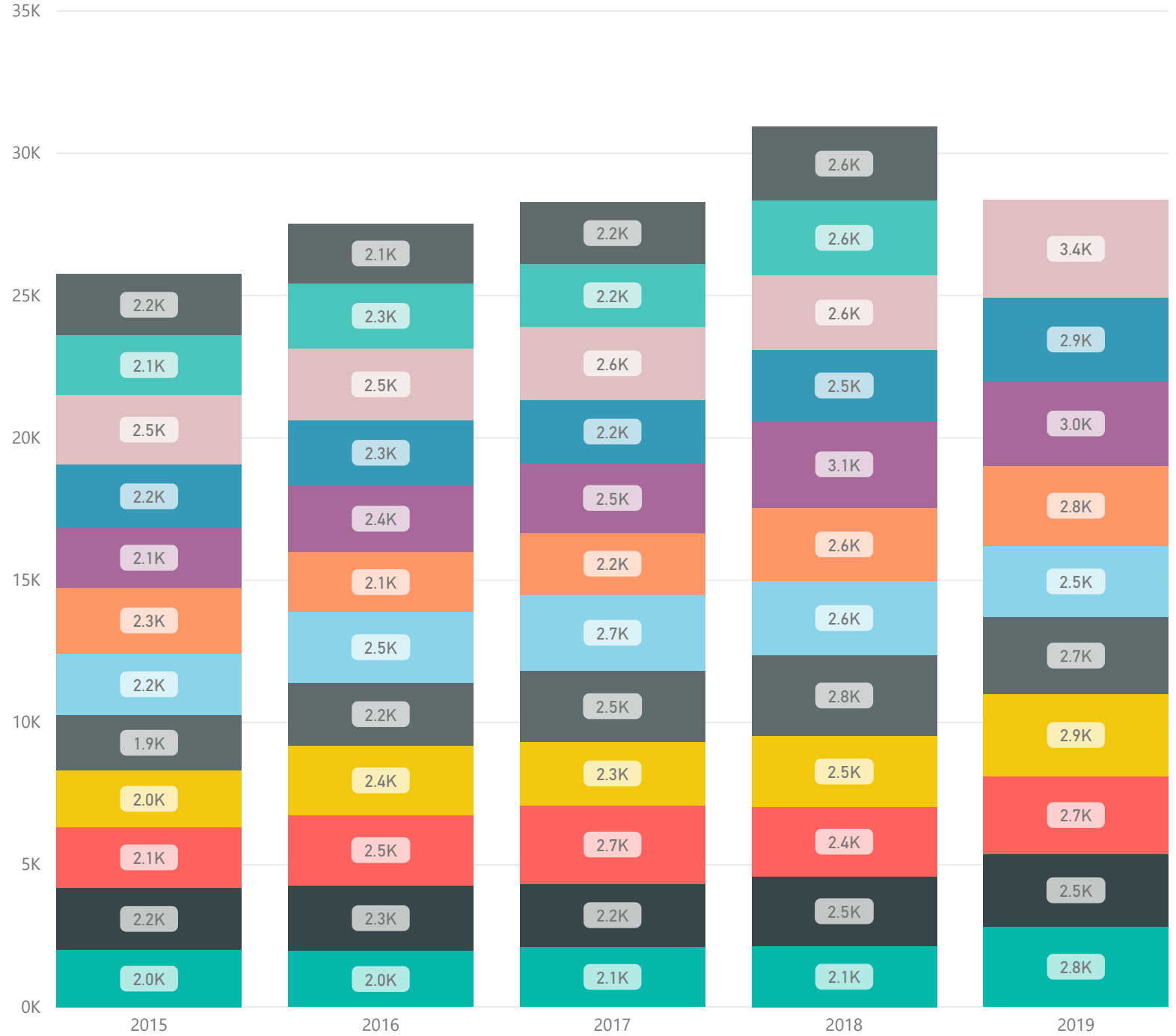
Building Inspections by Year by type

GroupType ● BUILDING ● ELECTRICAL ● MECHANICAL ● PLUMBING ● ROW



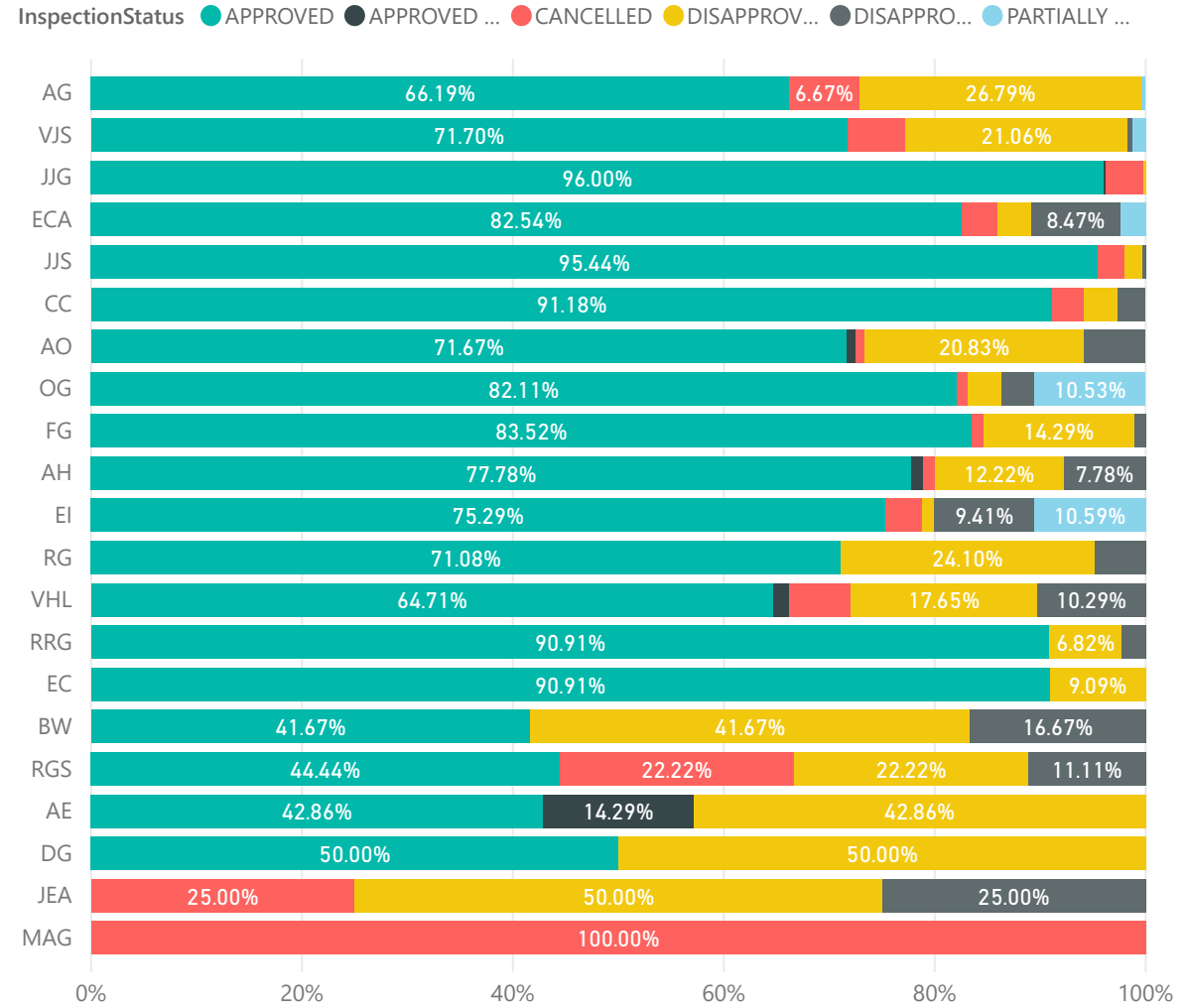
Building Inspections by Month by Year

Month ● 1 ● 2 ● 3 ● 4 ● 5 ● 6 ● 7 ● 8 ● 9 ● 10 ● 11 ● 12



Inspector	APPROVED	APPROVED WITH EXCEPT	CANCELLED	DISAPPROVED	DISAPPROVED WITH PEN	PARTIALLY APPROVED	Total
AG	556		56	225		3	840
VJS	337		26	99	2	6	470
JJG	384	1	14	1			400
ECA	312		13	12	32	9	378
JJS	293		8	5	1		307
CC	279		9	10	8		306
AO	86	1	1	25	7		120
OG	78		1	3	3	10	95
FG	76		1	13	1		91
AH	70	1	1	11	7		90
EI	64		3	1	8	9	85
RG	59			20	4		83
VHL	44	1	4	12	7		68
RRG	40			3	1		44
EC	20			2			22
BW	5			5	2		12
RGS	4		2	2	1		9
AE	3	1		3			7
DG	2			2			4
JEA			1	2	1		4
MAG			1				1
Total	2712	5	141	456	85	37	3436

Count of PermitNumber by Inspector and InspectionStatus



Month

Year

TOTAL PERMITS (COUNT) BY CALENDAR YEAR

issue month 1 2 3 4 5 6 7 8 9 10 11 12 Count of Permit



TOTAL PERMITS (FEES) BY CALENDAR YEAR

issue month 1 2 3 4 5 6 7 8 9 10 11 12 Fee Collected

