

November 2019

2019 Monthly Permit Reports  
Building Development Services  
Department  
1120 San Bernardo Ave  
Laredo, Texas 78040  
956.794.1625  
Acting Director: Arturo Garcia



# Building Permits (New Construction)

CalendarYear  issue month

## HOUSEKEEPING BUILDING

Type	Permit Description	Permits	Fee Collected	Valuation
101	SINGLE FAMILY DETACHED	225	\$111,394.70	\$29,700,905
103	2 FAMILY BLDG DUPLEX	1	\$516.24	\$151,430
104	3 & 4 FAMILY BLDG MULTI	1	\$1,320.00	\$359,500
105	5 OR MORE FAMILY BLDG	5	\$3,728.00	\$1,154,932
106	REINSTALLATION PERMIT	5	\$250.00	\$0
107	INSTALLATION PERMIT	4	\$200.00	\$0
<b>Total</b>		<b>241</b>	<b>\$117,408.94</b>	<b>\$31,366,767</b>

\*101 Permits have a large increase because of the reissuance of permits with new fee structure approve by ordinance. This will also temporarily affect valuations.

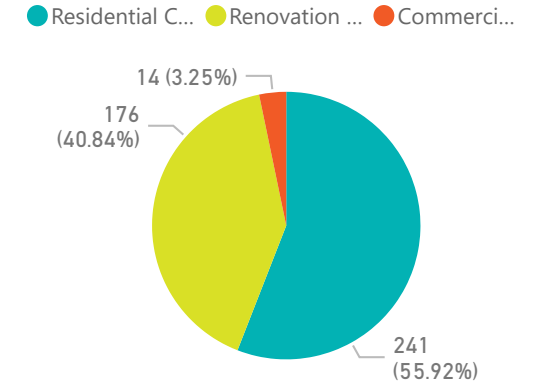
## ADDITIONS, ALTERNATIONS & CONVERSION

Type	Permit Description	Permits	Fee Collected	Valuation
434	RES ATTACHED ADDITION	16	\$1,741.00	\$142,194
434P	*PENALTY - RES PORCH, CARPORT & ADDITION	3	\$384.00	\$0
435	BLOCK FENCE	17	\$1,216.00	\$87,967
435P	*PENALTY - BLOCK FENCE-REMODEL-REROOF	1	\$92.00	\$0
436	RES REROOF	63	\$5,292.00	\$351,824
437	NON RESD & NON HOUSE KEEPING	17	\$8,233.00	\$1,714,158
438	RES DETACHED ADDITION	9	\$936.00	\$16,636
439	SWIMMING POOL - RESIDENTIAL	9	\$936.00	\$141,000
439C	SWIMMING POOL - COMMERCIAL	1	\$457.50	\$0
440	RES REMODEL 0 - 1000 SQFT	14	\$1,456.00	\$194,937
440P	*PENALTY - RES REMODEL 0 - 1000 SQFT	1	\$128.00	\$0
441	RES REMODEL 1001 - 2000 sqft	17	\$1,916.00	\$345,693
441P	*PENALTY - RES REMODEL 1001 - 2000 sqft	2	\$146.00	\$0
442	RES REMODEL 2001 + sqft	6	\$730.95	\$38,583
<b>Total</b>		<b>176</b>	<b>\$23,664.45</b>	<b>\$3,032,992</b>

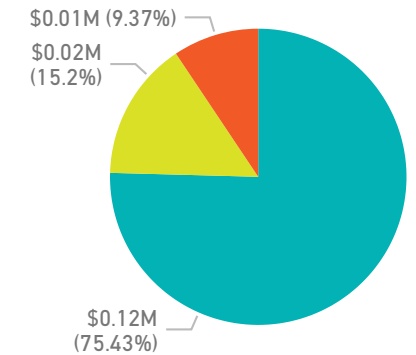
## NEW NON-RESIDENTIAL BUILDING

Type	Permit Description	Permits	Fee Collected	Valuation
320	INDUSTRIAL / WAREHOUSE	3	\$4,140.00	\$1,999,500
320P	*PENALTY - INDUSTRIAL / WAREHOUSE	1	\$4,080.00	\$0
324	OFFICES, BANKS	4	\$3,340.50	\$794,301
327	STORES & RETAIL	2	\$264.00	\$20,460
330	COMMERCIAL-SHELL ONLY	1	\$2,190.00	\$800,000
331	RESTAURANT	3	\$574.50	\$74,700
<b>Total</b>		<b>14</b>	<b>\$14,589.00</b>	<b>\$3,688,961</b>

## Permit Count



## Permit Fees Collected



## BUILDING PERMITS (BY MONTH)

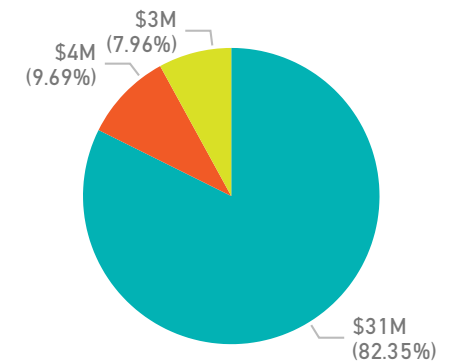
Month	CalendarYear	Count of Permit	Fee Collected	ValueNum
November	2017	413	\$108,273.25	\$52,743,349
November	2018	342	\$103,374.77	\$36,274,844
November	2019	431	\$155,662.39	\$38,088,720

## BUILDING PERMITS (YEAR TO DATE)

CalendarYear	Count of Permit	Fee Collected	ValueNum
2017	5638	\$1,287,167.88	\$408,918,126
2018	5049	\$1,245,710.24	\$357,693,349
2019	4397	\$1,208,763.13	\$448,150,067

## issue month

## Valuations



# BUILDING PERMIT (NEW CONSTRUCTION) - CHARTS - PERMITS, FEES, VALUATION

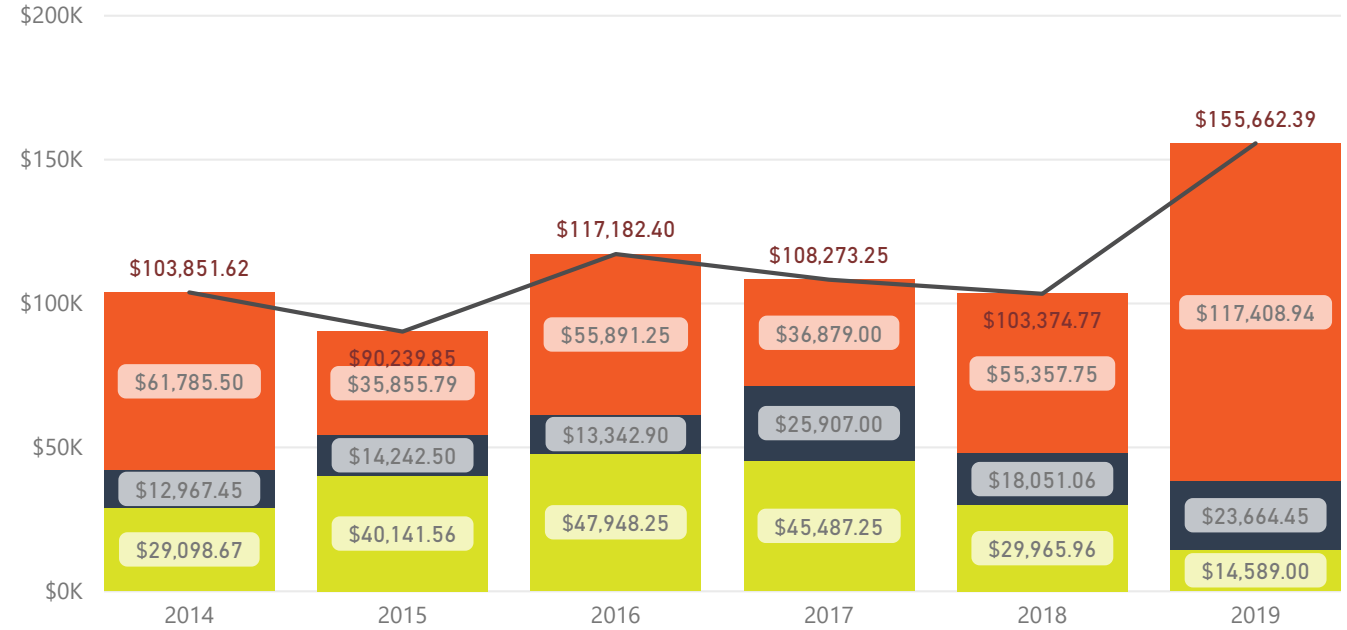
issue month

11

Permit-Type	Average of Fee Collected	Average of Valuation
Commercial Construction	\$1,042.07	\$263,497.21
Renovation & Additions	\$134.46	\$17,232.91
Residential Construction	\$487.17	\$130,152.56
<b>Total</b>	<b>\$361.17</b>	<b>\$88,372.90</b>

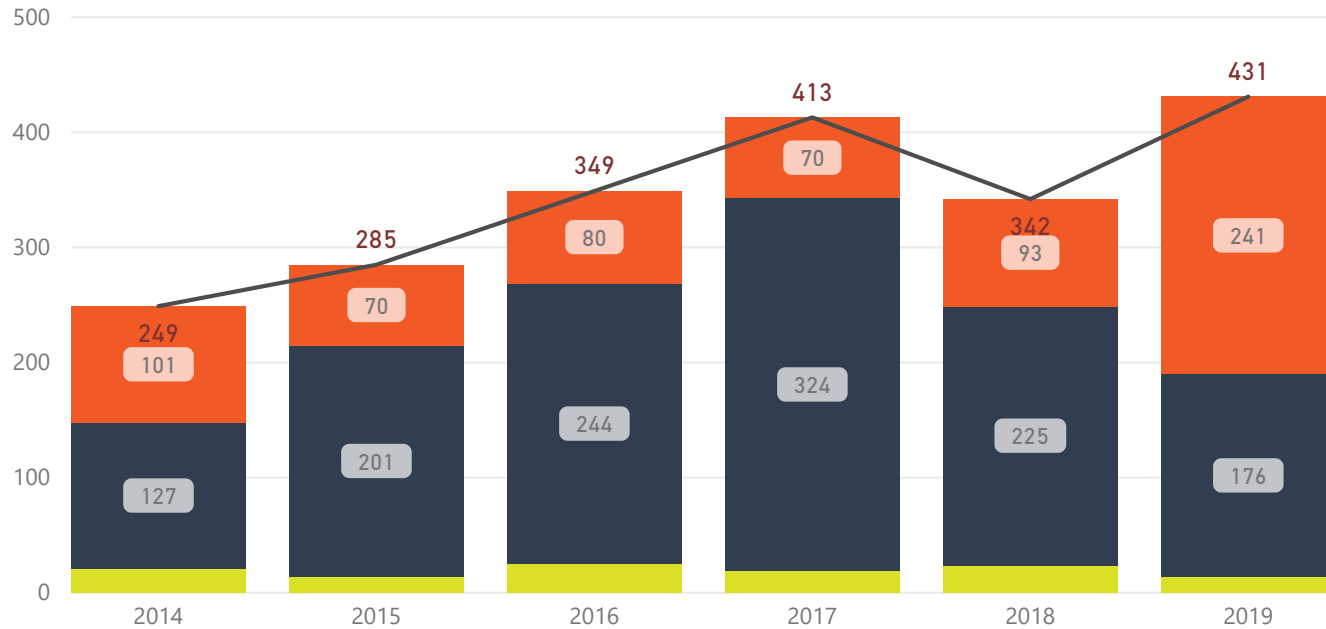
## NEW BUILDING PERMIT FEES

Permit-Type ● Commercial Construction ● Renovation & Additions ● Residential Construction ● Fee Collected



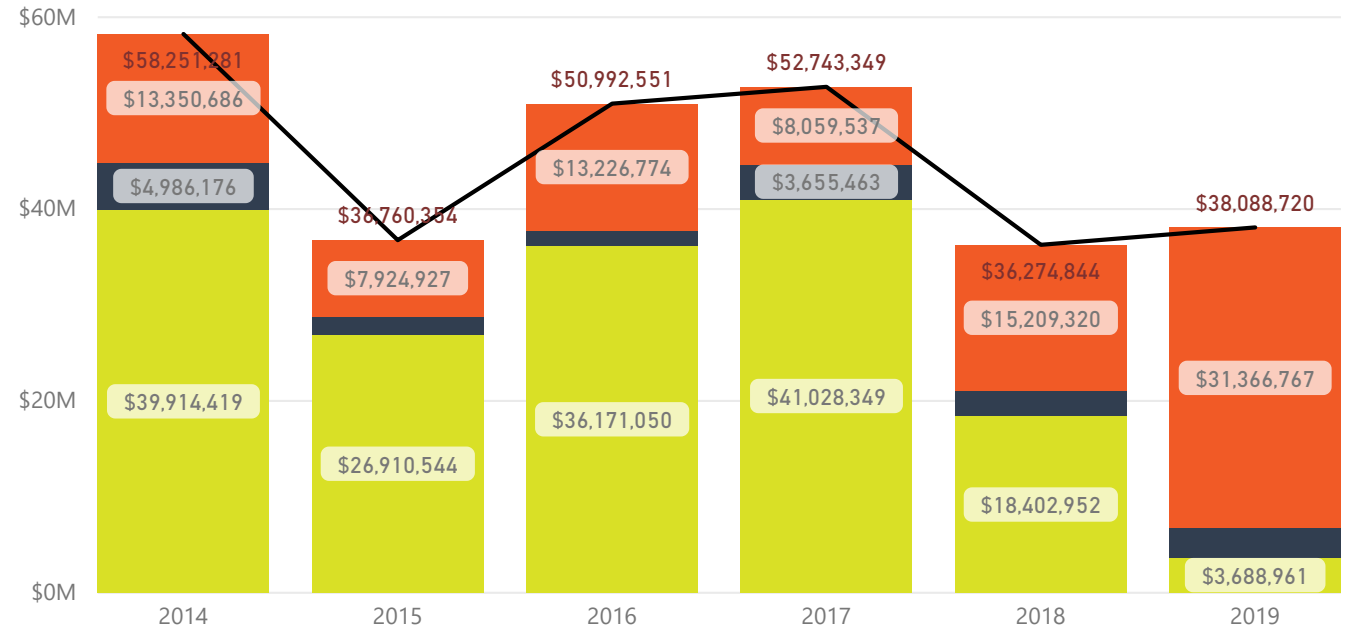
## NEW BUILDING PERMITS

Permit-Type ● Commercial Construction ● Renovation & Additions ● Residential Construction ● Count of Permit



## NEW BUILDING VALUATIONS

Permit-Type ● Commercial Construction ● Renovation & Additions ● Residential Construction ● Valuation

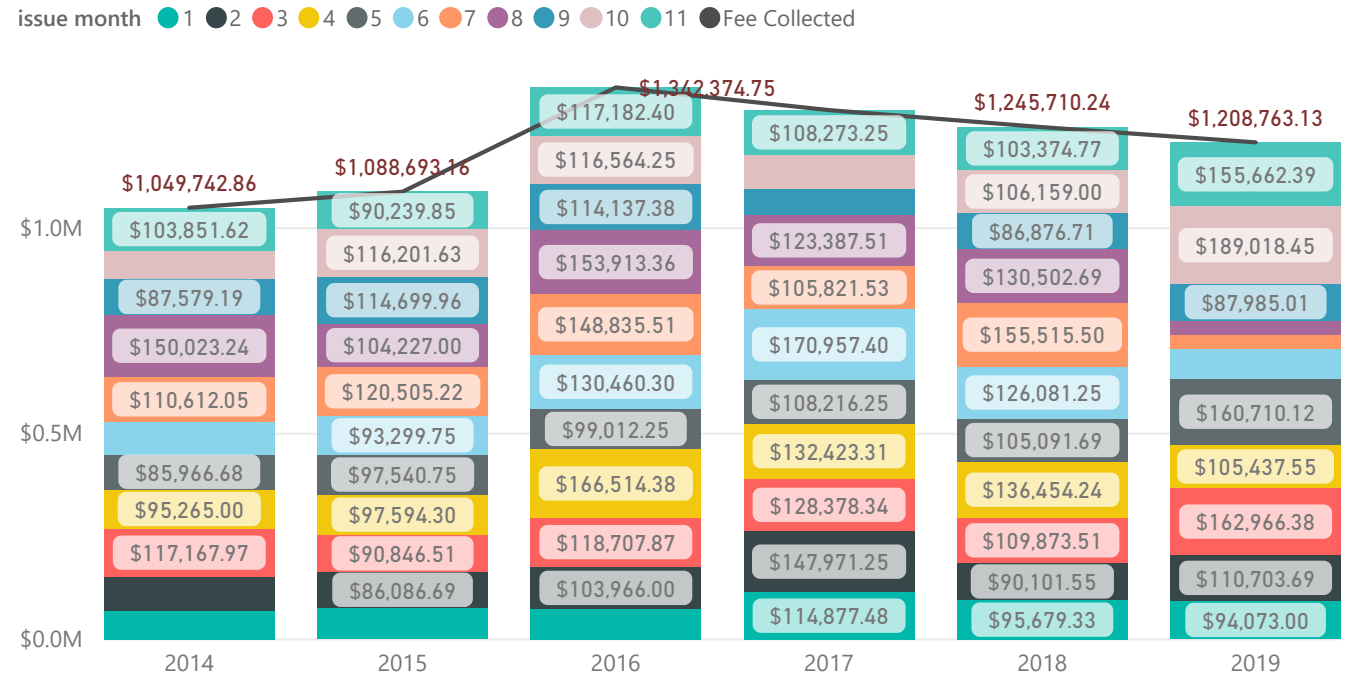


# BUILDING PERMIT (NEW CONSTRUCTION) - CHARTS - PERMITS, FEES, VALUATION - YEAR TO DATE

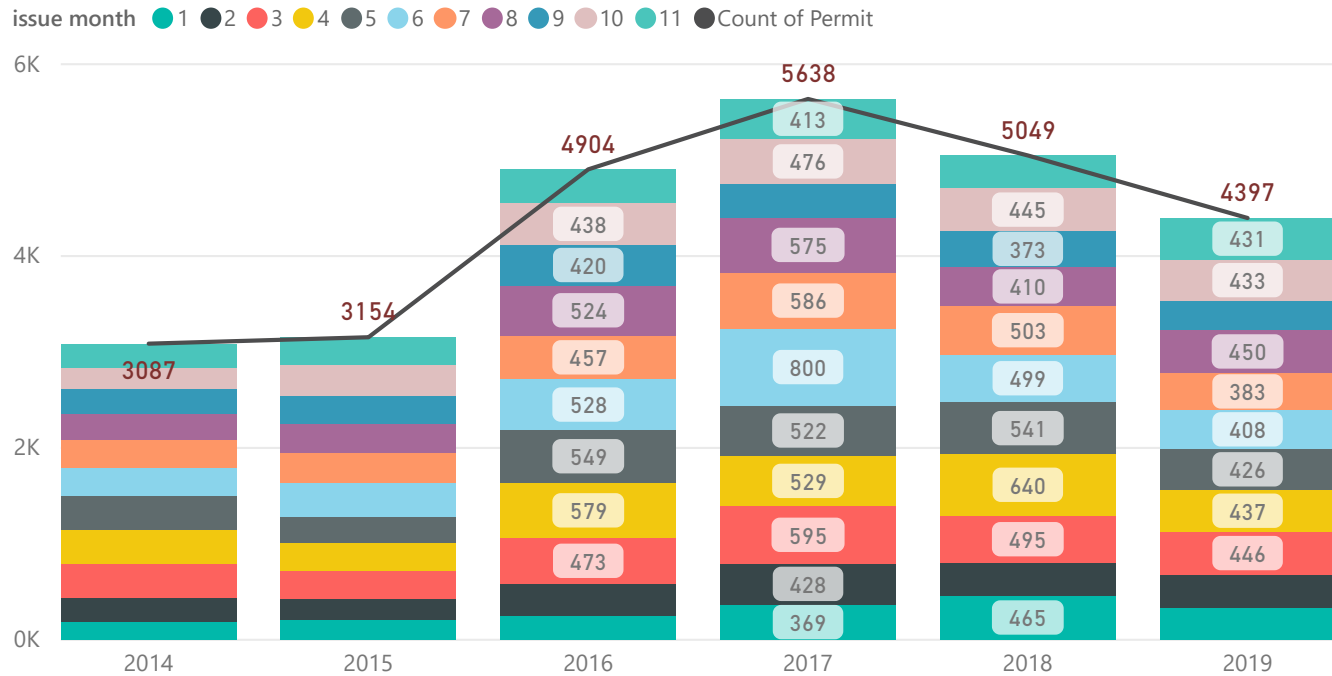
1 11

Permit-Type	Average of Fee Collected	Average of Valuation
Commercial Construction	\$1,432.16	\$917,589.26
Renovation & Additions	\$73.16	\$14,143.07
Residential Construction	\$407.57	\$113,490.48
<b>Total</b>	<b>\$274.91</b>	<b>\$101,921.78</b>

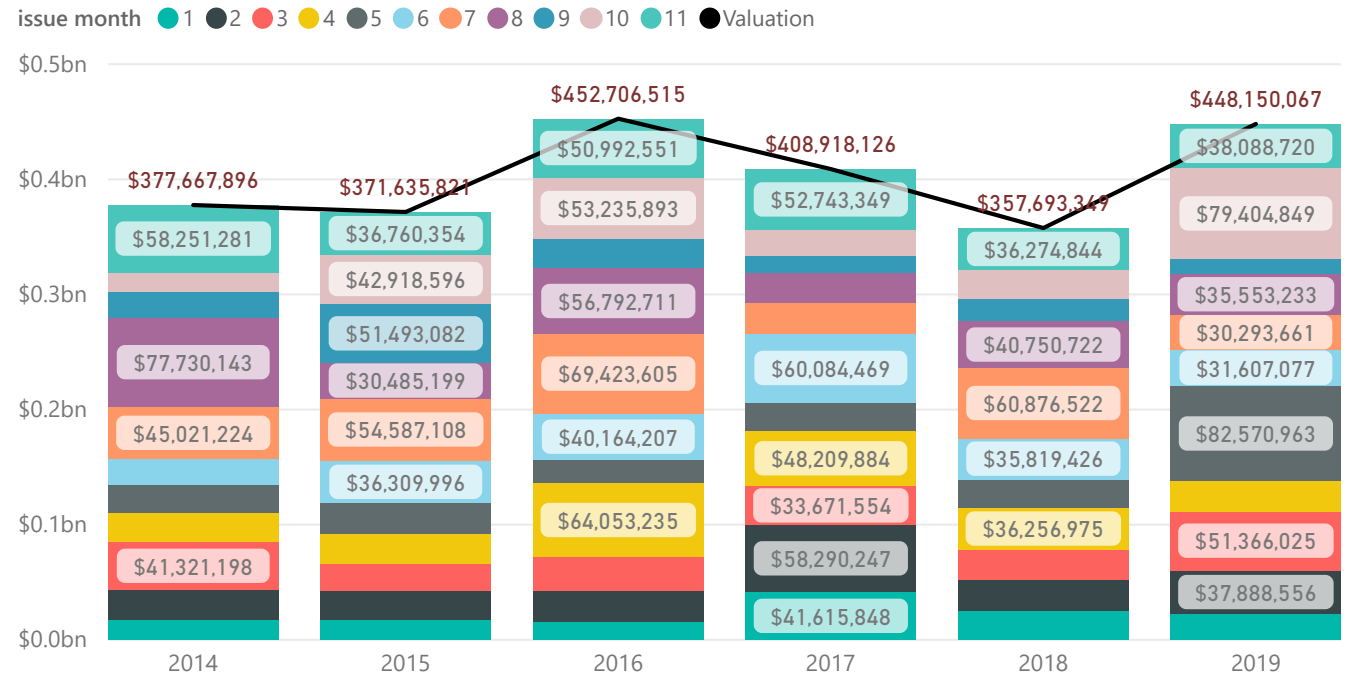
## NEW BUILDING PERMIT FEES



## NEW BUILDING PERMITS



## NEW BUILDING VALUATIONS



# Professional Permits

CalendarYear  issue month

## RIGHT-OF-WAY (ROW)

Type	Permit Description	Permits	Fee Collected
500	RES DRIVEWAY & SIDEWALK	107	\$5,350.00
501	COMM DRIVEWAY & SIDEWALK	4	\$699.00
502	RES IRRIGATION ROW	31	\$1,750.00
503	COMM IRRIGATION ROW	2	\$500.00
511	STREET CUT R.O.W. ENG	54	\$2,450.00
511B	STREET CUT R.O.W. BLDG	8	\$3,700.00
<b>Total</b>		<b>206</b>	<b>\$14,449.00</b>

## DEMOLITIONS

Type	Permit Description	Permits	Fee Collected
645	DEMO SINGLE FAM ATCH/DETACH	5	\$250.00
649	DEMO COMMERCIAL BLDG	10	\$661.50
<b>Total</b>		<b>15</b>	<b>\$911.50</b>

## ELECTRICAL

Type	Permit Description	Permits	Fee Collected
700	EL-TEMPORARY	8	\$406.00
701	EL-RESIDENTIAL	240	\$25,225.00
702	EL-COMMERCIAL	46	\$3,535.50
703	EL-RECON/RELOCATE	9	\$275.00
705	EL-METER UPGRADE	3	\$157.00
<b>Total</b>		<b>306</b>	<b>\$29,598.50</b>

## PLUMBING

Type	Permit Description	Permits	Fee Collected
800	PL-RESIDENTIAL	145	\$17,504.00
801	PL-COMMERCIAL	31	\$3,545.00
802	PL-NATURAL GAS	1	\$56.00
804	PL-IRRIGATION RESIDENTIAL	53	\$3,258.00
805	PL-IRRIGATION COMMERCIAL	8	\$1,232.00
<b>Total</b>		<b>238</b>	<b>\$25,595.00</b>

## MECHANICAL

Type	Permit Description	Permits	Fee Collected
900	ML-RESIDENTIAL	118	\$12,962.00
901	ML-COMMERCIAL	13	\$1,604.00
902	ML-CHANGE OUT	4	\$716.00
<b>Total</b>		<b>135</b>	<b>\$15,282.00</b>

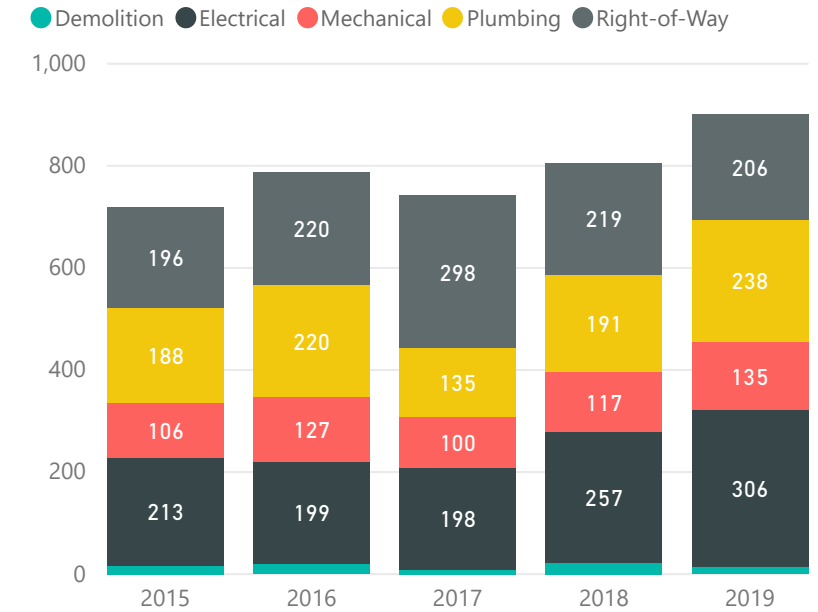
## PROFESSIONAL PERMITS (BY MONTH)

Month	CalendarYear	Count of Permit	Fee Collected
November	2017	741	\$67,670.50
November	2018	806	\$80,570.00
November	2019	900	\$85,836.00

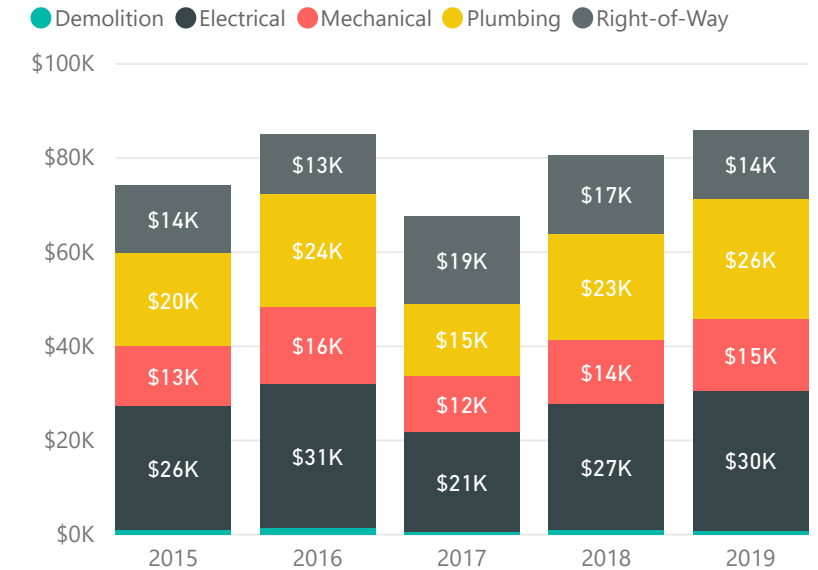
## PROFESSIONAL PERMITS (YEAR TO DATE)

CalendarYear	Count of Permit	Fee Collected
2017	9031	\$960,721.38
2018	8875	\$897,859.00
2019	10409	\$1,041,367.85

## Professional Permits by Year for this Month



## Professional Permit Fees Collected by Year for this Month



issue ...




# Other Permits & Totals

CalendarYear  issue month

## VENDOR

Type	Permit Description	Permits	Fee Collected
970	VNDR 6WK PERMIT/ OWN PROPERTY	3	\$300.00
977	VNDR SEA PERMIT/ ALL SAINTS DA	1	\$50.00
999	VNDR SEA PERMIT/ RELOC/RENEW	3	\$45.00
<b>Total</b>		<b>7</b>	<b>\$395.00</b>

## OTHER

Type	Permit Description	Permits	Fee Collected
321	PRKNG/PAVING	1	\$664.50
328	SIGN PERMIT	24	\$1,586.32
328P	*PENALTY - SIGN PERMIT	1	\$200.80
332	TOWER PERMIT	1	\$159.00
915	NEW BUSINESS	37	\$1,850.00
941	SW POOL CONTRACTOR REG/RENEWAL	1	\$50.00
960	AMUSEMENT PERMIT	2	\$102,900.00
985	GARAGE SALE PERMIT	253	\$4,140.00
BCOM	BUILDING COMPLAINT	33	\$0.00
<b>Total</b>		<b>353</b>	<b>\$111,550.62</b>

## OTHER PERMITS (BY MONTH)

Month	CalendarYear	Count of Permit	Fee Collected
November	2017	427	\$207,813.33
November	2018	440	\$265,148.85
November	2019	360	\$111,945.62

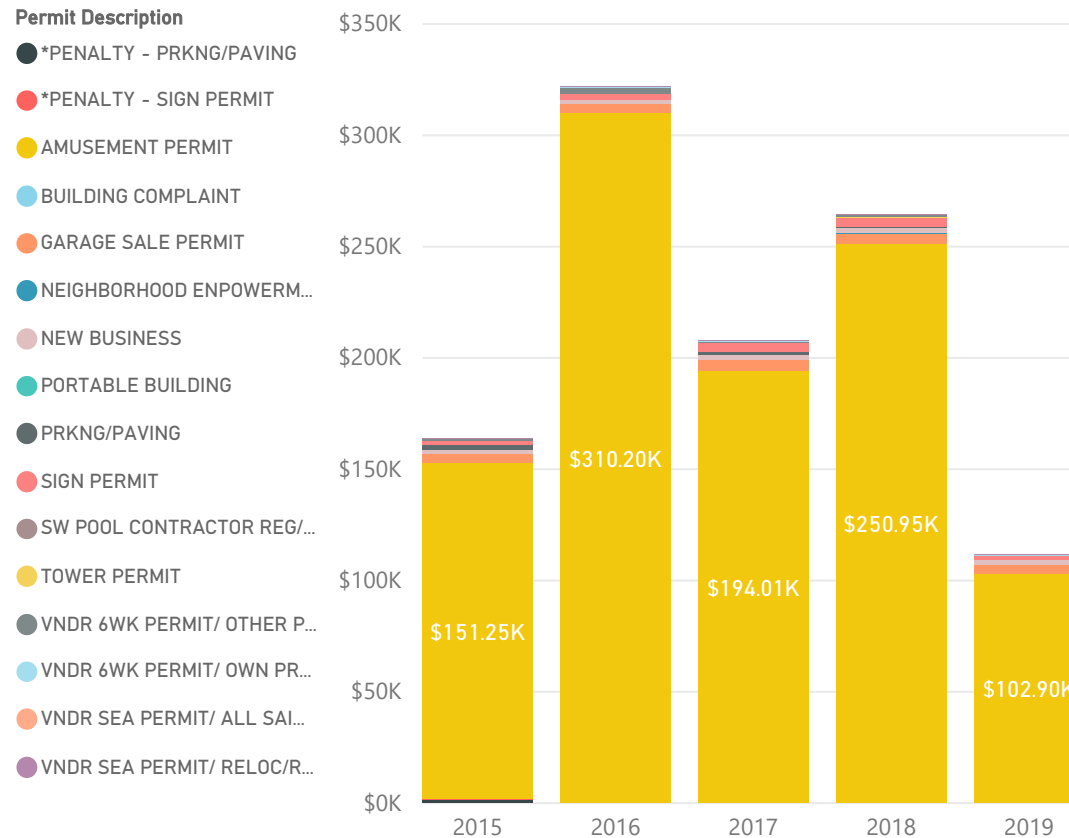
## OTHER PERMITS (YEAR TO DATE)

CalendarYear	Count of Permit	Fee Collected	ValueNum
2017	5536	\$3,389,734.01	\$7,258,264
2018	4923	\$3,703,474.49	\$12,437,786
2019	4775	\$3,077,788.90	\$9,300,166

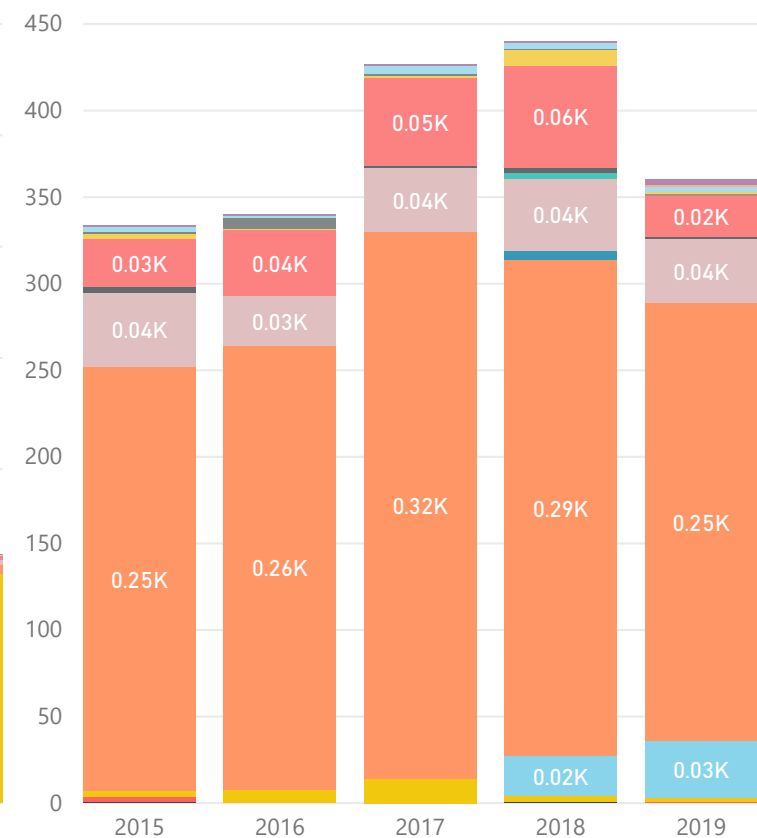
issue ...




Other Permit Fees for Month



Other Permit Count for Month



# TOTAL PERMIT CHARTS - PERMITS, FEES, VALUATION - MONTH

issue month

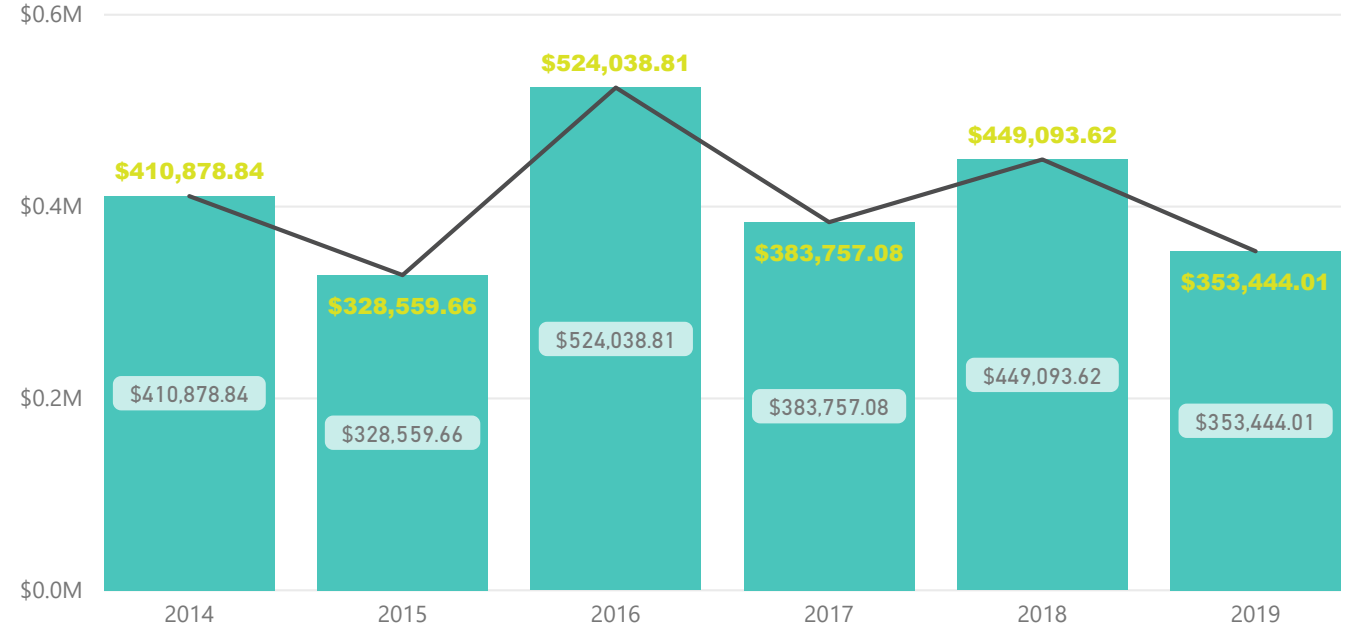
11

## TOTAL PERMITS (BY MONTH)

Month	Calendar Year	Permits	Fees Collected	Valuation
November	2017	1581	\$383,757.08	\$52,806,564
November	2018	1588	\$449,093.62	\$36,571,344
November	2019	1691	\$353,444.01	\$38,165,413

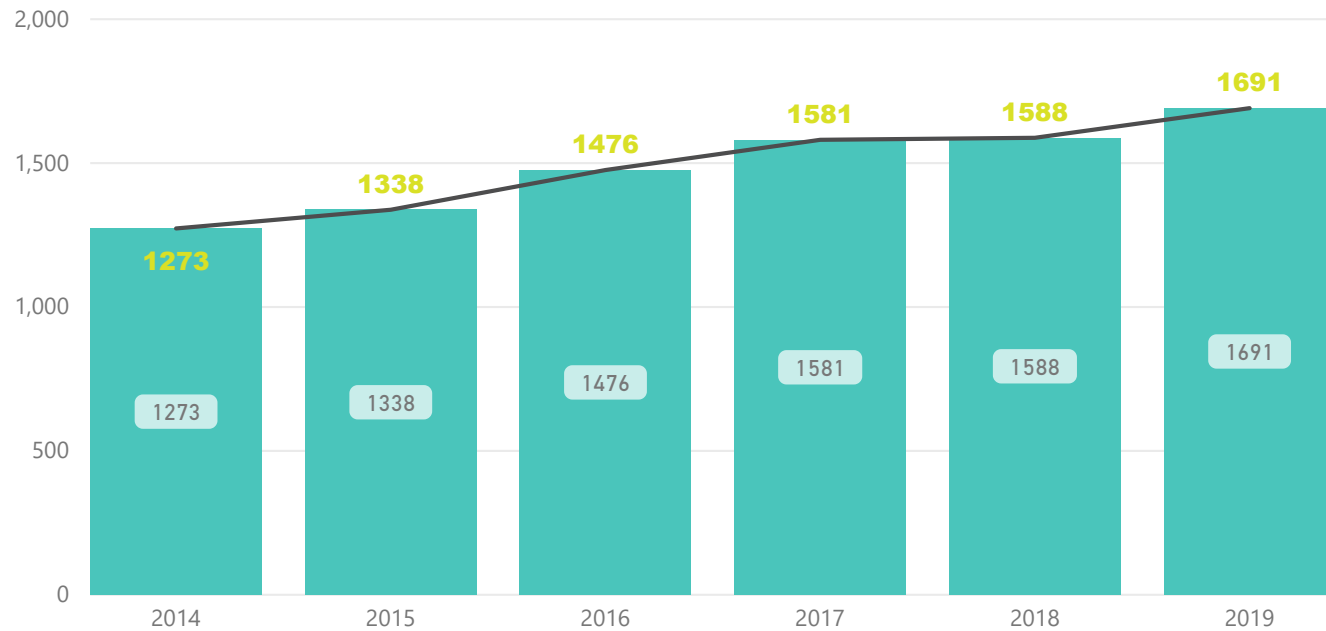
## TOTAL PERMIT FEES

issue month ● 11 ● Fee Collected



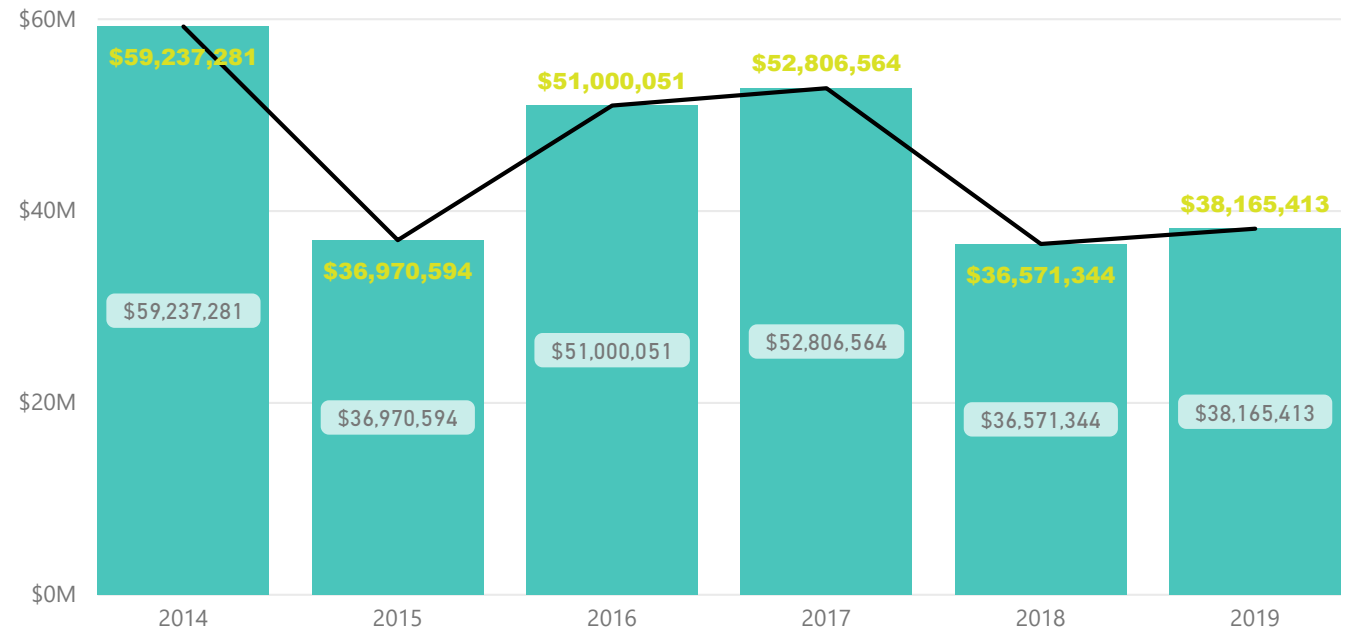
## TOTAL PERMITS

issue month ● 11 ● Count of Permit



## TOTAL VALUATIONS

issue month ● 11 ● Valuation



# TOTAL PERMIT CHARTS - PERMITS, FEES, VALUATION - YEAR TO DATE

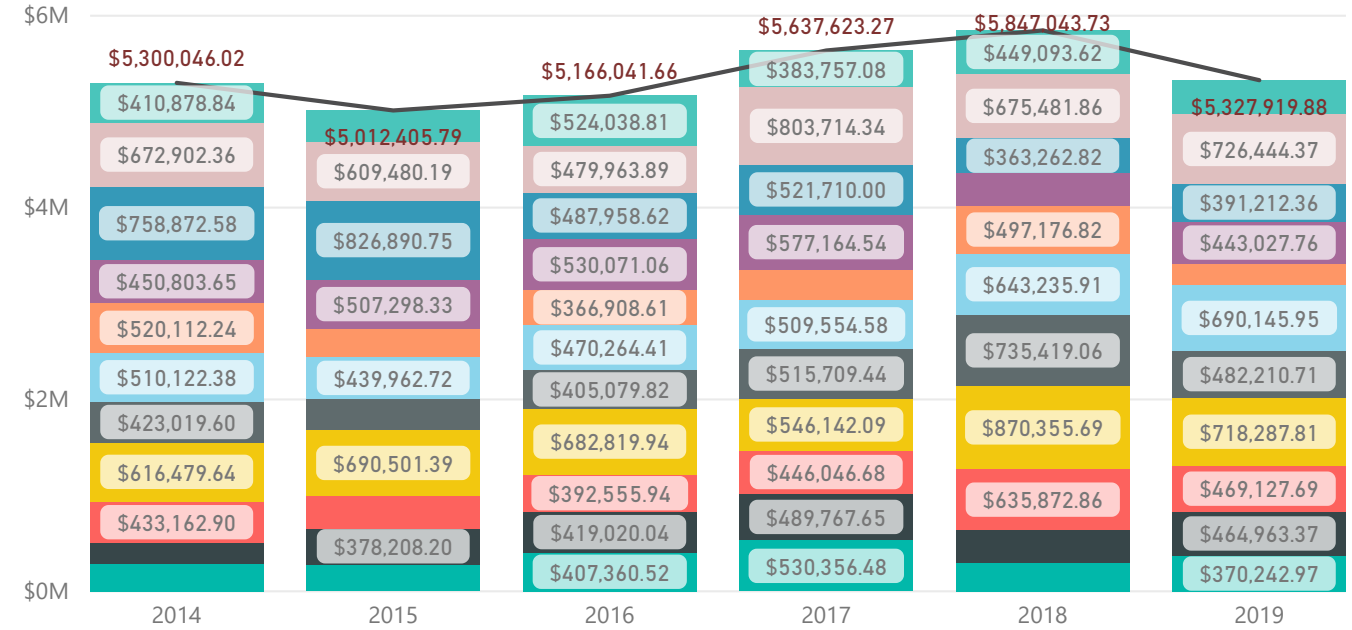
1 11

## TOTAL PERMITS (YEAR TO DATE)

Calendar Year	Permits	Fees Collected	Valuation
2017	20205	\$5,637,623.27	\$416,176,390
2018	18847	\$5,847,043.73	\$370,131,135
2019	19581	\$5,327,919.88	\$457,450,233

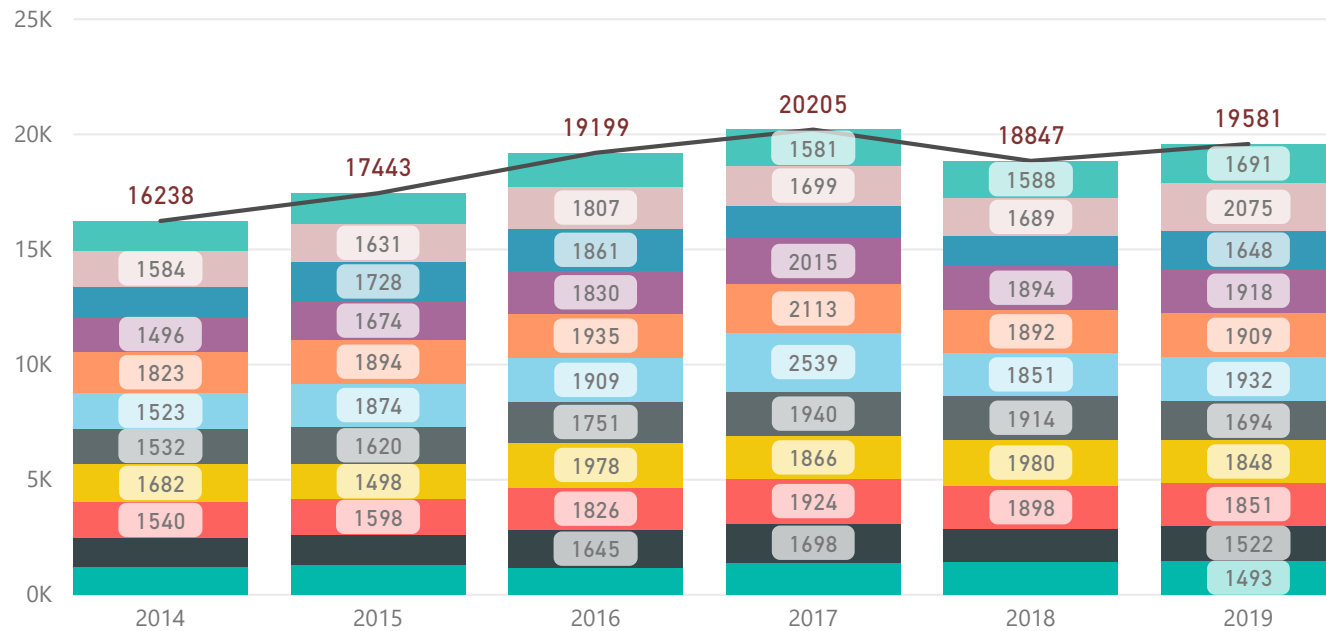
## TOTAL PERMIT FEES

issue month 1 2 3 4 5 6 7 8 9 10 11 Fee Collected



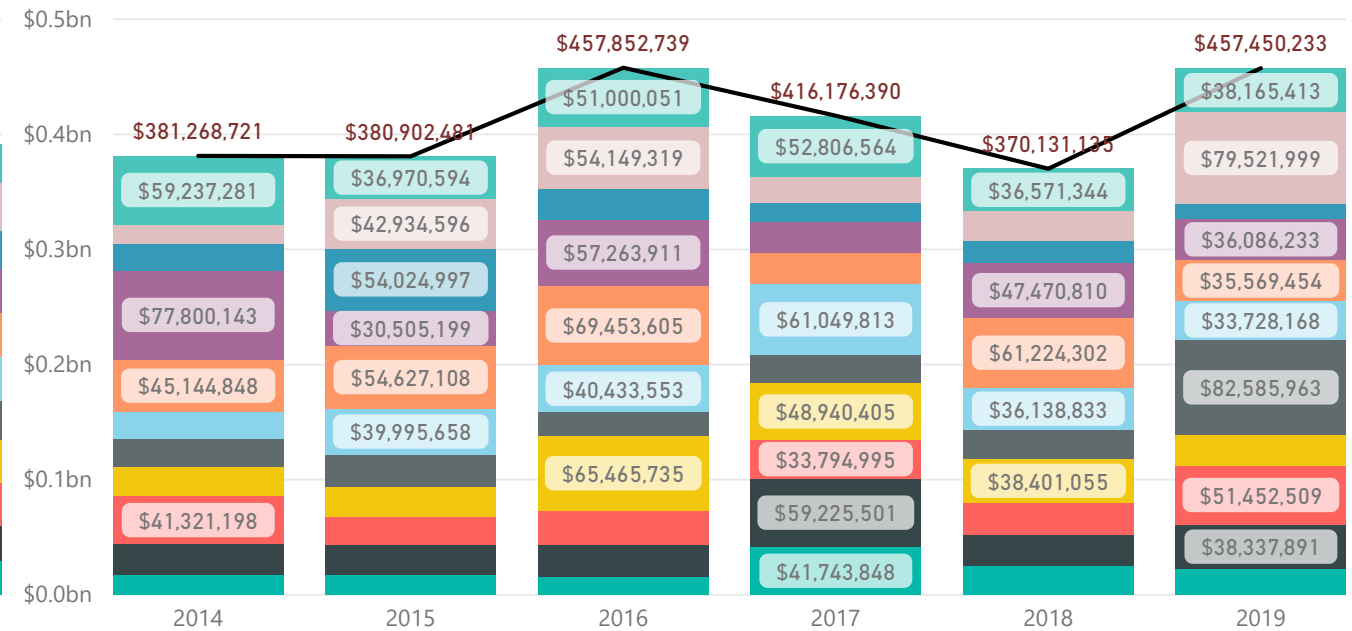
## TOTAL PERMITS

issue month 1 2 3 4 5 6 7 8 9 10 11 Count of Permit



## TOTAL VALUATIONS

issue month 1 2 3 4 5 6 7 8 9 10 11 Valuation





# Top Projects (Valuation over 500K)

CalendarYear  issue month

ValueNum	Permit	Permit Description	issue date	AppAddress	NameOwner	NameContractor	NameSubcontractor
\$1,760,000	19-00010261	INDUSTRIAL / WAREHOUSE	11/22/2019	434 LOGISTIC DR	OROZCO MAIZ & CO LLC	TELSA CONSTRUCTION LLC	TELSA CONSTRUCTION LLC
\$1,000,000	19-00007384	NON RESD & NON HOUSE KEEPING	11/8/2019	4619 S US HIGHWAY 83	0	7B CONSTRUCTION & DEVELOPMENT	7B CONSTRUCTION & DEVELOPMENT
\$800,000	19-00013018	COMMERCIAL-SHELL ONLY	11/1/2019	1406 JACAMAN RD	RODRIGUEZ CRISTOBAL	COBALT CONSTRUCTION	COBALT CONSTRUCTION
<b>\$3,560,000</b>							

# MultiFamily Projects

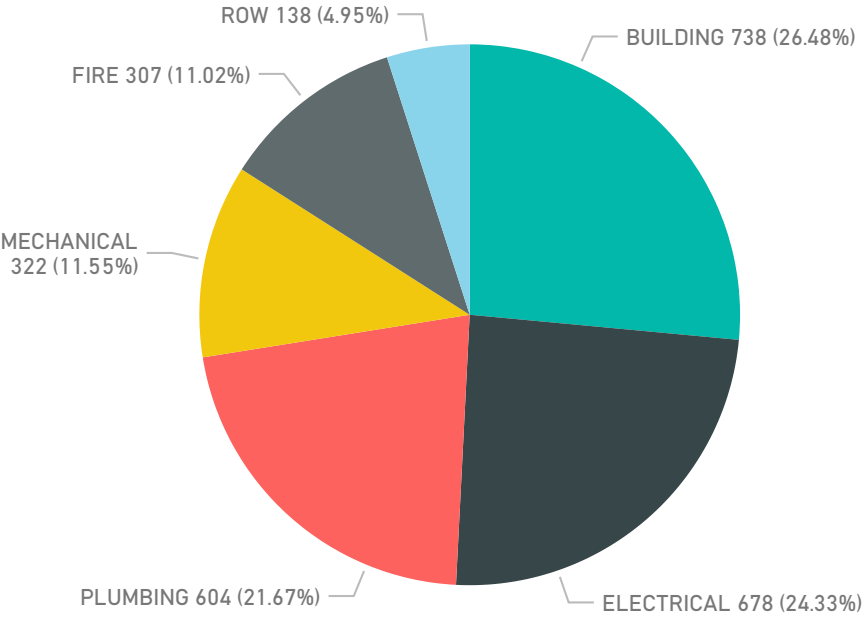
CalendarYear  issue month

ValueNum	Permit	Permit Description	issue date	AppAddress	NameOwner	NameContractor	NameSubcontractor
\$151,430	19-00010027	2 FAMILY BLDG DUPLEX	11/19/2019	3125 COLUMBIA DR	COHORT INVESTMENTS	NANCY MARTINEZ CUSTOM HOMES	NANCY MARTINEZ CUSTOM HOMES
\$359,500	19-00013168	3 & 4 FAMILY BLDG MULTI	11/1/2019	1803 JUAREZ AVE	CITY OF LAREDO	ROMO CONTRACTOR	ROMO CONTRACTOR
\$500,000	19-00001189	5 OR MORE FAMILY BLDG	11/22/2019	920 E SAN CARLOS ST	CAMPUZANO LETICIA & GUSTAVO	SKUADRA CONSTRUCTION LLC	0
\$163,733	19-00002370	5 OR MORE FAMILY BLDG	11/8/2019	7219 ROCIO DR	EFECE PROPERTIES LLC	LEGNO CONTEMPORARY CONTRUCTION	LEGNO CONTEMPORARY CONTRUCTION
\$163,733	19-00002378	5 OR MORE FAMILY BLDG	11/8/2019	7219 ROCIO DR	EFECE PROPERTIES LLC	LEGNO CONTEMPORARY CONTRUCTION	LEGNO CONTEMPORARY CONTRUCTION
\$163,733	19-00002380	5 OR MORE FAMILY BLDG	11/8/2019	7219 ROCIO DR	EFECE PROPERTIES LLC	LEGNO CONTEMPORARY CONTRUCTION	LEGNO CONTEMPORARY CONTRUCTION
\$163,733	19-00002391	5 OR MORE FAMILY BLDG	11/8/2019	7219 ROCIO DR	EFECE PROPERTIES LLC	LEGNO CONTEMPORARY CONTRUCTION	LEGNO CONTEMPORARY CONTRUCTION
<b>\$1,665,862</b>							

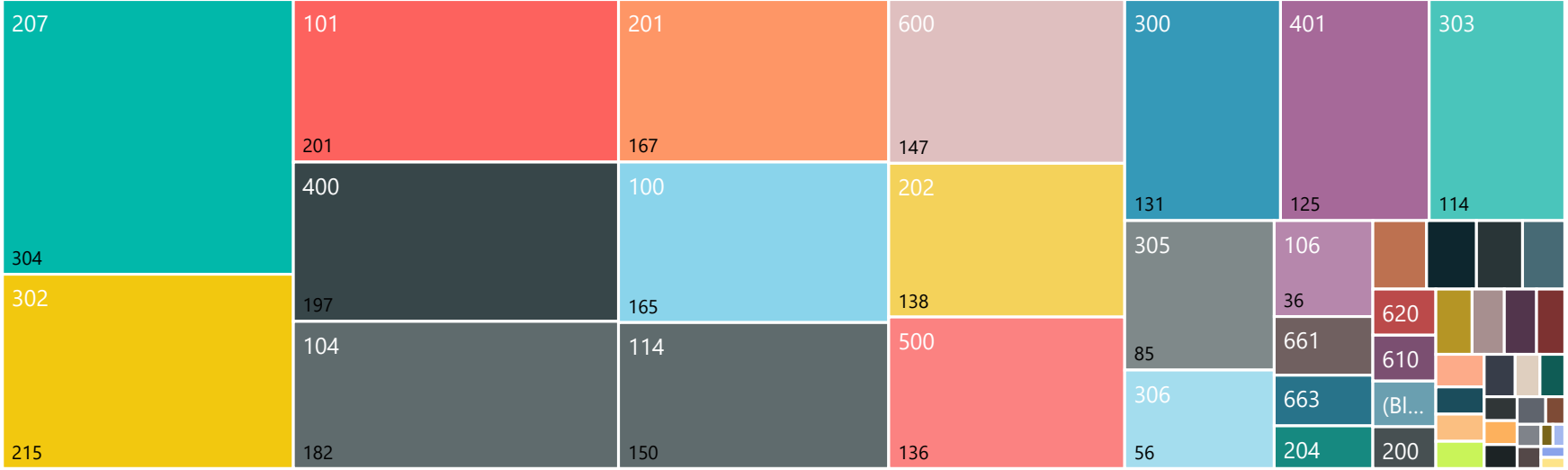
# Inspections

Month: 
 Year:

Count of PermitNumber by GroupType



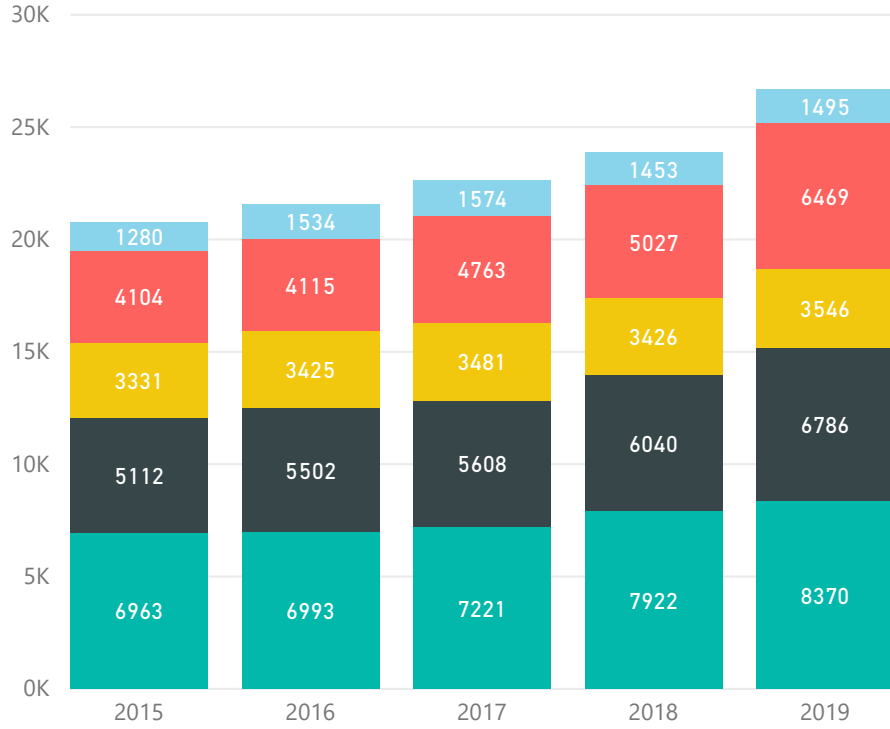
Count of PermitNumber by InspectionCode



InspectionCode	First Inspection Type	Count of PermitNumber
	FAFS (FIRE ONLY)	11
100	FOUNDATION	165
101	FRAMING	201
104	BUILDING FINAL	182
105	FOOTING	1
106	INVESTIGATION INSPECTION	36
107	POOL REINFORCING INSPECTI	3
114	INSULATION	150
200	T-POLE	10
201	EL RES. ROUGH-IN	167
202	EL-SERVICE INSPECTION	138
203	EL COMM WALL ROUGH-IN	8
204	EL COMM CEILING ROUGH-IN	16
205	EL COMM ROUGH-IN	12
206	EL PROVISIONAL	9
207	EL FINAL	304
208	EL RECONNECT	14
300	PL COVER	131
301	PL COPPER	3
302	PL ROUGH-IN	215
303	PL CSI & FINAL	114
305	PL GAS ROUGH IN	85
306	PL GAS FINAL	56
400	ML ROUGH -IN	197
401	ML FINAL	125
500	SC DRIVEWAY & SIDEWALK	136
501	SC STREET CUT	2
600	FIRE INSPECTION	147
606	FIRE BEER & WINE INSP	3
608	FIRE DAYCARE OR SIMILAR I	7
610	FIRE EXPLOSIVE TRANSPORT	11
611	FIRE FOOD BOOTH INSP	1
613	FIRE FUEL LN PRESSURE TES	2
614	FIRE ALARM MODIFICATION I	3
615	FIRE FUEL PUMP FIRE INSP	1
620	FIRE SPRINKLER HYDRSTATIC	11
624	FIRE ALARM NEW INSTALL IN	11
<b>Total</b>	<b>BUILDING FINAL</b>	<b>2787</b>

Building Inspections by Year by type

GroupType ● BUILDING ● ELECTRICAL ● MECHANICAL ● PLUMBING ● ROW



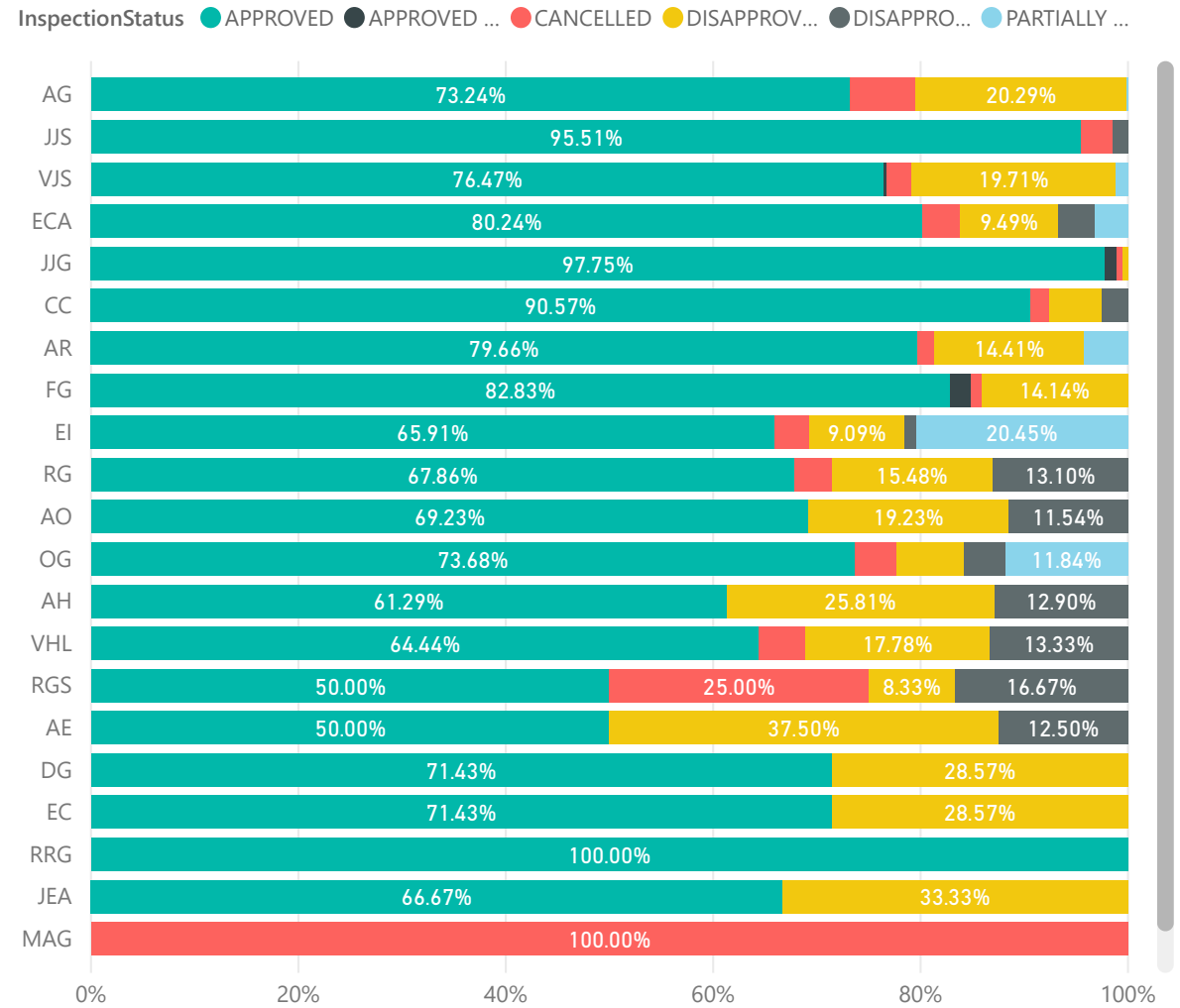
Building Inspections by Month by Year

Month ● 1 ● 2 ● 3 ● 4 ● 5 ● 6 ● 7 ● 8 ● 9 ● 10 ● 11 ● 12



Inspector	APPROVED	APPROVED WITH EXCEPT	CANCELLED	DISAPPROVED	DISAPPROVED WITH PEN	PARTIALLY APPROVED	Total
AG	509		44	141		1	695
JJS	447		14		7		468
VJS	260	1	8	67		4	340
ECA	203		9	24	9	8	253
JJG	174	2	1	1			178
CC	144		3	8	4		159
AR	94		2	17		5	118
FG	82	2	1	14			99
EI	58		3	8	1	18	88
RG	57		3	13	11		84
AO	54			15	9		78
OG	56		3	5	3	9	76
AH	38			16	8		62
VHL	29		2	8	6		45
RGS	6		3	1	2		12
AE	4			3	1		8
DG	5			2			7
EC	5			2			7
RRG	4						4
JEA	2			1			3
MAG			2				2
RR	1						1
<b>Total</b>	<b>2232</b>	<b>5</b>	<b>98</b>	<b>346</b>	<b>61</b>	<b>45</b>	<b>2787</b>

Count of PermitNumber by Inspector and InspectionStatus

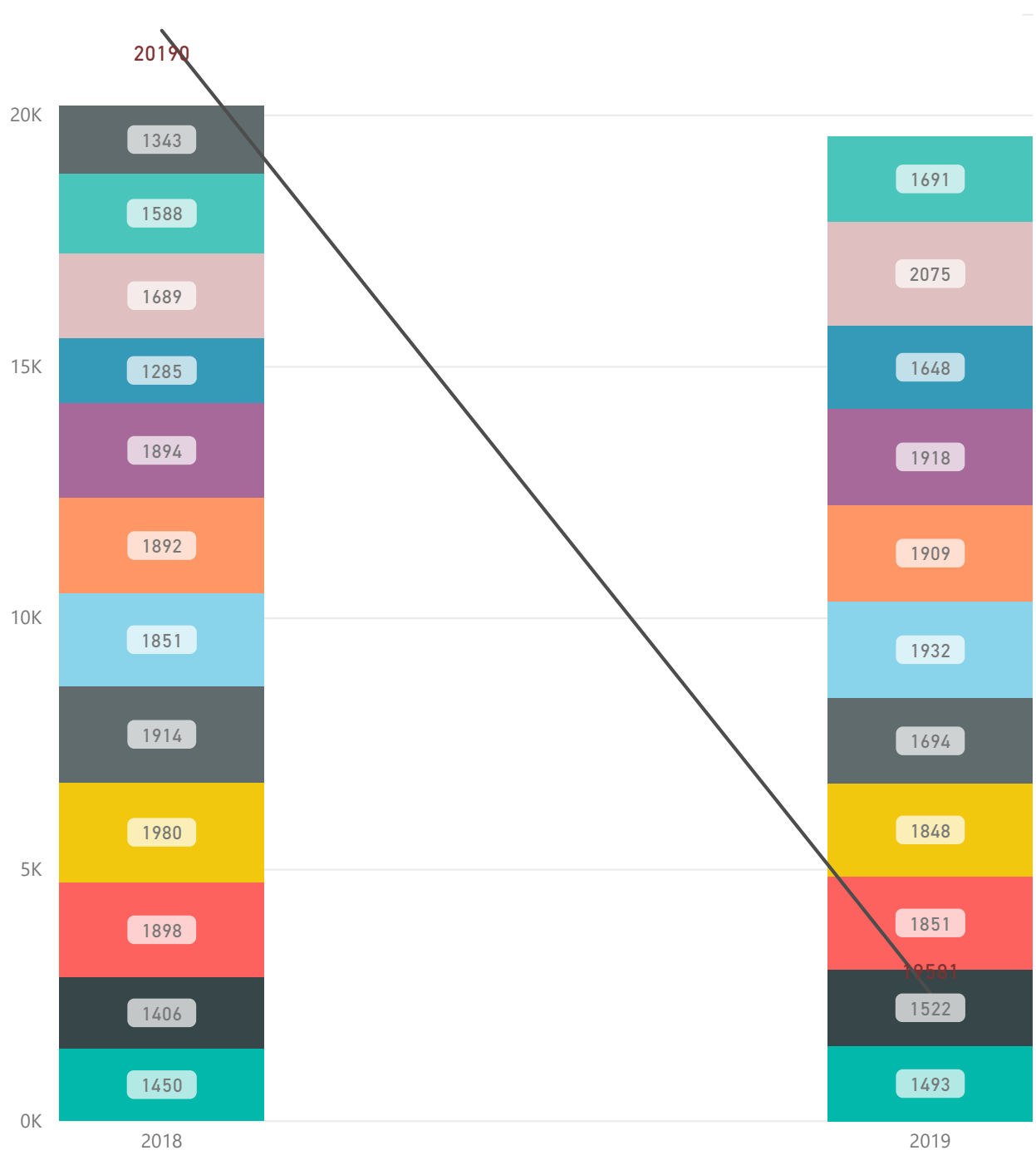


Month

Year

TOTAL PERMITS (COUNT) BY CALENDAR YEAR

issue month 1 2 3 4 5 6 7 8 9 10 11 12 Count of Permit



TOTAL PERMITS (FEES) BY CALENDAR YEAR

issue month 1 2 3 4 5 6 7 8 9 10 11 12 Fee Collected

