

December 2019

2019 Monthly Permit Reports
Building Development Services
Department
1120 San Bernardo Ave
Laredo, Texas 78040
956.794.1625
Acting Director: Arturo Garcia



Building Permits (New Construction)

CalendarYear issue month

HOUSEKEEPING BUILDING

Type	Permit Description	Permits	Fee Collected	Valuation
101	SINGLE FAMILY DETACHED	119	\$56,771.28	\$12,709,942
103	2 FAMILY BLDG DUPLEX	1	\$367.20	\$0
105	5 OR MORE FAMILY BLDG	13	\$13,971.00	\$4,094,399
106	REINSTALLATION PERMIT	5	\$250.00	\$0
107	INSTALLATION PERMIT	5	\$250.00	\$0
Total		143	\$71,609.48	\$16,804,341

*101 Permits have a large increase because of the reissuance of permits with new fee structure approve by ordinance. This will also temporarily affect valuations.

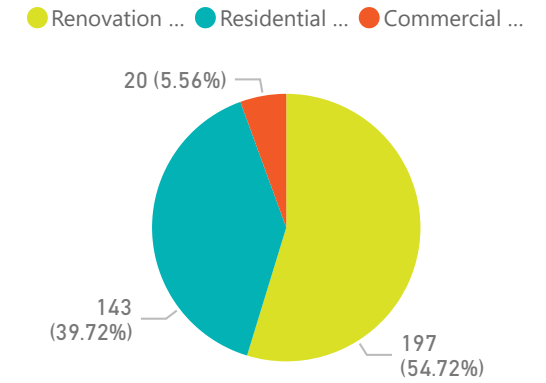
ADDITIONS, ALTERNATIONS & CONVERSION

Type	Permit Description	Permits	Fee Collected	Valuation
434	RES ATTACHED ADDITION	24	\$2,496.00	\$415,123
434P	*PENALTY - RES PORCH, CARPORT & ADDITION	2	\$174.50	\$0
435	BLOCK FENCE	17	\$1,216.00	\$82,167
435P	*PENALTY - BLOCK FENCE-REMODEL-REROOF	1	\$92.00	\$0
436	RES REROOF	79	\$6,651.00	\$558,942
436P	*PENALTY - RES REROOF	1	\$100.00	\$0
437	NON RESD & NON HOUSE KEEPING	19	\$5,308.50	\$874,176
438	RES DETACHED ADDITION	11	\$1,144.00	\$132,986
439	SWIMMING POOL - RESIDENTIAL	5	\$520.00	\$79,500
440	RES REMODEL 0 -1000 SQFT	15	\$1,520.00	\$94,396
440P	*PENALTY - RES REMODEL 0 - 1000 SQFT	1	\$128.00	\$0
441	RES REMODEL 1001 - 2000 sqft	16	\$1,635.00	\$367,737
441P	*PENALTY - RES REMODEL 1001 - 2000 sqft	1	\$146.00	\$0
442	RES REMODEL 2001 + sqft	5	\$599.96	\$582,137
Total		197	\$21,730.96	\$3,187,164

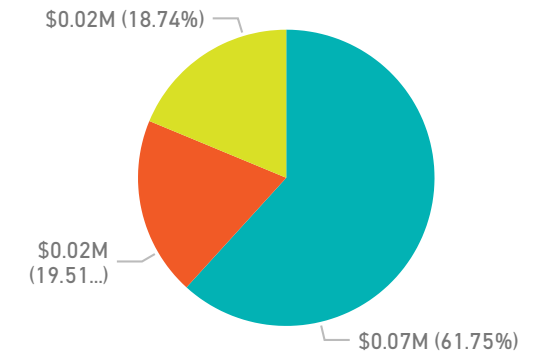
NEW NON-RESIDENTIAL BUILDING

Type	Permit Description	Permits	Fee Collected	Valuation
318	AMUSEMENT,RECEPTION, RECREATIO	1	\$457.50	\$65,000
320	INDUSTRIAL / WAREHOUSE	2	\$5,430.00	\$2,600,000
322	GAS STATION & REPAIR GARAGES	4	\$2,921.71	\$700,000
323	HOSPITAL & INSTITUTIONAL	1	\$780.00	\$180,000
324	OFFICES, BANKS	5	\$4,959.00	\$2,312,531
326	SCHOOLS & OTHER EDUCATIONAL	3	\$1,071.00	\$251,960
327	STORES & RETAIL	3	\$4,836.00	\$2,198,000
330	COMMERCIAL-SHELL ONLY	1	\$2,175.00	\$790,000
Total		20	\$22,630.21	\$9,097,491

Permit Count



Permit Fees Collected



BUILDING PERMITS (BY MONTH)

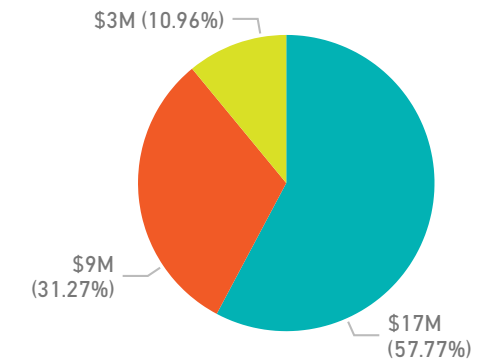
Month	CalendarYear	Count of Permit	Fee Collected	ValueNum
December	2017	309	\$104,986.25	\$39,313,730
December	2018	331	\$97,184.00	\$34,839,089
December	2019	360	\$115,970.65	\$29,088,996

BUILDING PERMITS (YEAR TO DATE)

CalendarYear	Count of Permit	Fee Collected	ValueNum
2017	5947	\$1,392,154.13	\$448,231,856
2018	5380	\$1,342,894.24	\$392,532,438
2019	4757	\$1,324,733.78	\$477,239,063

issue month

Valuations



BUILDING PERMIT (NEW CONSTRUCTION) - CHARTS - PERMITS, FEES, VALUATION

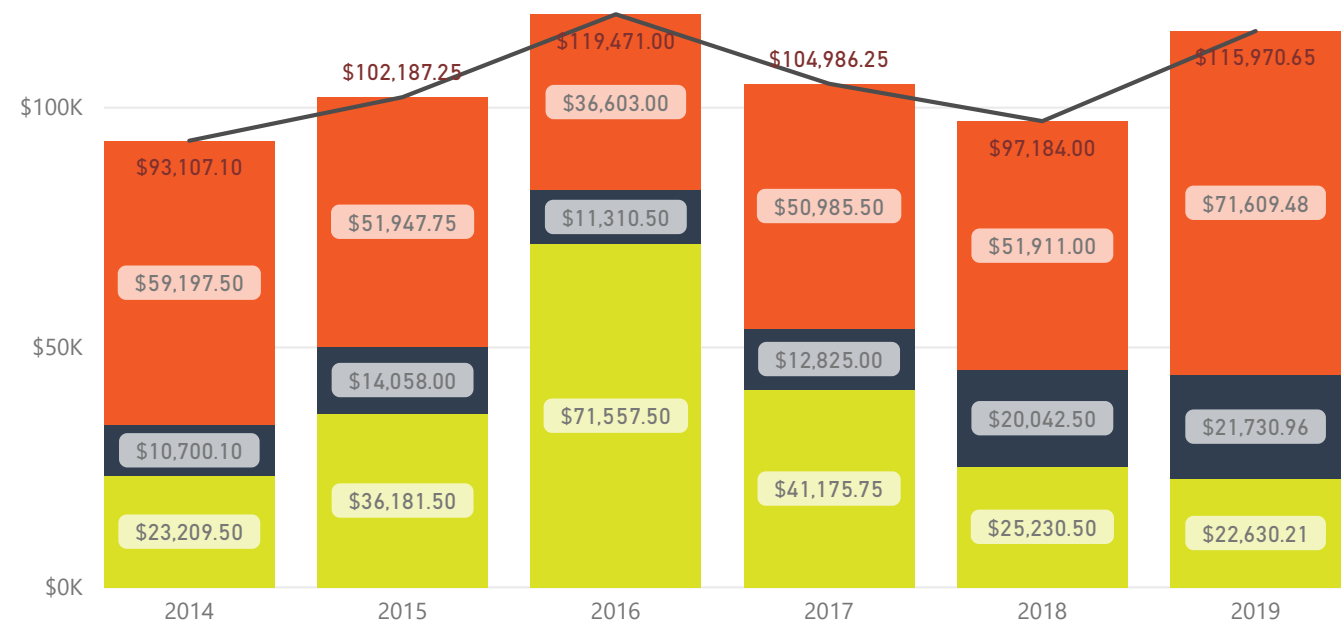
issue month

12

Permit-Type	Average of Fee Collected	Average of Valuation
Commercial Construction	\$1,131.51	\$454,874.55
Renovation & Additions	\$110.31	\$16,178.50
Residential Construction	\$500.77	\$117,512.87
Total	\$322.14	\$80,802.77

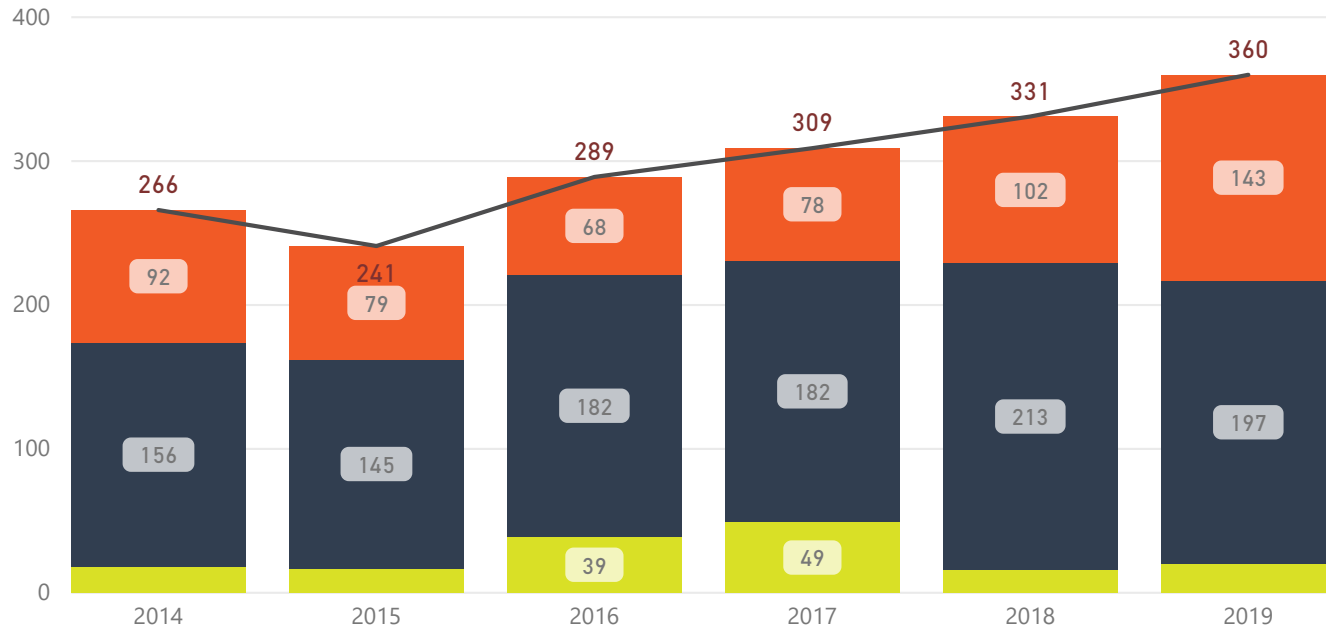
NEW BUILDING PERMIT FEES

Permit-Type ● Commercial Construction ● Renovation & Additions ● Residential Construction ● Fee Collected



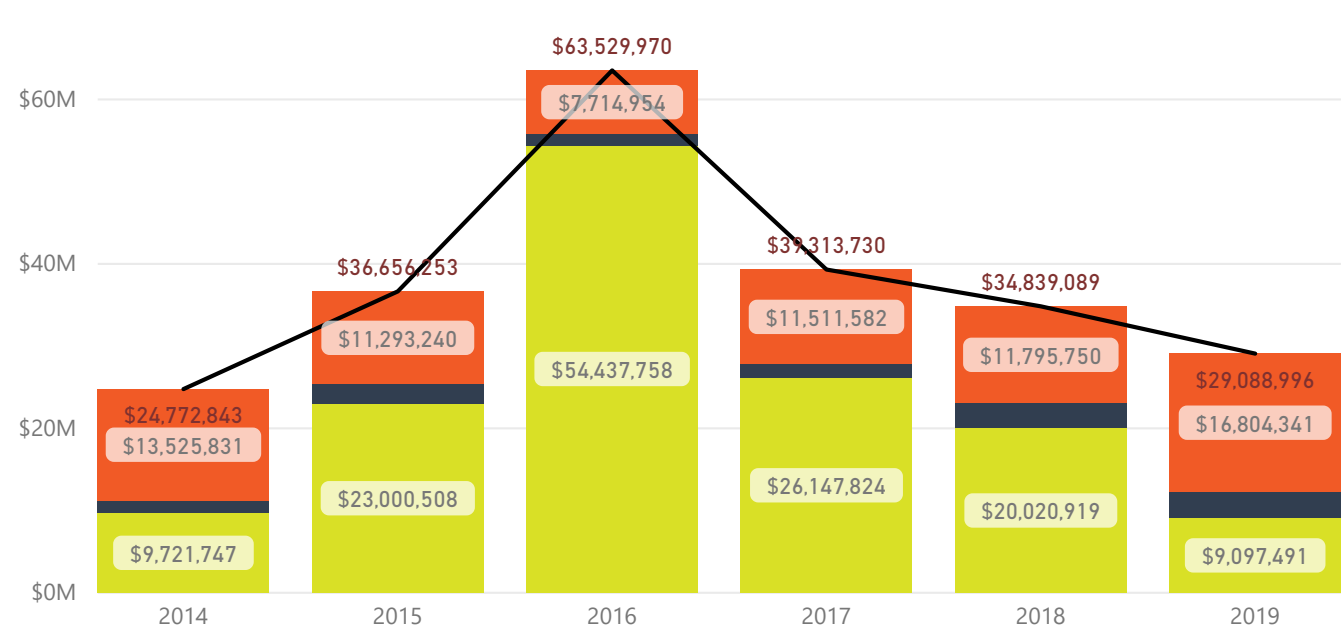
NEW BUILDING PERMITS

Permit-Type ● Commercial Construction ● Renovation & Additions ● Residential Construction ● Count of Permit



NEW BUILDING VALUATIONS

Permit-Type ● Commercial Construction ● Renovation & Additions ● Residential Construction ● Valuation

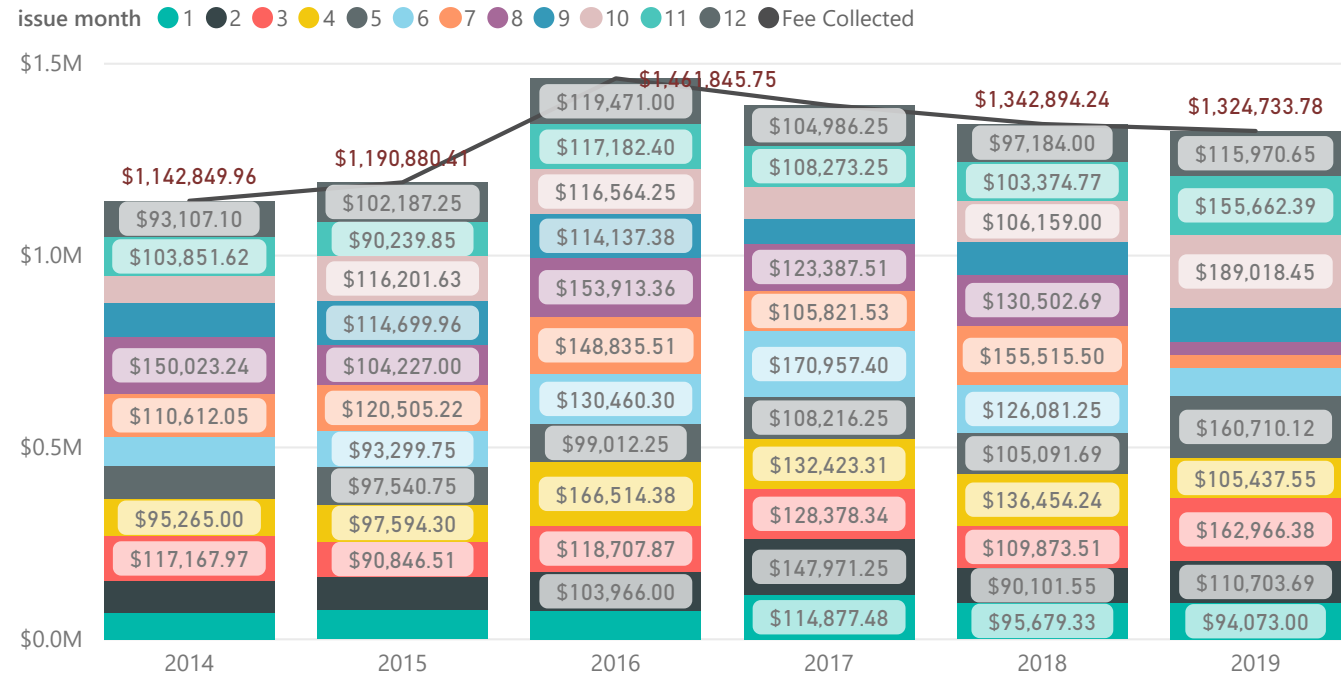


BUILDING PERMIT (NEW CONSTRUCTION) - CHARTS - PERMITS, FEES, VALUATION - YEAR TO DATE

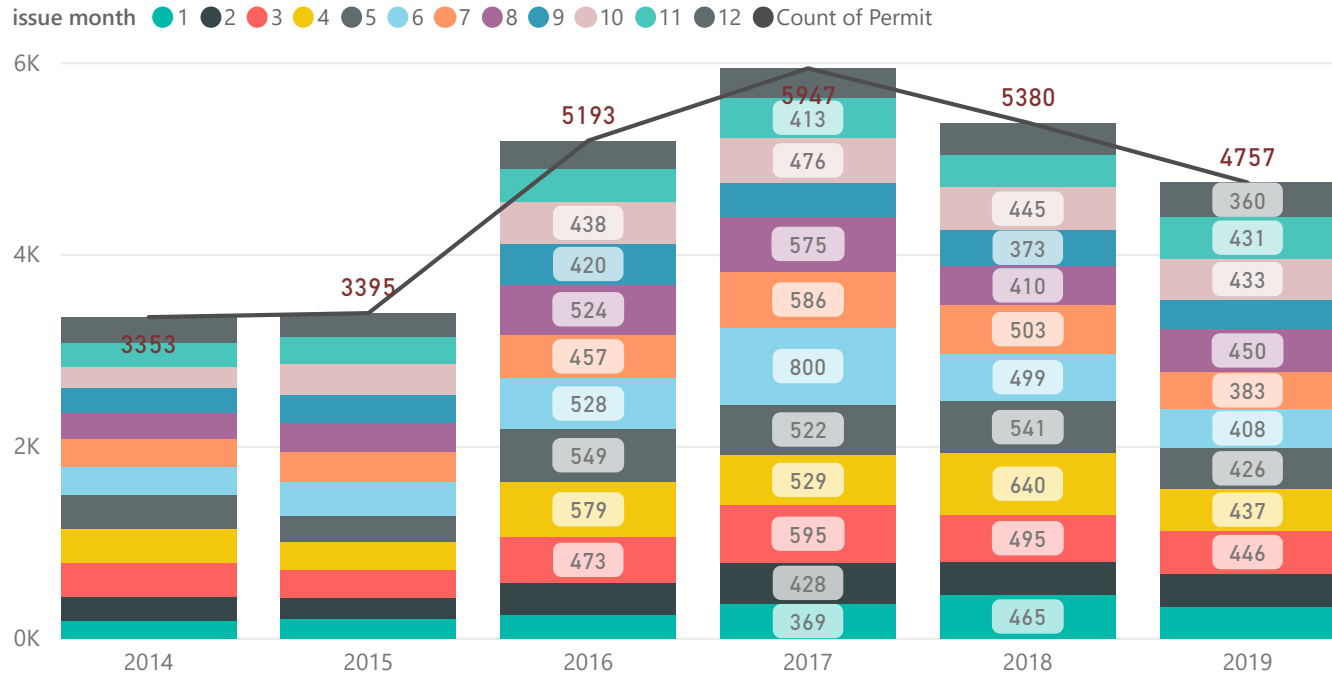
1 12

Permit-Type	Average of Fee Collected	Average of Valuation
Commercial Construction	\$1,409.46	\$882,667.39
Renovation & Additions	\$75.88	\$14,292.03
Residential Construction	\$414.98	\$113,810.04
Total	\$278.48	\$100,323.54

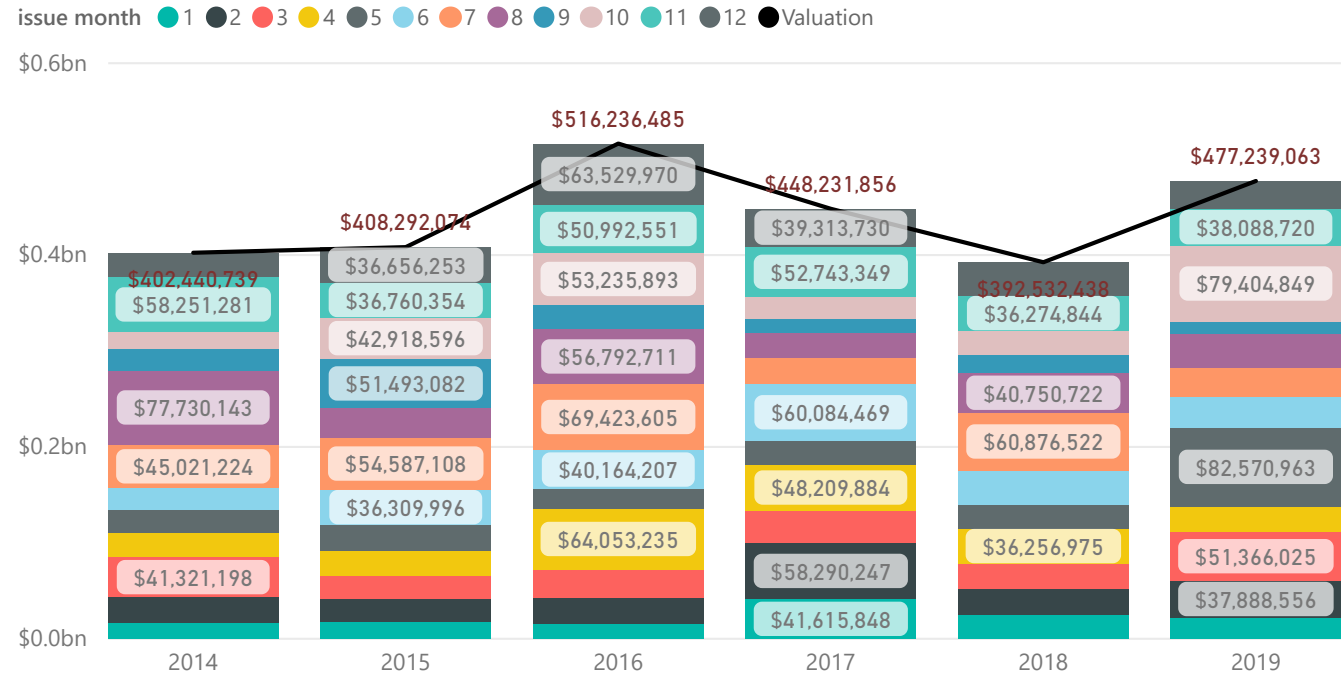
NEW BUILDING PERMIT FEES



NEW BUILDING PERMITS



NEW BUILDING VALUATIONS



Professional Permits

CalendarYear issue month

RIGHT-OF-WAY (ROW)

Type	Permit Description	Permits	Fee Collected
500	RES DRIVEWAY & SIDEWALK	118	\$5,900.00
500P	*PENALTY - RES DRIVEWAY & SIDEWALK	1	\$100.00
501	COMM DRIVEWAY & SIDEWALK	3	\$550.00
502	RES IRRIGATION ROW	20	\$1,000.00
503	COMM IRRIGATION ROW	3	\$750.00
511	STREET CUT R.O.W. ENG	64	\$0.00
511B	STREET CUT R.O.W. BLDG	10	\$3,800.00
Total		219	\$12,100.00

DEMOLITIONS

Type	Permit Description	Permits	Fee Collected
645	DEMO SINGLE FAM ATCH/DETACH	4	\$200.00
649	DEMO COMMERCIAL BLDG	7	\$350.00
Total		11	\$550.00

ELECTRICAL

Type	Permit Description	Permits	Fee Collected
700	EL-TEMPORARY	13	\$676.00
701	EL-RESIDENTIAL	179	\$18,781.50
702	EL-COMMERCIAL	31	\$4,263.00
703	EL-RECON/RELOCATE	13	\$475.00
705	EL-METER UPGRADE	6	\$338.00
Total		242	\$24,533.50

PLUMBING

Type	Permit Description	Permits	Fee Collected
800	PL-RESIDENTIAL	139	\$17,996.00
800P	*PENALTY - PL-RESIDENTIAL	1	\$102.00
801	PL-COMMERCIAL	25	\$2,166.00
802	PL-NATURAL GAS	1	\$56.00
804	PL-IRRIGATION RESIDENTIAL	32	\$2,125.00
805	PL-IRRIGATION COMMERCIAL	15	\$425.00
Total		213	\$22,870.00

MECHANICAL

Type	Permit Description	Permits	Fee Collected
900	ML-RESIDENTIAL	111	\$12,284.00
901	ML-COMMERCIAL	18	\$2,486.00
Total		129	\$14,770.00

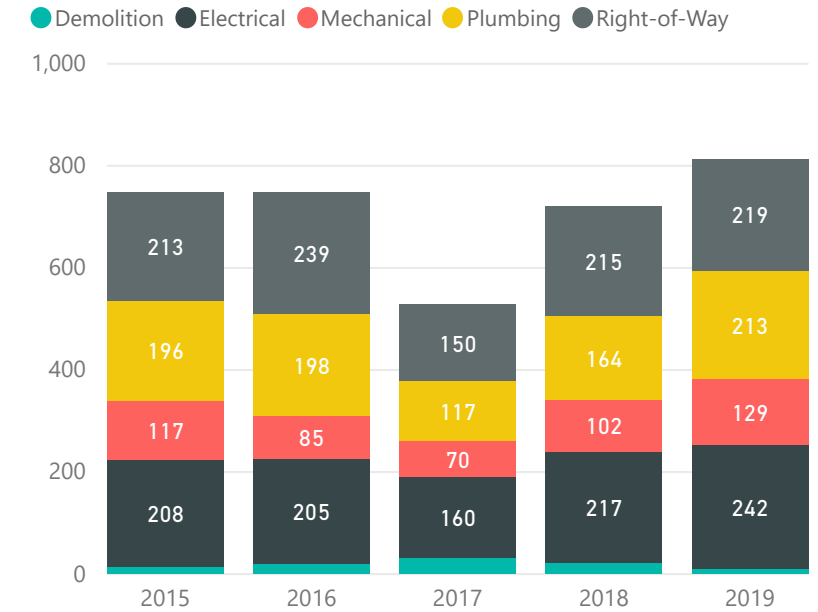
PROFESSIONAL PERMITS (BY MONTH)

Month	CalendarYear	Count of Permit	Fee Collected
December	2017	528	\$52,970.50
December	2018	721	\$71,858.50
December	2019	814	\$74,823.50

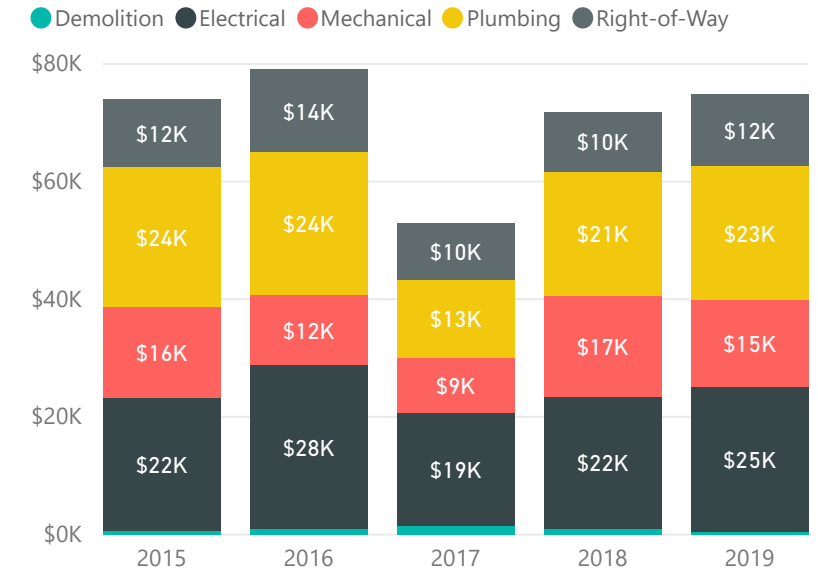
PROFESSIONAL PERMITS (YEAR TO DATE)

CalendarYear	Count of Permit	Fee Collected
2017	9559	\$1,013,691.88
2018	9596	\$969,717.50
2019	11223	\$1,116,191.35

Professional Permits by Year for this Month



Professional Permit Fees Collected by Year for this Month



issue ...



Other Permits & Totals

CalendarYear issue month

VENDOR

Type	Permit Description	Permits	Fee Collected
970	VNDR 6WK PERMIT/ OWN PROPERTY	1	\$100.00
977	VNDR SEA PERMIT/ ALL SAINTS DA	1	\$50.00
978	VNDR SEA PERMIT/ CHRISTMAS	3	\$150.00
Total		5	\$300.00

OTHER

Type	Permit Description	Permits	Fee Collected
328	SIGN PERMIT	28	\$2,300.40
332	TOWER PERMIT	3	\$355.00
915	NEW BUSINESS	29	\$1,250.00
920	NEIGHBORHOOD ENPOWERMENT ZNE R	2	\$200.00
941	SW POOL CONTRACTOR REG/RENEWAL	1	\$50.00
960	AMUSEMENT PERMIT	10	\$490,140.00
985	GARAGE SALE PERMIT	212	\$3,735.00
BCOM	BUILDING COMPLAINT	36	\$0.00
Total		321	\$498,030.40

OTHER PERMITS (BY MONTH)

Month	CalendarYear	Count of Permit	Fee Collected
December	2017	265	\$132,799.61
December	2018	291	\$147,801.38
December	2019	326	\$498,330.40

OTHER PERMITS (YEAR TO DATE)

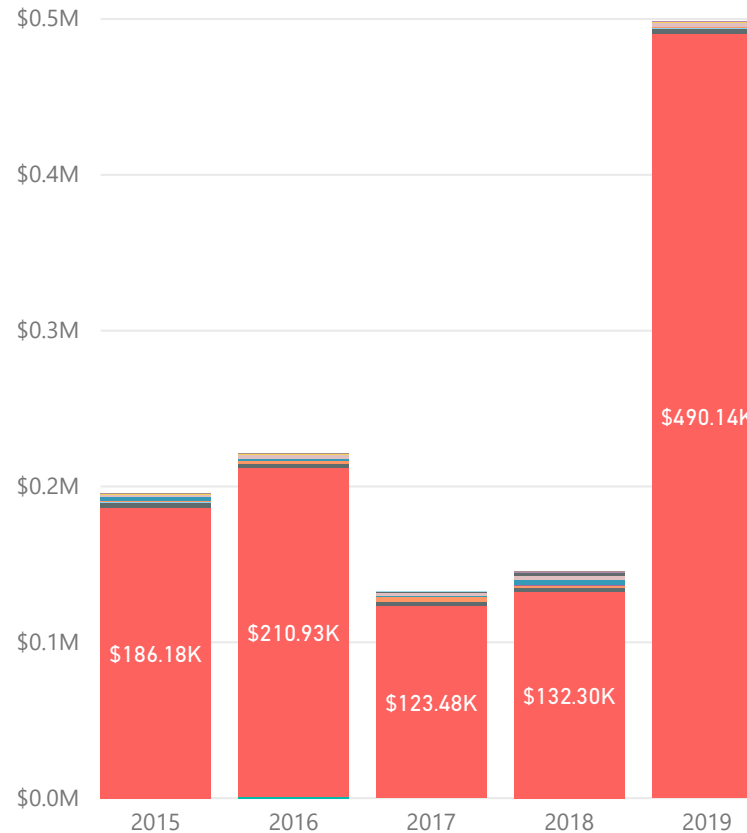
CalendarYear	Count of Permit	Fee Collected	ValueNum
2017	5801	\$3,522,533.62	\$7,422,065
2018	5214	\$3,851,275.87	\$13,889,786
2019	5101	\$3,576,119.30	\$9,340,666

issue ...

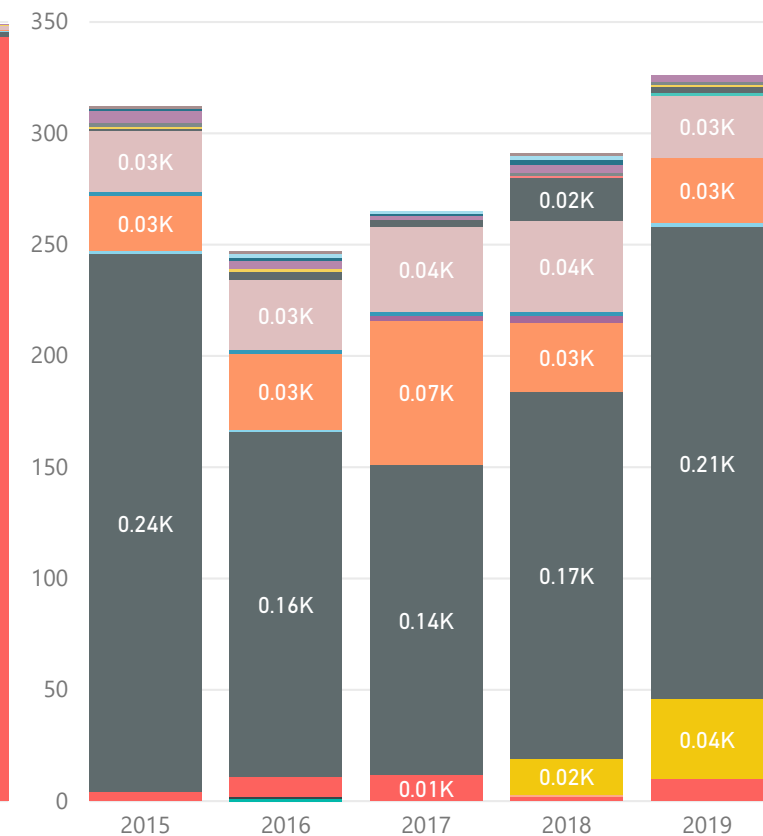


Other Permit Fees for Month

- *PENALTY - PRKNG/PAVING
- *PENALTY - SIGN PERMIT
- AMUSEMENT PERMIT
- BP CO INSPECTION
- BUILDING COMPLAINT
- GARAGE SALE PERMIT
- NEIGHBORHOOD ENPOWERM...
- NEW BUSINESS
- PORTABLE BUILDING
- PRKNG/PAVING
- SIGN PERMIT
- SW POOL CONTRACTOR REG/...
- TOWER PERMIT
- VNDR 6WK PERMIT/ OTHER P...
- VNDR 6WK PERMIT/ OWN PR...
- VNDR SEA PERMIT/ ALL SAI...



Other Permit Count for Month



TOTAL PERMIT CHARTS - PERMITS, FEES, VALUATION - MONTH

issue month

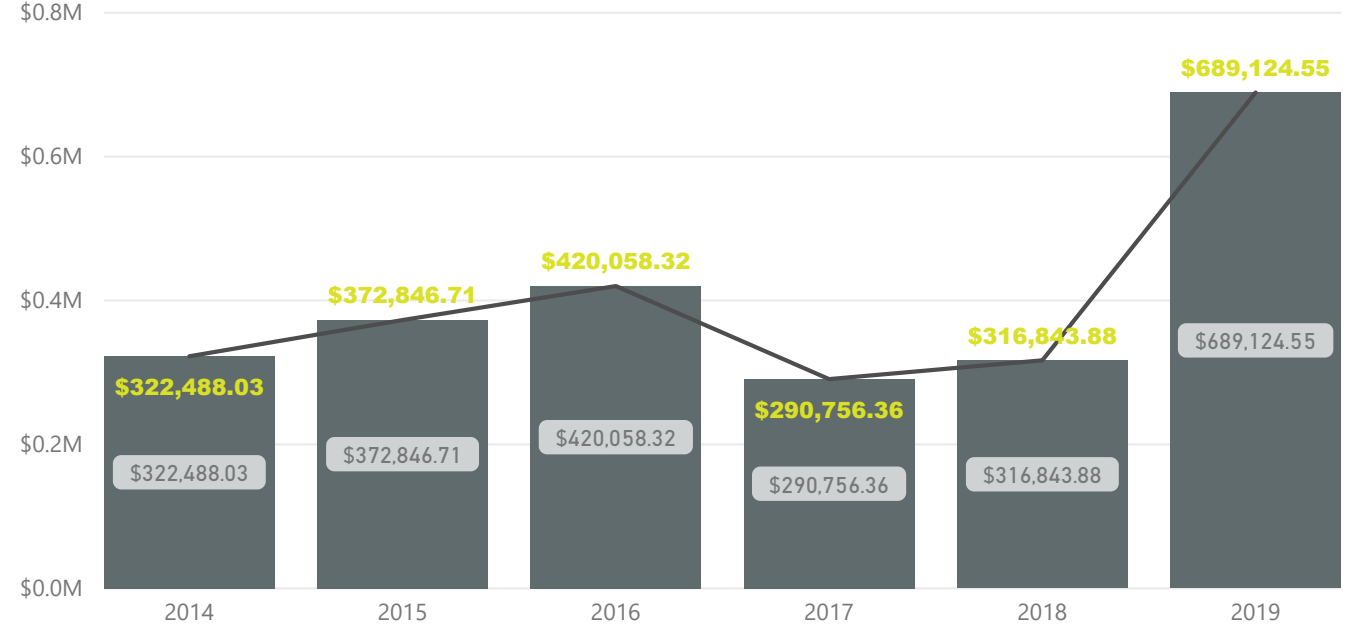
12

TOTAL PERMITS (BY MONTH)

Month	Calendar Year	Permits	Fees Collected	Valuation
December	2017	1102	\$290,756.36	\$39,477,531
December	2018	1343	\$316,843.88	\$36,291,089
December	2019	1500	\$689,124.55	\$29,129,496

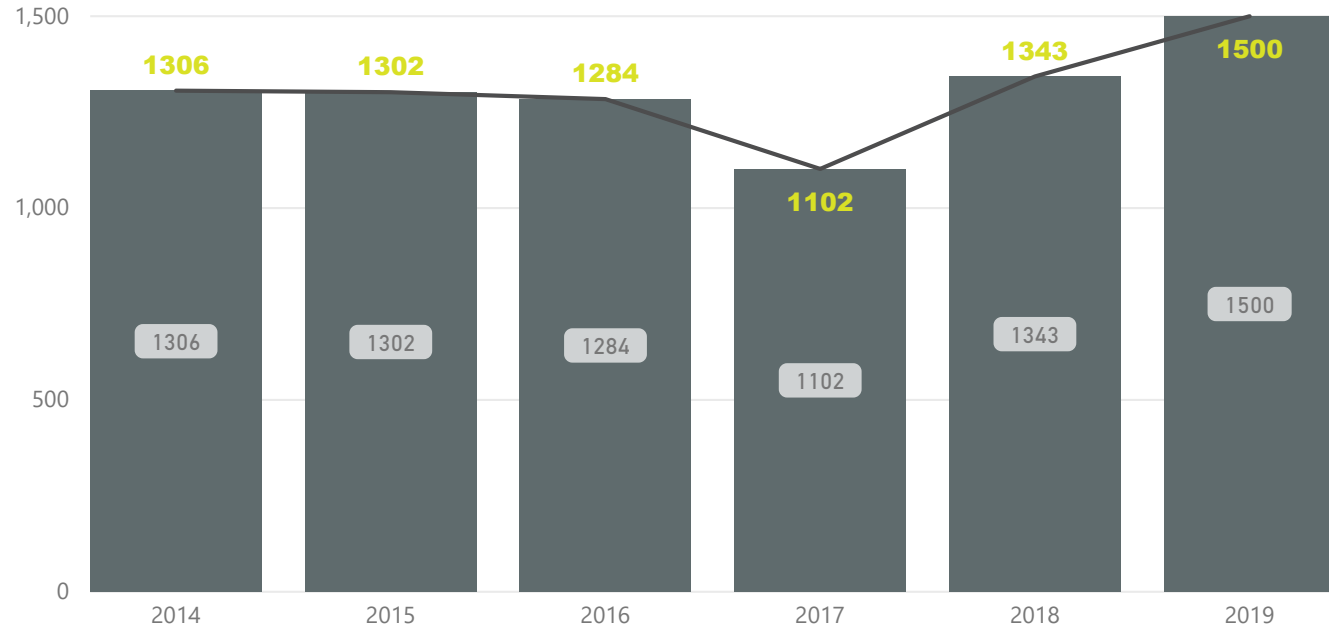
TOTAL PERMIT FEES

issue month ● 12 ● Fee Collected



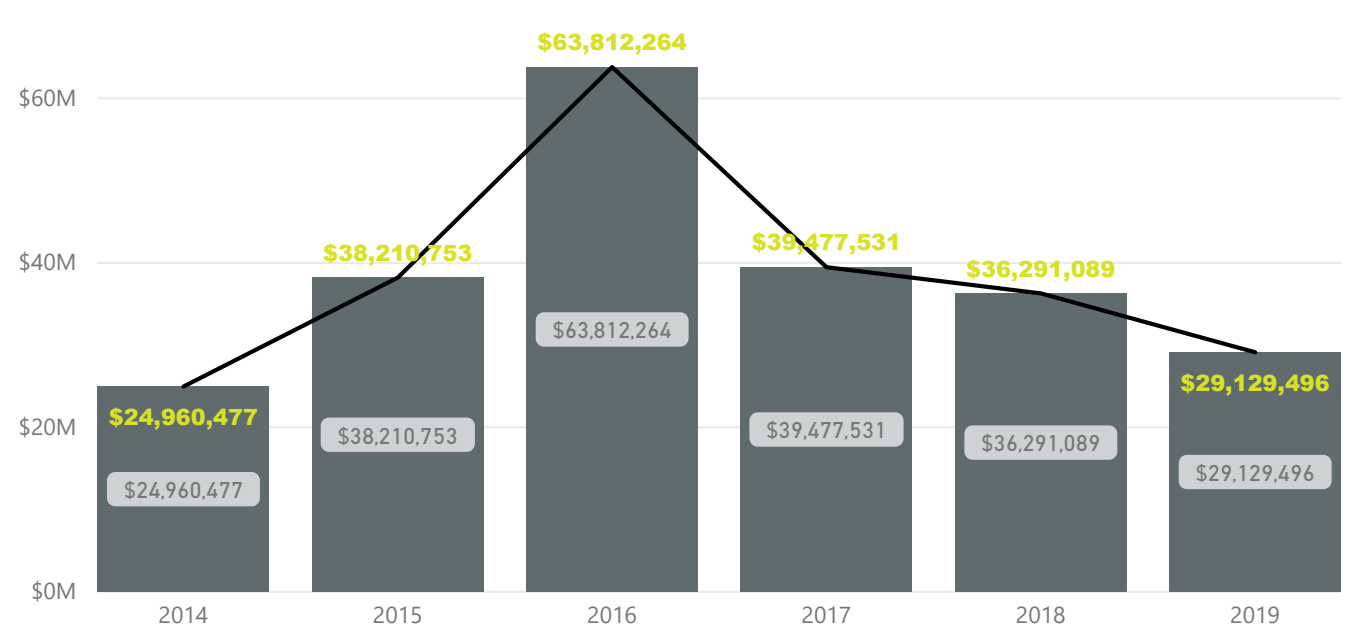
TOTAL PERMITS

issue month ● 12 ● Count of Permit



TOTAL VALUATIONS

issue month ● 12 ● Valuation



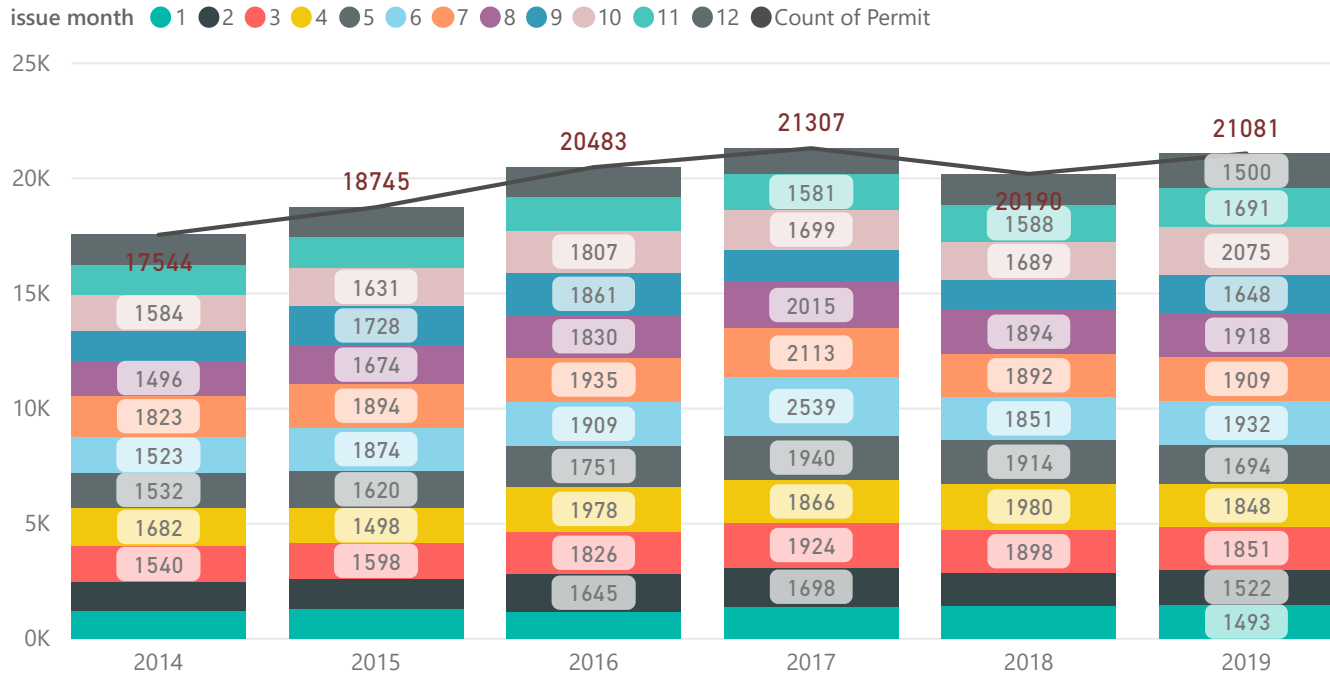
TOTAL PERMIT CHARTS - PERMITS, FEES, VALUATION - YEAR TO DATE

1 12

TOTAL PERMITS (YEAR TO DATE)

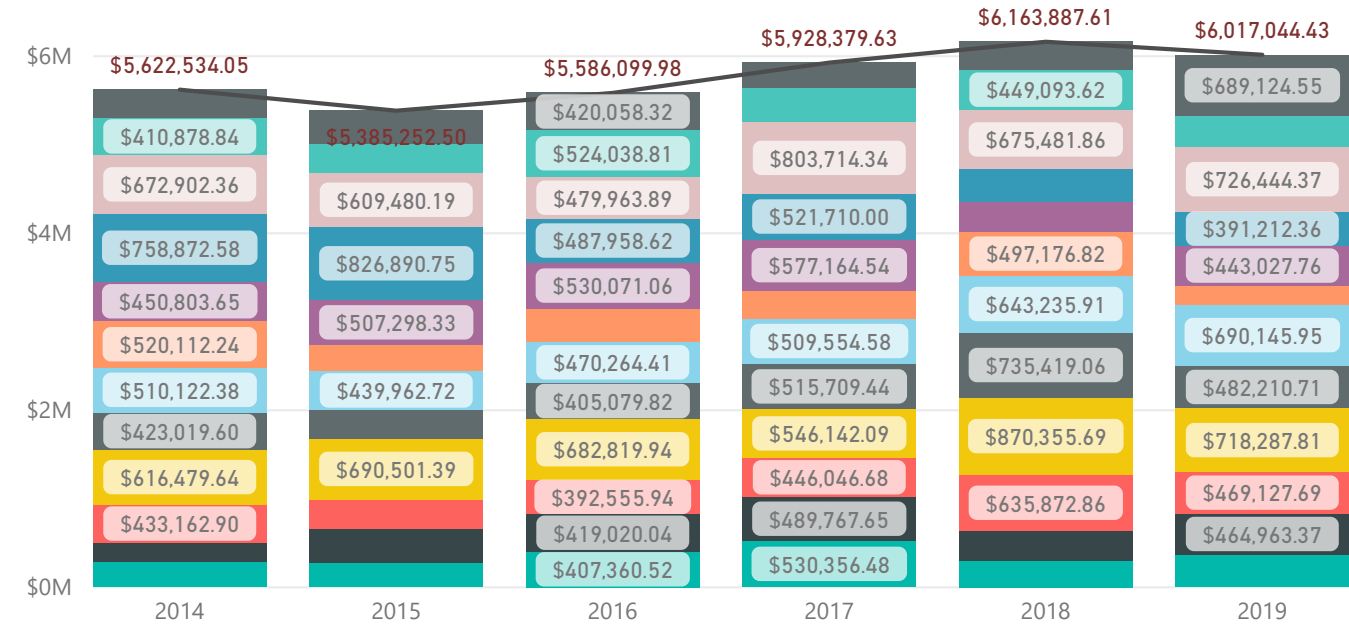
Calendar Year	Permits	Fees Collected	Valuation
2017	21307	\$5,928,379.63	\$455,653,921
2018	20190	\$6,163,887.61	\$406,422,224
2019	21081	\$6,017,044.43	\$486,579,729

TOTAL PERMITS



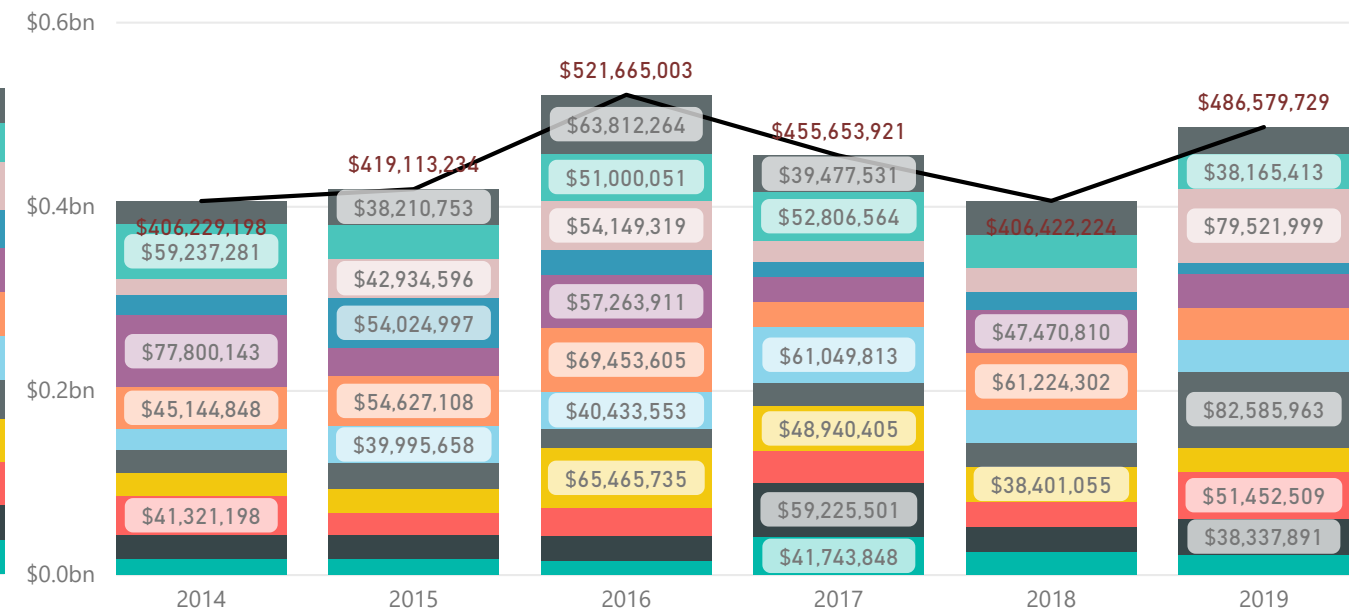
TOTAL PERMIT FEES

issue month 1 2 3 4 5 6 7 8 9 10 11 12 ● Fee Collected



TOTAL VALUATIONS

issue month 1 2 3 4 5 6 7 8 9 10 11 12 ● Valuation



Top Projects (Valuation over 500K)

CalendarYear issue month

ValueNum	Permit	Permit Description	issue date	AppAddress	NameOwner	NameContractor	NameSubcontractor
\$2,000,000	19-00003941	STORES & RETAIL	12/18/2019	10718 INTERNATIONAL BLVD	SAN ISIDRO SOUTHEAST LOOP LTD	TBD	TBD
\$2,000,000	19-00014541	OFFICES, BANKS	12/17/2019	1406 JACAMAN RD	MERLIN JACAMAN INVESTMENTS LLC	COBALT CONSTRUCTION	COBALT CONSTRUCTION
\$1,500,000	19-00011840	INDUSTRIAL / WAREHOUSE	12/2/2019	313 CROSSROADS ST	SANTOS ALFONSO E	SAVO, L.C.	SAVO, L.C.
\$1,100,000	19-00012886	INDUSTRIAL / WAREHOUSE	12/27/2019	702 UNION PACIFIC BLVD	MONE FORWARDING LC	JOSE A MOUNETON	JOSE A MOUNETON
\$1,000,000	19-00011135	5 OR MORE FAMILY BLDG	12/13/2019	9919 HOSPITALITY DR	0	BARRERA ARTEMIO	BARRERA ARTEMIO
\$790,000	19-00013959	COMMERCIAL-SHELL ONLY	12/23/2019	7613 ROCIO DR	SAGO INVESTMENTS INC	QUANTUM CONSTRUCTION	QUANTUM CONSTRUCTION
\$730,000	19-00011136	5 OR MORE FAMILY BLDG	12/13/2019	9919 HOSPITALITY DR	0	BARRERA ARTEMIO	BARRERA ARTEMIO
\$730,000	19-00011137	5 OR MORE FAMILY BLDG	12/13/2019	9919 HOSPITALITY DR	0	BARRERA ARTEMIO	BARRERA ARTEMIO
\$520,898	19-00010188	RES REMODEL 2001 + sqft	12/11/2019	8502 MANGRUM CT	RICHER ERMILO III & WF LIZA	IRON WOOD HOMES	IRON WOOD HOMES
\$10,370,898							

MultiFamily Projects

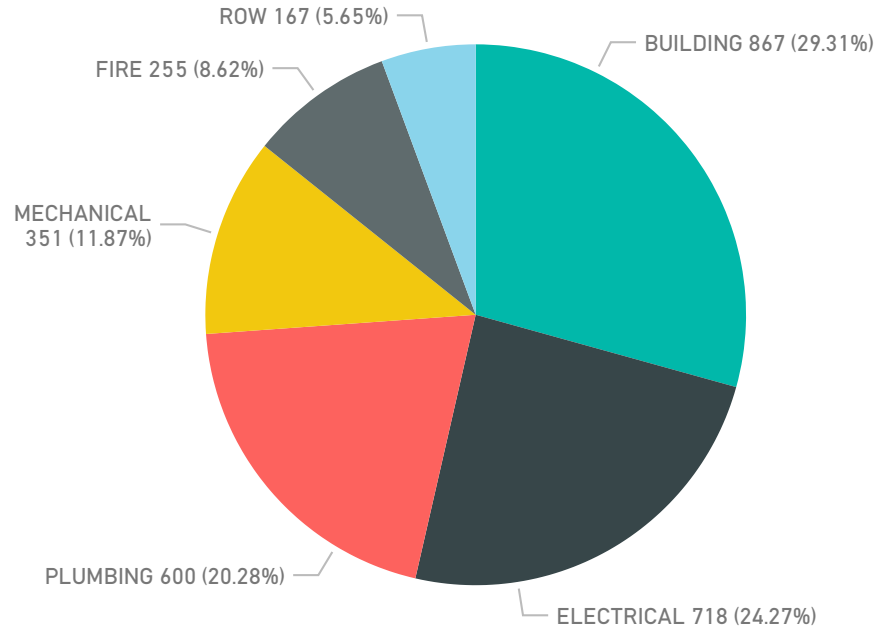
CalendarYear issue month

ValueNum	Permit	Permit Description	issue date	AppAddress	NameOwner	NameContractor	NameSubcontractor
\$0	19-00011239	2 FAMILY BLDG DUPLEX	12/9/2019	3801 SAN EDUARDO AVE	GUEVARA-TORRES FRANCISCO JAVIE	FRANCISCO RAMIREZ	FRANCISCO RAMIREZ
\$162,756	19-00002390	5 OR MORE FAMILY BLDG	12/26/2019	7219 ROCIO DR	EFECE PROPERTIES LLC	LEGNO CONTEMPORARY CONTRUCTION	LEGNO CONTEMPORARY CONTRUCTION
\$162,756	19-00002392	5 OR MORE FAMILY BLDG	12/26/2019	7219 ROCIO DR	EFECE PROPERTIES LLC	LEGNO CONTEMPORARY CONTRUCTION	LEGNO CONTEMPORARY CONTRUCTION
\$162,756	19-00002395	5 OR MORE FAMILY BLDG	12/26/2019	7219 ROCIO DR	EFECE PROPERTIES LLC	LEGNO CONTEMPORARY CONTRUCTION	LEGNO CONTEMPORARY CONTRUCTION
\$163,733	19-00002396	5 OR MORE FAMILY BLDG	12/26/2019	7219 ROCIO DR	EFECE PROPERTIES LLC	LEGNO CONTEMPORARY CONTRUCTION	LEGNO CONTEMPORARY CONTRUCTION
\$163,733	19-00002397	5 OR MORE FAMILY BLDG	12/26/2019	7219 ROCIO DR	EFECE PROPERTIES LLC	LEGNO CONTEMPORARY CONTRUCTION	LEGNO CONTEMPORARY CONTRUCTION
\$163,733	19-00002399	5 OR MORE FAMILY BLDG	12/26/2019	7219 ROCIO DR	EFECE PROPERTIES LLC	LEGNO CONTEMPORARY CONTRUCTION	LEGNO CONTEMPORARY CONTRUCTION
\$163,733	19-00002401	5 OR MORE FAMILY BLDG	12/26/2019	7219 ROCIO DR	EFECE PROPERTIES LLC	LEGNO CONTEMPORARY CONTRUCTION	LEGNO CONTEMPORARY CONTRUCTION
\$163,733	19-00002426	5 OR MORE FAMILY BLDG	12/26/2019	7219 ROCIO DR	EFECE PROPERTIES LLC	LEGNO CONTEMPORARY CONTRUCTION	LEGNO CONTEMPORARY CONTRUCTION
\$163,733	19-00002427	5 OR MORE FAMILY BLDG	12/26/2019	7219 ROCIO DR	EFECE PROPERTIES LLC	LEGNO CONTEMPORARY CONTRUCTION	LEGNO CONTEMPORARY CONTRUCTION
\$163,733	19-00002428	5 OR MORE FAMILY BLDG	12/26/2019	7219 ROCIO DR	EFECE PROPERTIES LLC	LEGNO CONTEMPORARY CONTRUCTION	LEGNO CONTEMPORARY CONTRUCTION
\$1,000,000	19-00011135	5 OR MORE FAMILY BLDG	12/13/2019	9919 HOSPITALITY DR	0	BARRERA ARTEMIO	BARRERA ARTEMIO
\$730,000	19-00011136	5 OR MORE FAMILY BLDG	12/13/2019	9919 HOSPITALITY DR	0	BARRERA ARTEMIO	BARRERA ARTEMIO
\$730,000	19-00011137	5 OR MORE FAMILY BLDG	12/13/2019	9919 HOSPITALITY DR	0	BARRERA ARTEMIO	BARRERA ARTEMIO
\$4,094,399							

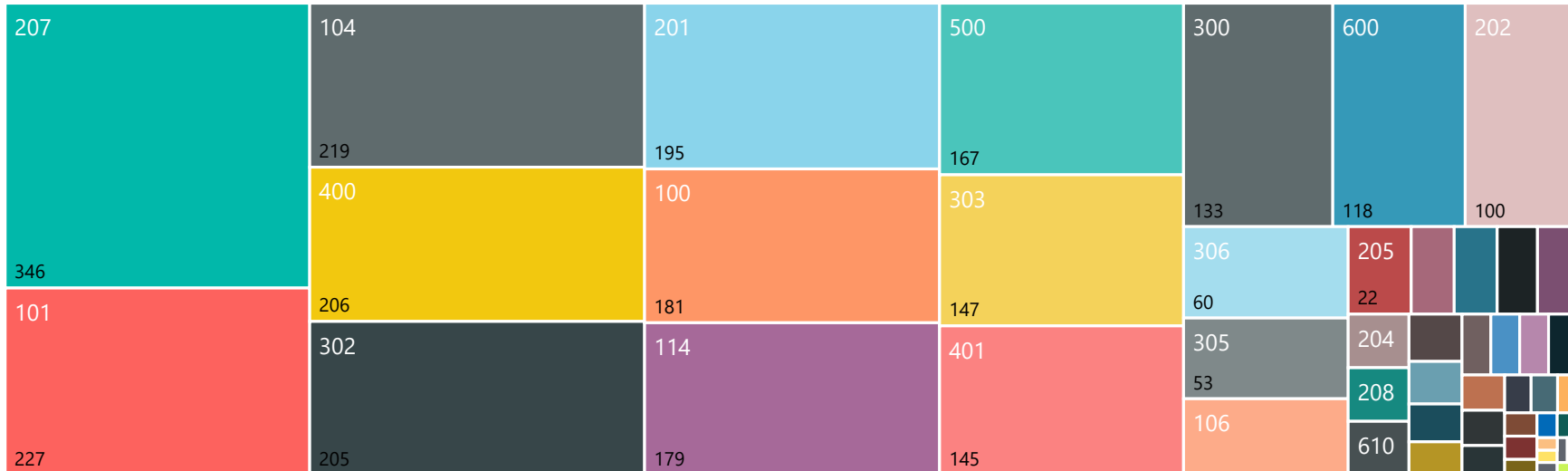
Inspections

Month
 Year

Count of PermitNumber by GroupType



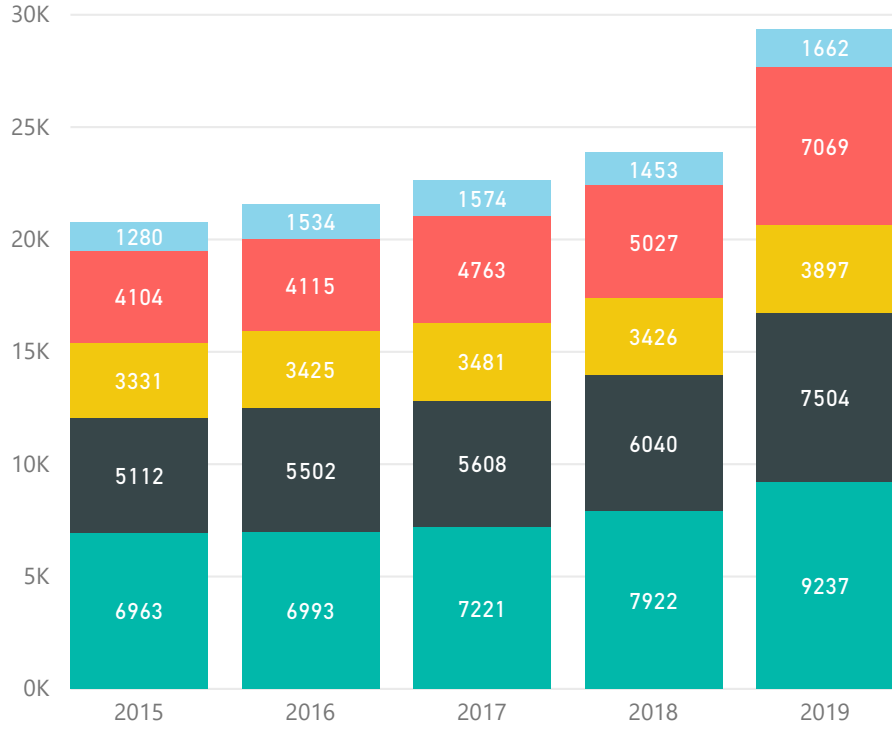
Count of PermitNumber by InspectionCode



InspectionCode	First Inspection Type	Count of PermitNumber
	FAFS (FIRE ONLY)	7
100	FOUNDATION	181
101	FRAMING	227
104	BUILDING FINAL	219
105	FOOTING	1
106	INVESTIGATION INSPECTION	50
107	POOL REINFORCING INSPECTI	10
114	INSULATION	179
200	T-POLE	14
201	EL RES. ROUGH-IN	195
202	EL-SERVICE INSPECTION	100
203	EL COMM WALL ROUGH-IN	7
204	EL COMM CEILING ROUGH-IN	13
205	EL COMM ROUGH-IN	22
206	EL PROVISIONAL	8
207	EL FINAL	346
208	EL RECONNECT	13
300	PL COVER	133
301	PL COPPER	2
302	PL ROUGH-IN	205
303	PL CSI & FINAL	147
305	PL GAS ROUGH IN	53
306	PL GAS FINAL	60
400	ML ROUGH -IN	206
401	ML FINAL	145
500	SC DRIVEWAY & SIDEWALK	167
600	FIRE INSPECTION	118
606	FIRE BEER & WINE INSP	4
608	FIRE DAYCARE OR SIMILAR I	14
610	FIRE EXPLOSIVE TRANSPORT	13
611	FIRE FOOD BOOTH INSP	15
613	FIRE FUEL LN PRESSURE TES	1
614	FIRE ALARM MODIFICATION I	3
618	FIRE HOTEL INSP	1
619	FIRE HOSPITAL OR SIMILAR	1
620	FIRE SPRINKLER HYDRSTATIC	9
624	FIRE ALARM NEW INSTALL IN	6
Total	BUILDING FINAL	2958

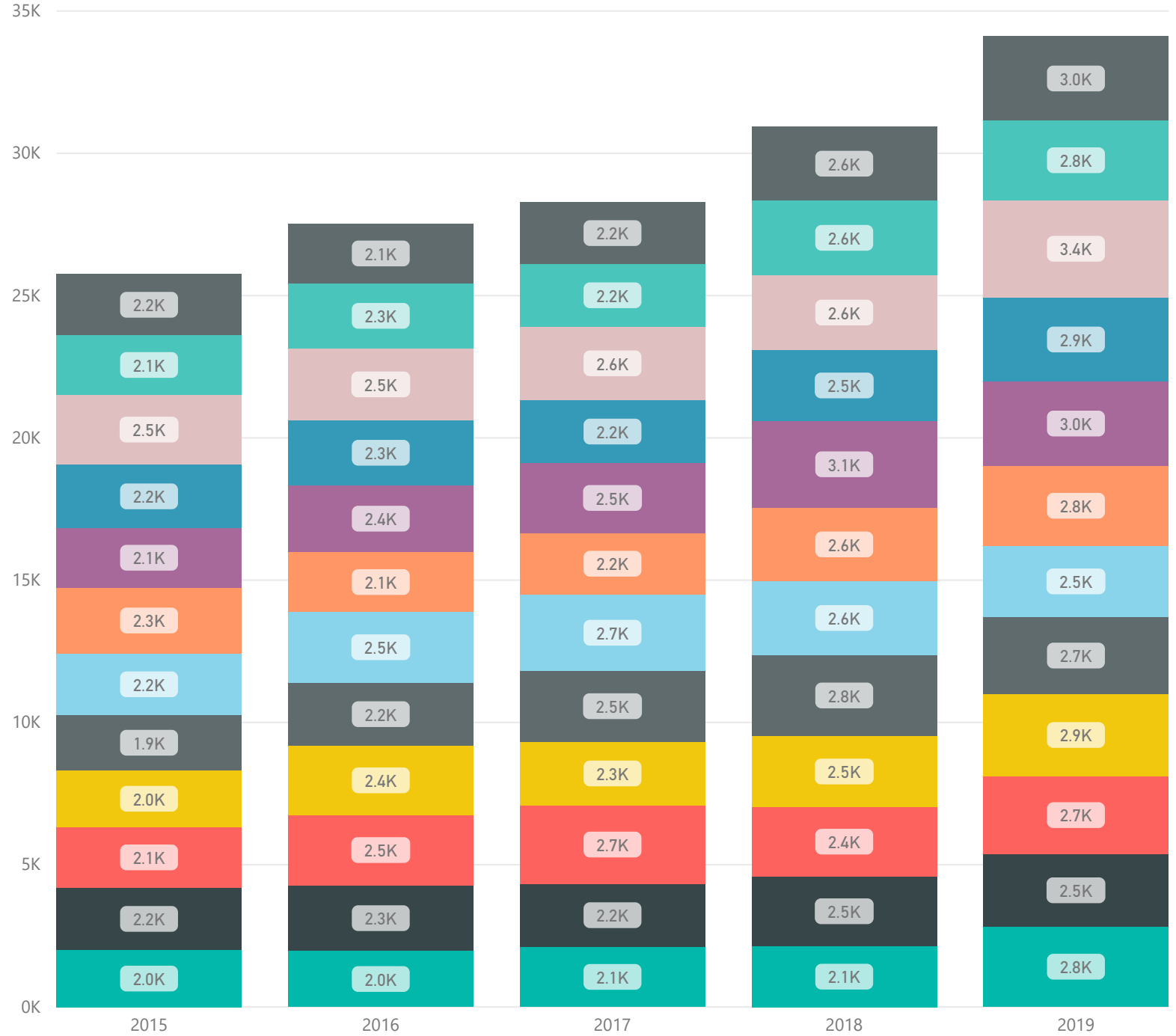
Building Inspections by Year by type

GroupType ● BUILDING ● ELECTRICAL ● MECHANICAL ● PLUMBING ● ROW



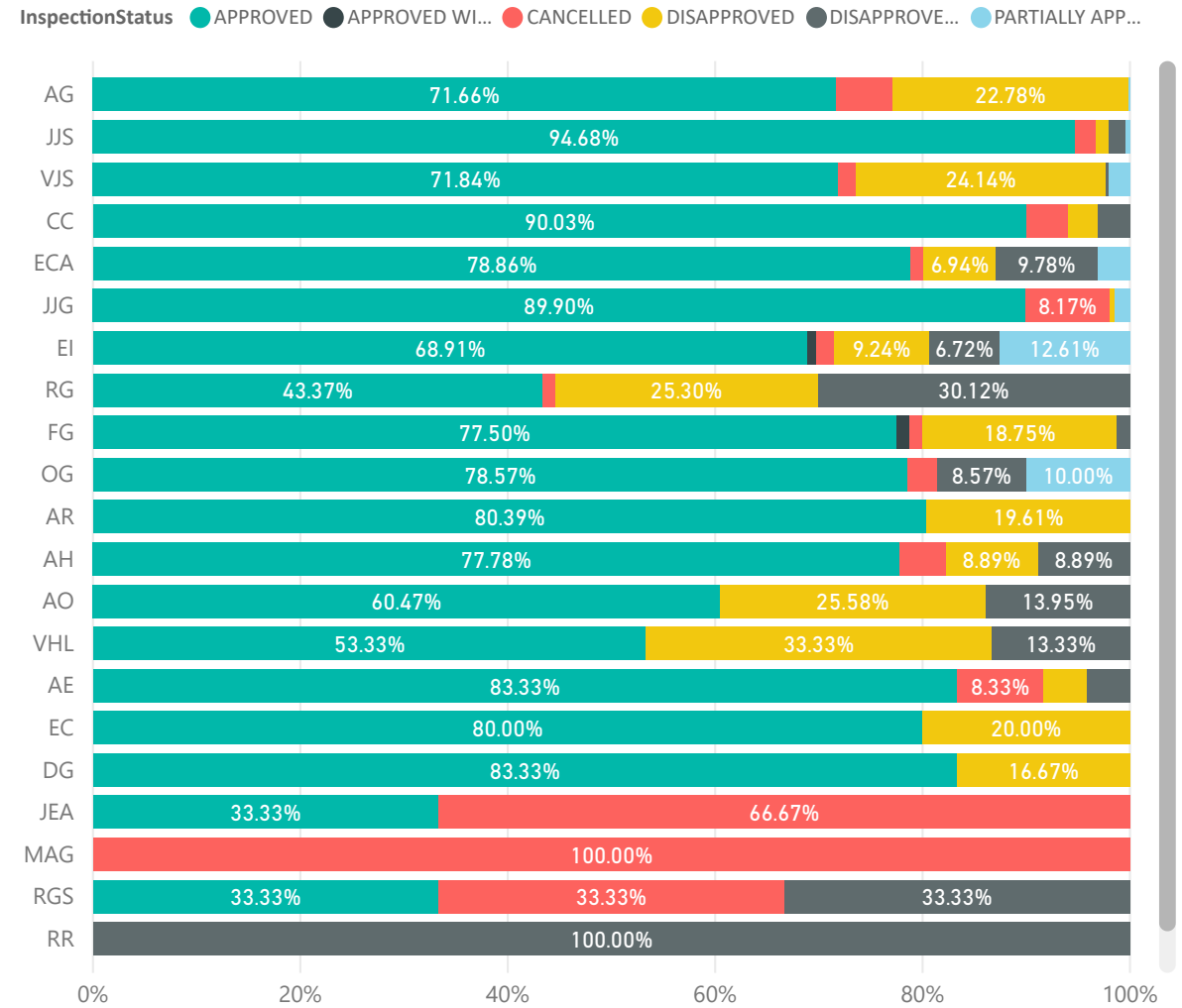
Building Inspections by Month by Year

Month ● 1 ● 2 ● 3 ● 4 ● 5 ● 6 ● 7 ● 8 ● 9 ● 10 ● 11 ● 12



Inspector	APPROVED	APPROVED WITH EXCEPT	CANCELLED	DISAPPROVED	DISAPPROVED WITH PEN	PARTIALLY APPROVED	Total
AG	541		41	172		1	755
JJS	409		9	5	7	2	432
VJS	250		6	84	1	7	348
CC	289		13	9	10		321
ECA	250		4	22	31	10	317
JJG	187		17	1		3	208
EI	82	1	2	11	8	15	119
RG	36		1	21	25		83
FG	62	1	1	15	1		80
OG	55		2		6	7	70
AR	41			10			51
AH	35		2	4	4		45
AO	26			11	6		43
VHL	16			10	4		30
AE	20		2	1	1		24
EC	12			3			15
DG	5			1			6
JEA	1		2				3
MAG			3				3
RGS	1		1		1		3
RR					1		1
TBA			1				1
Total	2318	2	107	380	106	45	2958

Count of PermitNumber by Inspector and InspectionStatus




Month

Year

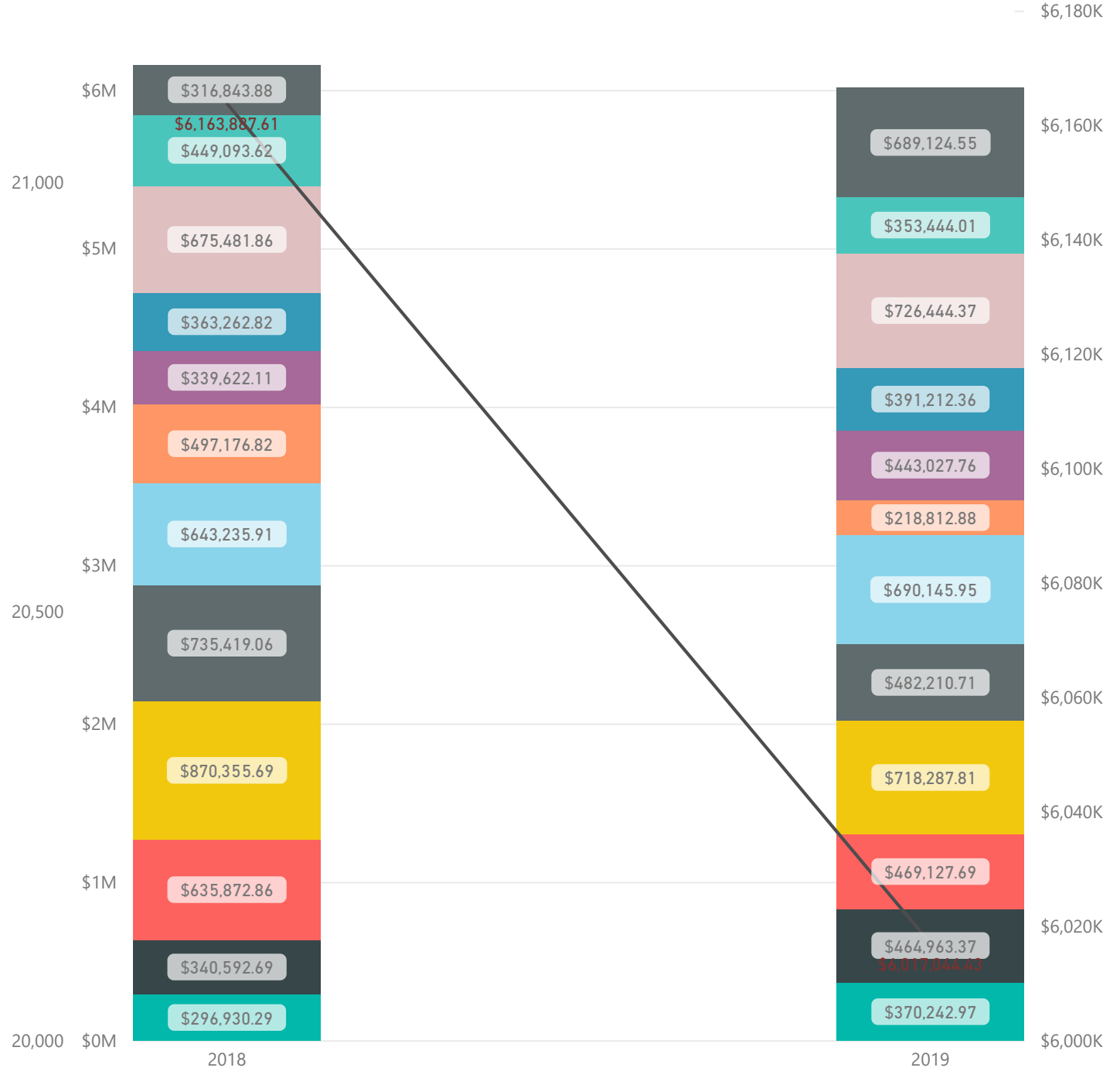
TOTAL PERMITS (COUNT) BY CALENDAR YEAR

issue month 1 2 3 4 5 6 7 8 9 10 11 12 Count of Permit



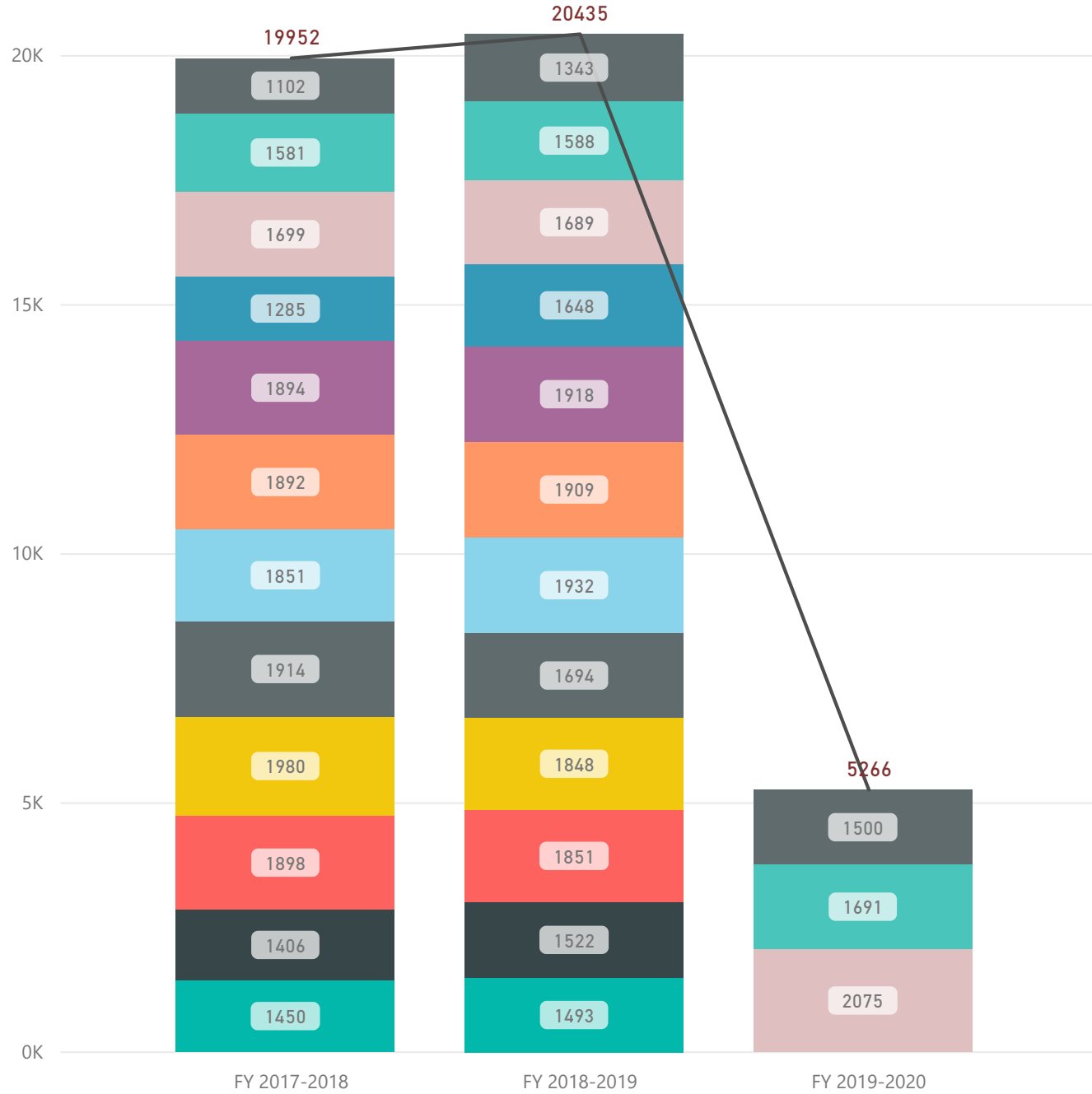
TOTAL PERMITS (FEES) BY CALENDAR YEAR

issue month 1 2 3 4 5 6 7 8 9 10 11 12 Fee Collected



TOTAL PERMITS (COUNT) BY FISCAL YEAR

issue month 1 2 3 4 5 6 7 8 9 10 11 12 Count of Permit



TOTAL PERMITS (FEES) BY FISCAL YEAR

issue month 1 2 3 4 5 6 7 8 9 10 11 12 Fee Collected

