

January 2020

2020 Monthly Permit Reports

Building Development Services
Department

1120 San Bernardo Ave
Laredo, Texas 78040

956.794.1625

Director: Arturo Garcia



Building Permits (New Construction)

CalendarYear issue month

2020 1

HOUSEKEEPING BUILDING

Type	Permit Description	Permits	Fee Collected	Valuation
101	SINGLE FAMILY DETACHED	97	\$47,789.22	\$12,208,037
103	2 FAMILY BLDG DUPLEX	1	\$508.95	\$149,292
104	3 & 4 FAMILY BLDG MULTI	1	\$756.40	\$235,200
106	REINSTALLATION PERMIT	3	\$150.00	\$0
107	INSTALLATION PERMIT	4	\$200.00	\$0
Total		106	\$49,404.57	\$12,592,529

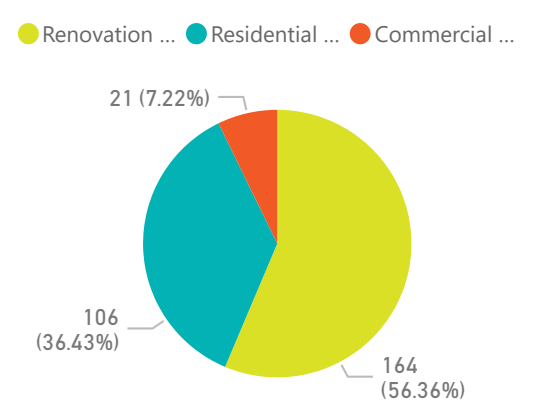
ADDITIONS, ALTERNATIONS & CONVERSION

Type	Permit Description	Permits	Fee Collected	Valuation
434	RES ATTACHED ADDITION	18	\$1,872.00	\$204,649
434P	*PENALTY - RES PORCH, CARPORT & ADDITION	2	\$256.00	\$0
435	BLOCK FENCE	25	\$1,962.00	\$68,488
435P	*PENALTY - BLOCK FENCE-REMODEL-REROOF	2	\$184.00	\$0
436	RES REROOF	51	\$4,284.00	\$497,118
436P	*PENALTY - RES REROOF	1	\$100.00	\$0
437	NON RESD & NON HOUSE KEEPING	15	\$4,734.00	\$928,016
438	RES DETACHED ADDITION	10	\$1,040.00	\$20,297
438P	*PENALTY - ADDS RES STORAGE, & PALAP	2	\$256.00	\$0
439	SWIMMING POOL - RESIDENTIAL	9	\$936.00	\$141,000
440	RES REMODEL 0 -1000 SQFT	11	\$1,000.00	\$23,151
440P	*PENALTY - RES REMODEL 0 - 1000 SQFT	1	\$128.00	\$0
441	RES REMODEL 1001 - 2000 sqft	11	\$1,000.00	\$175,164
442	RES REMODEL 2001 + sqft	6	\$785.94	\$27,623
Total		164	\$18,537.94	\$2,085,506

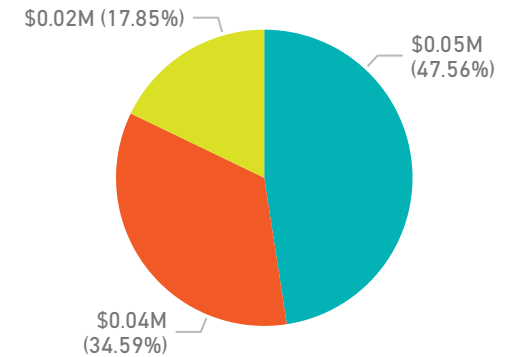
NEW NON-RESIDENTIAL BUILDING

Type	Permit Description	Permits	Fee Collected	Valuation
318	AMUSEMENT,RECEPTION, RECREATIO	1	\$177.00	\$17,500
319	CHURCHES & OTHER RELIGIOUS	2	\$5,790.00	\$2,900,000
320	INDUSTRIAL / WAREHOUSE	3	\$3,664.50	\$2,565,609
323	HOSPITAL & INSTITUTIONAL	1	\$897.00	\$218,520
324	OFFICES, BANKS	5	\$1,419.00	\$2,489,280
326	SCHOOLS & OTHER EDUCATIONAL	1	\$18,232.50	\$21,310,000
327	STORES & RETAIL	3	\$2,529.00	\$796,000
330	COMMERCIAL-SHELL ONLY	1	\$1,770.00	\$520,000
331	RESTAURANT	4	\$1,446.00	\$305,750
Total		21	\$35,925.00	\$31,122,659

Permit Count



Permit Fees Collected



BUILDING PERMITS (BY MONTH)

Month	CalendarYear	Count of Permit	Fee Collected	ValueNum
January	2018	465	\$95,679.33	\$25,208,096
January	2019	332	\$93,397.50	\$22,331,664
January	2020	291	\$103,867.51	\$45,800,694

BUILDING PERMITS (YEAR TO DATE)

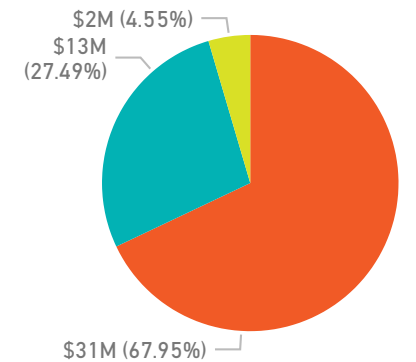
CalendarYear	Count of Permit	Fee Collected	ValueNum
2018	465	\$95,679.33	\$25,208,096
2019	332	\$93,397.50	\$22,331,664
2020	291	\$103,867.51	\$45,800,694

issue month

1 1



Valuations



BUILDING PERMIT (NEW CONSTRUCTION) - CHARTS - PERMITS, FEES, VALUATION

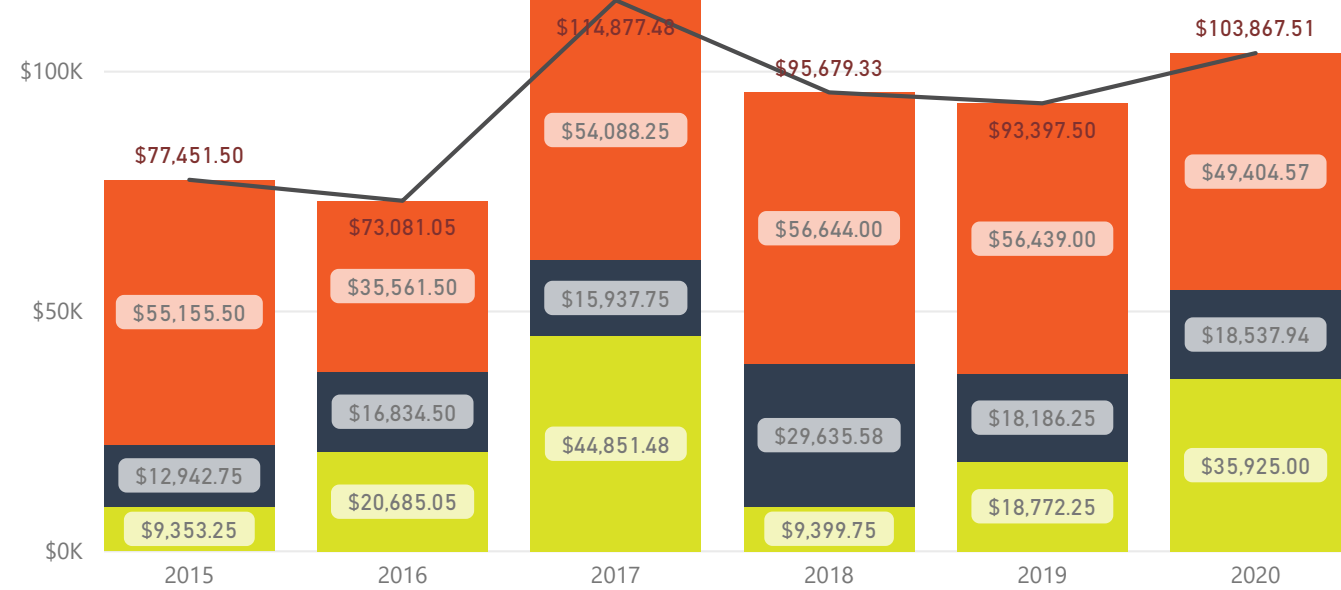
issue month

1

Permit-Type	Average of Fee Collected	Average of Valuation
Commercial Construction	\$1,710.71	\$1,482,031.38
Renovation & Additions	\$113.04	\$12,716.50
Residential Construction	\$466.08	\$118,797.44
Total	\$356.93	\$157,390.70

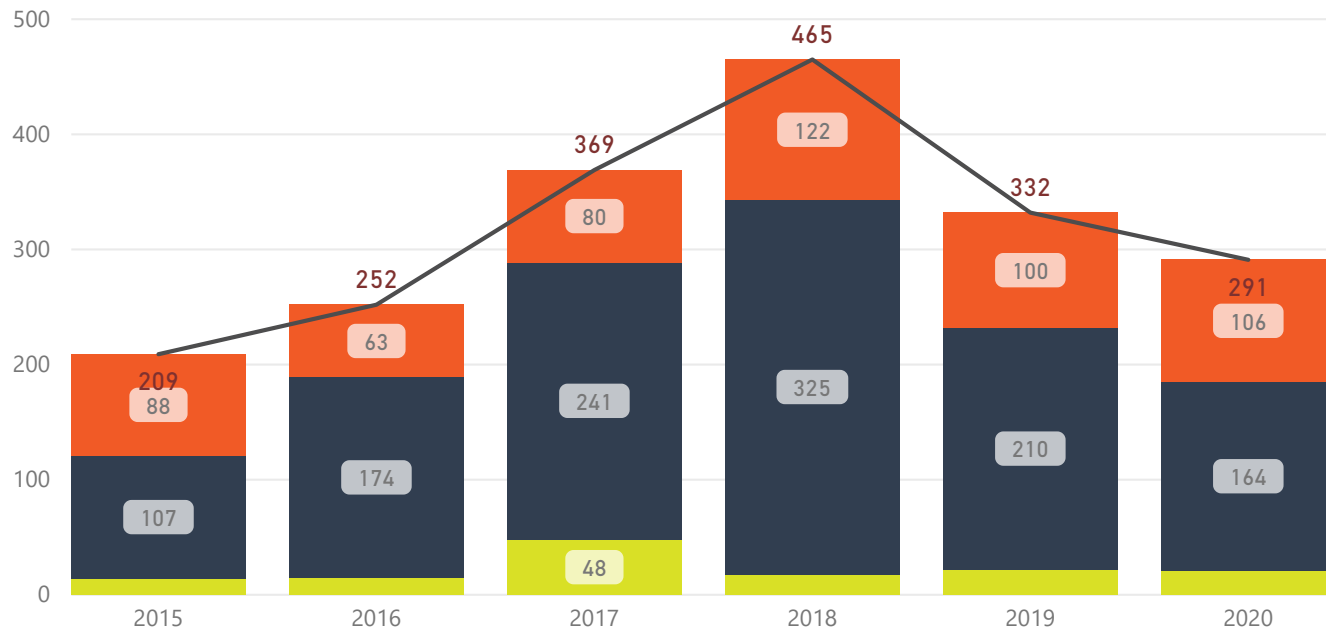
NEW BUILDING PERMIT FEES

Permit-Type ● Commercial Construction ● Renovation & Additions ● Residential Construction ● Fee Collected



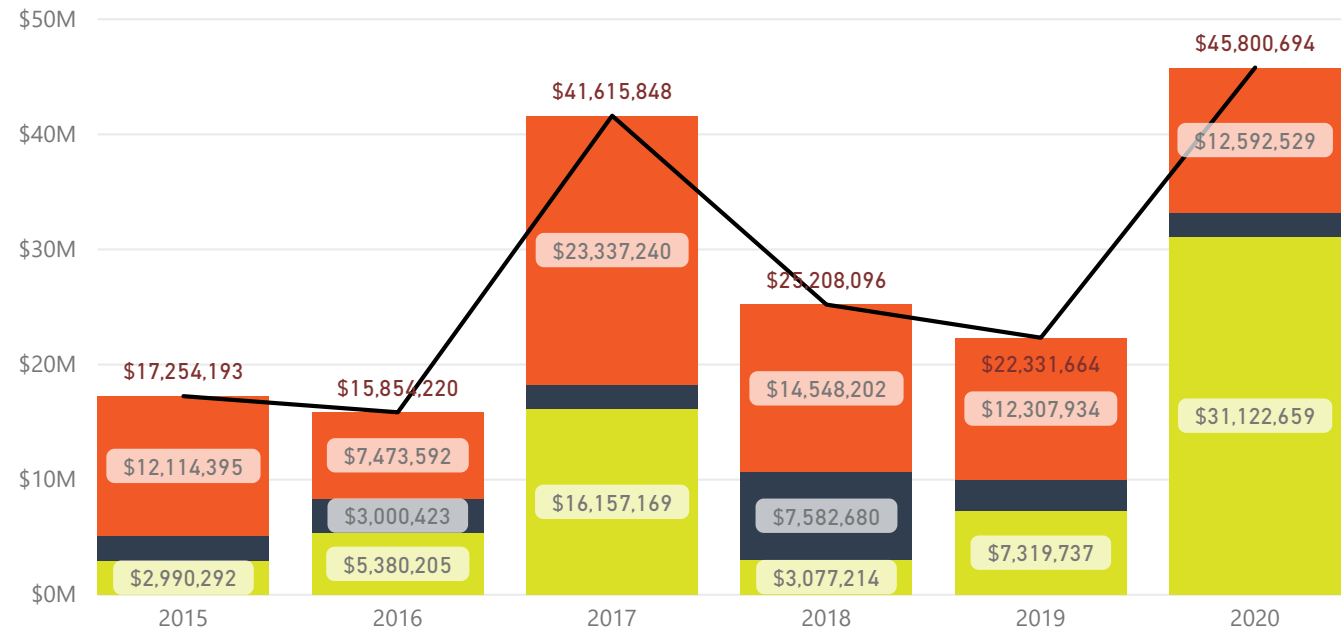
NEW BUILDING PERMITS

Permit-Type ● Commercial Construction ● Renovation & Additions ● Residential Construction ● Count of Permit



NEW BUILDING VALUATIONS

Permit-Type ● Commercial Construction ● Renovation & Additions ● Residential Construction ● Valuation



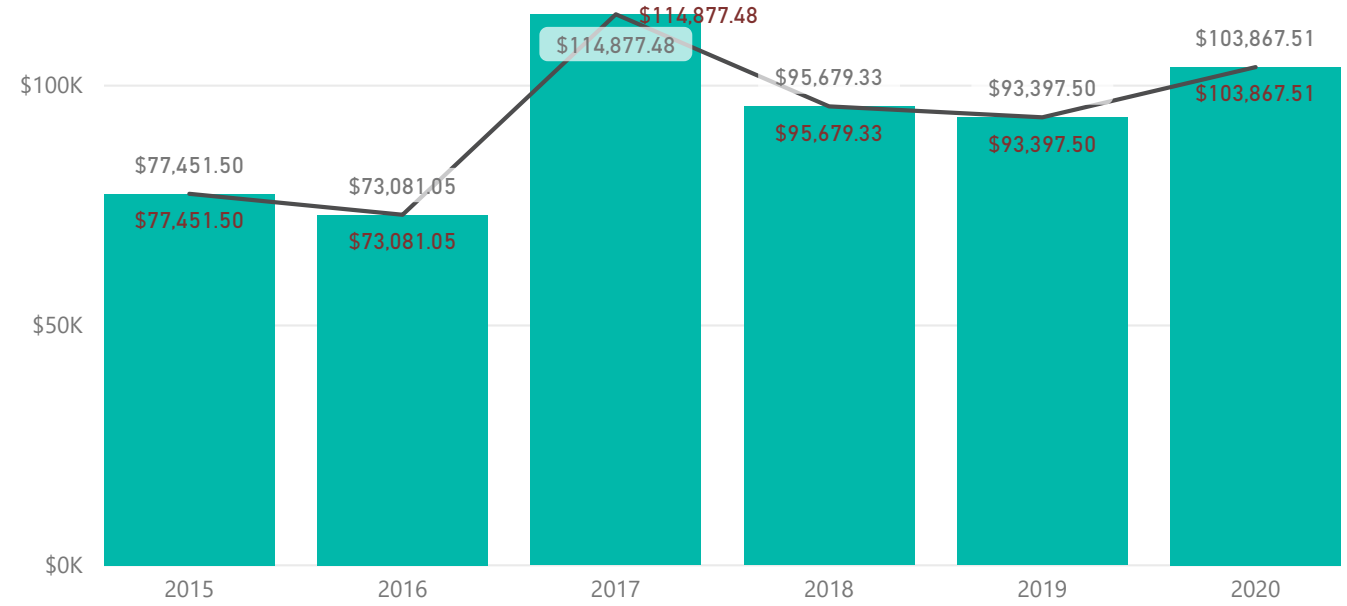
BUILDING PERMIT (NEW CONSTRUCTION) - CHARTS - PERMITS, FEES, VALUATION - YEAR TO DATE

1 1

Permit-Type	Average of Fee Collected	Average of Valuation
Commercial Construction	\$1,710.71	\$1,482,031.38
Renovation & Additions	\$113.04	\$12,716.50
Residential Construction	\$466.08	\$118,797.44
Total	\$356.93	\$157,390.70

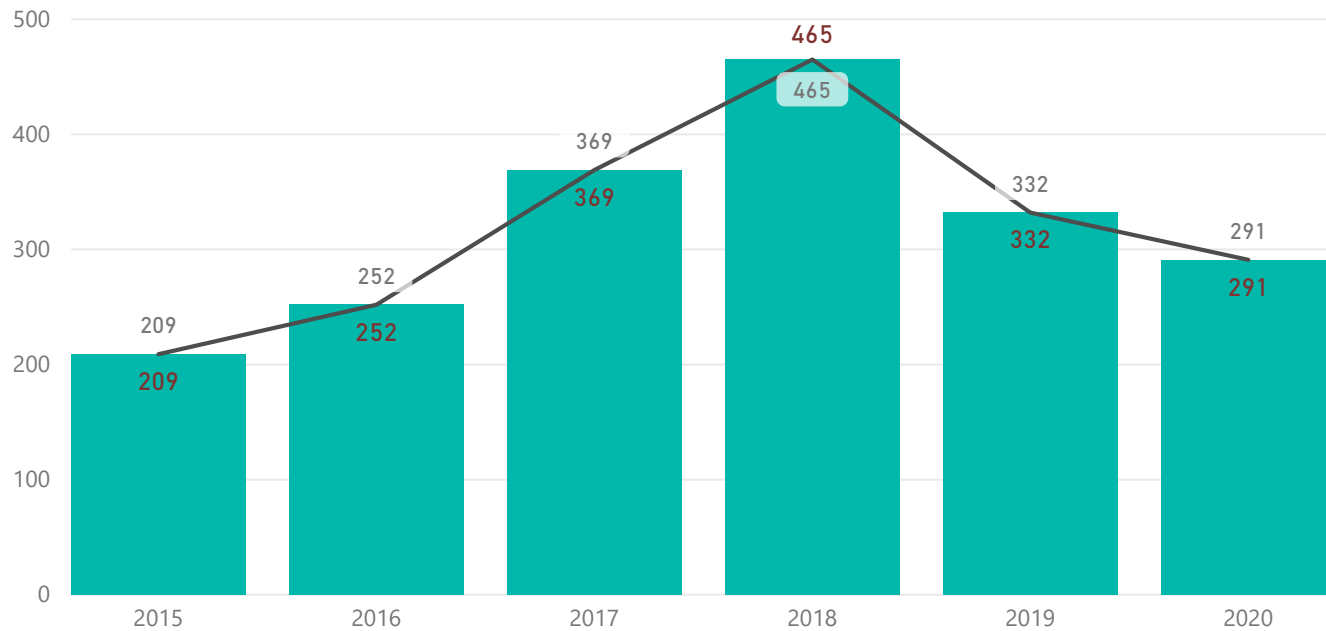
NEW BUILDING PERMIT FEES

issue month ● 1 ● Fee Collected



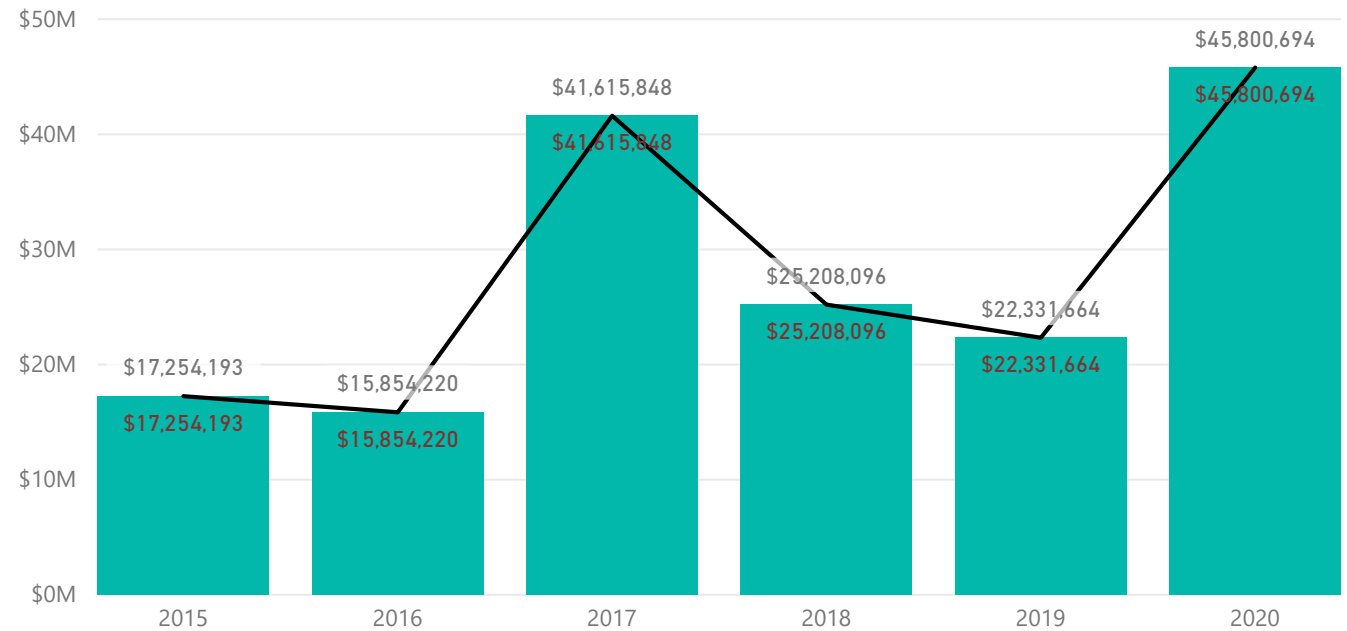
NEW BUILDING PERMITS

issue month ● 1 ● Count of Permit



NEW BUILDING VALUATIONS

issue month ● 1 ● Valuation



Professional Permits

CalendarYear issue month

RIGHT-OF-WAY (ROW)

Type	Permit Description	Permits	Fee Collected
500	RES DRIVEWAY & SIDEWALK	118	\$5,850.00
500P	*PENALTY - RES DRIVEWAY & SIDEWALK	2	\$200.00
501	COMM DRIVEWAY & SIDEWALK	7	\$1,150.00
502	RES IRRIGATION ROW	53	\$2,650.00
503	COMM IRRIGATION ROW	3	\$750.00
511	STREET CUT R.O.W. ENG	105	\$1,900.00
511B	STREET CUT R.O.W. BLDG	17	\$5,950.00
Total		305	\$18,450.00

DEMOLITIONS

Type	Permit Description	Permits	Fee Collected
645	DEMO SINGLE FAM ATCH/DETACH	13	\$650.00
649	DEMO COMMERCIAL BLDG	4	\$150.00
Total		17	\$800.00

ELECTRICAL

Type	Permit Description	Permits	Fee Collected
700	EL-TEMPORARY	8	\$464.00
701	EL-RESIDENTIAL	232	\$25,493.10
702	EL-COMMERCIAL	65	\$8,649.50
703	EL-RECON/RELOCATE	17	\$525.00
705	EL-METER UPGRADE	1	\$87.00
Total		323	\$35,218.60

PLUMBING

Type	Permit Description	Permits	Fee Collected
800	PL-RESIDENTIAL	132	\$18,252.00
801	PL-COMMERCIAL	46	\$6,553.00
802	PL-NATURAL GAS	1	\$56.00
804	PL-IRRIGATION RESIDENTIAL	74	\$5,385.00
805	PL-IRRIGATION COMMERCIAL	8	\$1,065.00
Total		261	\$31,311.00

MECHANICAL

Type	Permit Description	Permits	Fee Collected
900	ML-RESIDENTIAL	129	\$14,830.00
901	ML-COMMERCIAL	34	\$12,146.00
902	ML-CHANGE OUT	2	\$300.00
Total		165	\$27,276.00

PROFESSIONAL PERMITS (BY MONTH)

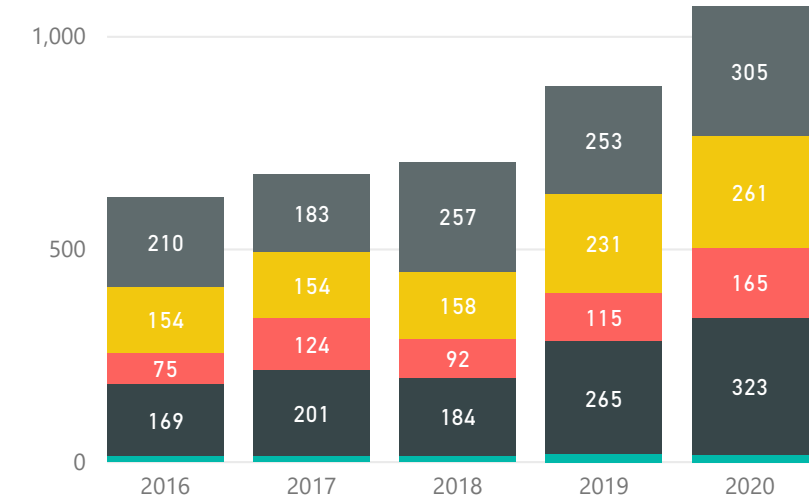
Month	CalendarYear	Count of Permit	Fee Collected
January	2018	706	\$78,163.00
January	2019	883	\$87,488.50
January	2020	1071	\$113,055.60

PROFESSIONAL PERMITS (YEAR TO DATE)

CalendarYear	Count of Permit	Fee Collected
2018	706	\$78,163.00
2019	883	\$87,488.50
2020	1071	\$113,055.60

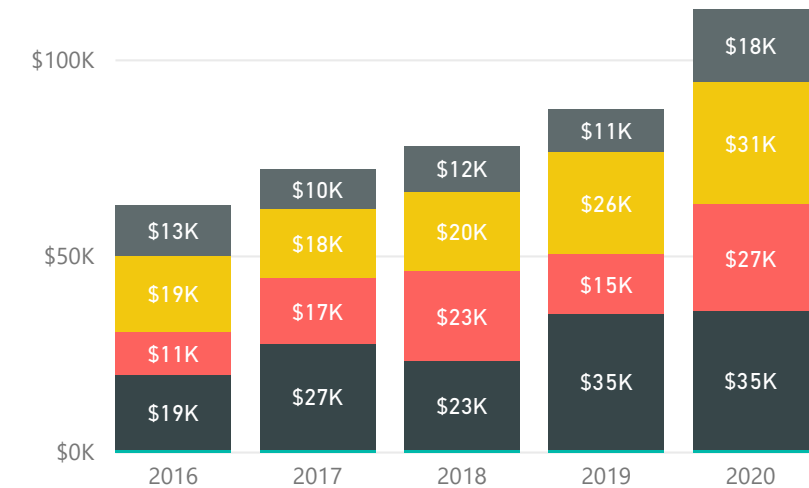
Professional Permits by Year for this Month

Demolition Electrical Mechanical Plumbing Right-of-Way



Professional Permit Fees Collected by Year for this Month

Demolition Electrical Mechanical Plumbing Right-of-Way



issue ...



Other Permits & Totals

CalendarYear issue month

VENDOR

Type	Permit Description	Permits	Fee Collected
970	VNDR 6WK PERMIT/ OWN PROPERTY	1	\$100.00
972	VNDR SEA PERMIT/ VALENTINES	5	\$250.00
973	VNDR SEA PERMIT/ EASTER	2	\$100.00
999	VNDR SEA PERMIT/ RELOC/RENEW	1	\$15.00
Total		9	\$465.00

OTHER

Type	Permit Description	Permits	Fee Collected
321	PRKNG/PAVING	5	\$4,202.50
328	SIGN PERMIT	31	\$1,820.63
910	BP CO INSPECTION	2	\$0.00
915	NEW BUSINESS	48	\$2,150.00
920	NEIGHBORHOOD ENPOWERMENT ZNE R	4	\$300.00
921	NEIGHBORHOOD ENPOWERMENT ZNE C	2	\$1,069.81
960	AMUSEMENT PERMIT	5	\$326,550.00
985	GARAGE SALE PERMIT	176	\$2,640.00
BCOM	BUILDING COMPLAINT	30	\$0.00
Total		303	\$338,732.94

OTHER PERMITS (BY MONTH)

Month	CalendarYear	Count of Permit	Fee Collected
January	2018	279	\$123,087.96
January	2019	274	\$188,439.47
January	2020	312	\$339,197.94

OTHER PERMITS (YEAR TO DATE)

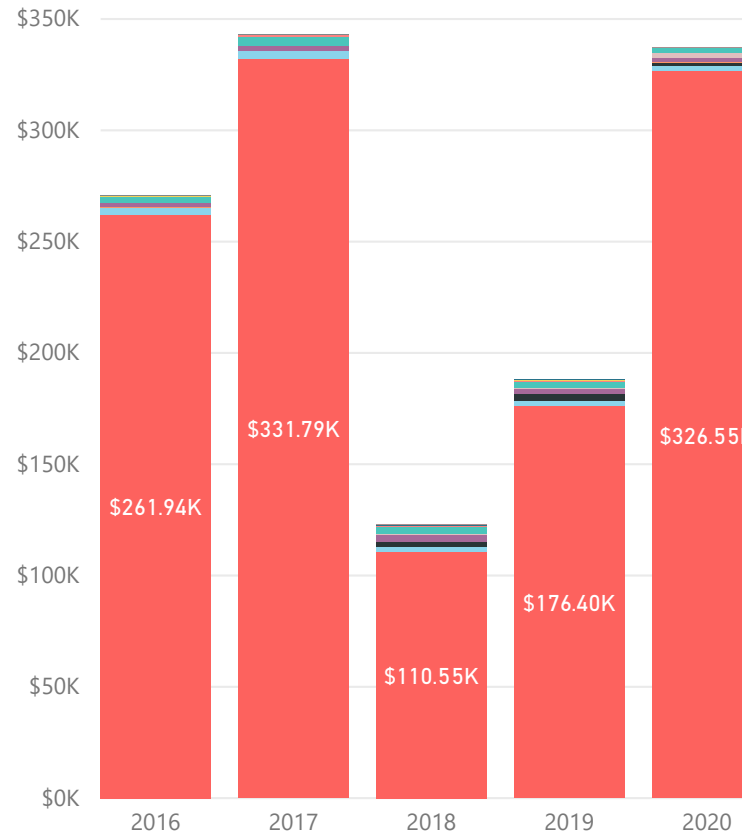
CalendarYear	Count of Permit	Fee Collected	ValueNum
2018	279	\$123,087.96	\$170,500
2019	274	\$188,439.47	\$110,000
2020	312	\$339,197.94	\$2,391,780

issue ...

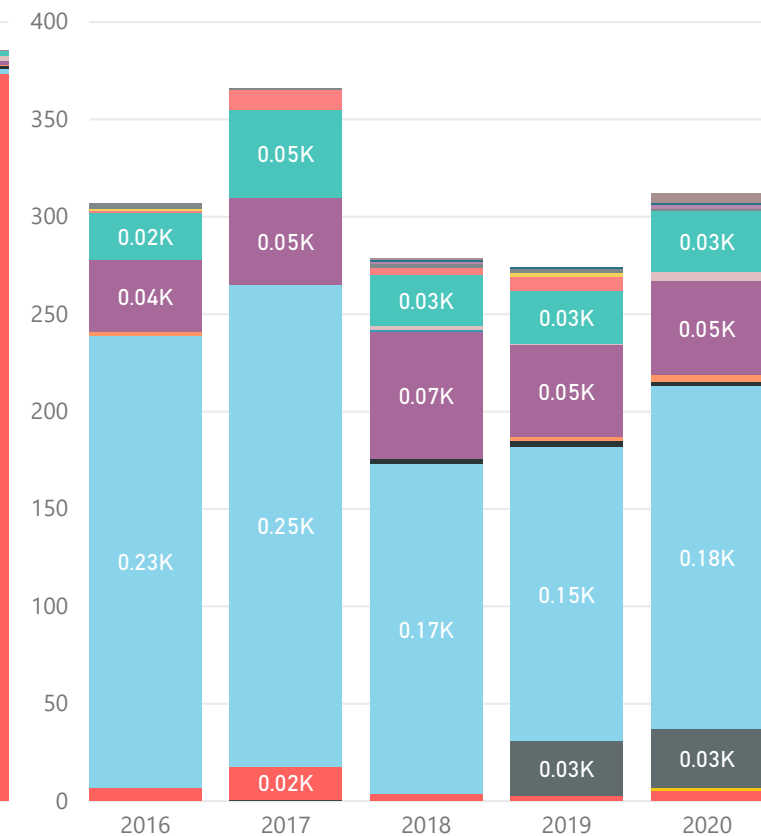


Other Permit Fees for Month

- *PENALTY - SIGN PERMIT
- AMUSEMENT PERMIT
- BP CO INSPECTION
- BUILDING COMPLAINT
- GARAGE SALE PERMIT
- NEIGHBORHOOD ENPOWERM...
- NEIGHBORHOOD ENPOWERM...
- NEW BUSINESS
- PORTABLE BUILDING
- PRKNG/PAVING
- SIGN PERMIT
- TOWER PERMIT
- VNDR 6WK PERMIT/ OTHER P...
- VNDR 6WK PERMIT/ OWN PR...
- VNDR SEA PERMIT/ EASTER
- VNDR SEA PERMIT/ RELOC/R...
- VNDR SEA PERMIT/ VALENTI...



Other Permit Count for Month



TOTAL PERMIT CHARTS - PERMITS, FEES, VALUATION - MONTH

issue month

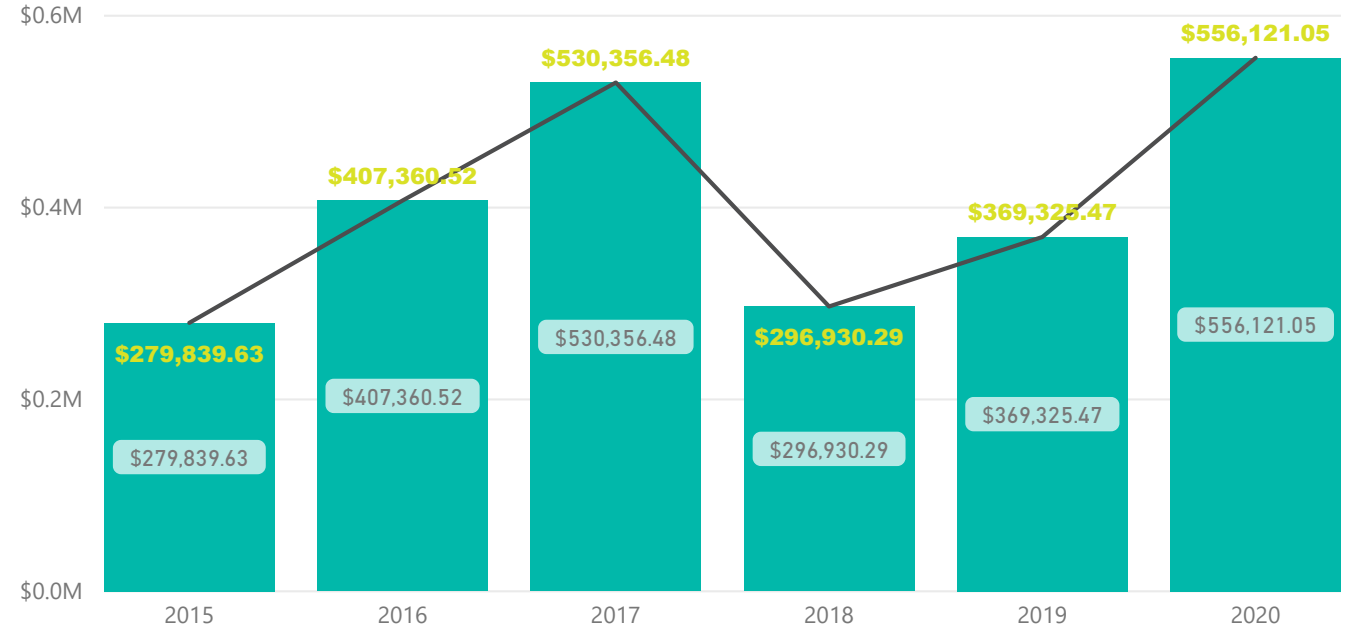
1

TOTAL PERMITS (BY MONTH)

Month	Calendar Year	Permits	Fees Collected	Valuation
January	2018	1450	\$296,930.29	\$25,378,596
January	2019	1489	\$369,325.47	\$22,441,664
January	2020	1674	\$556,121.05	\$48,192,474

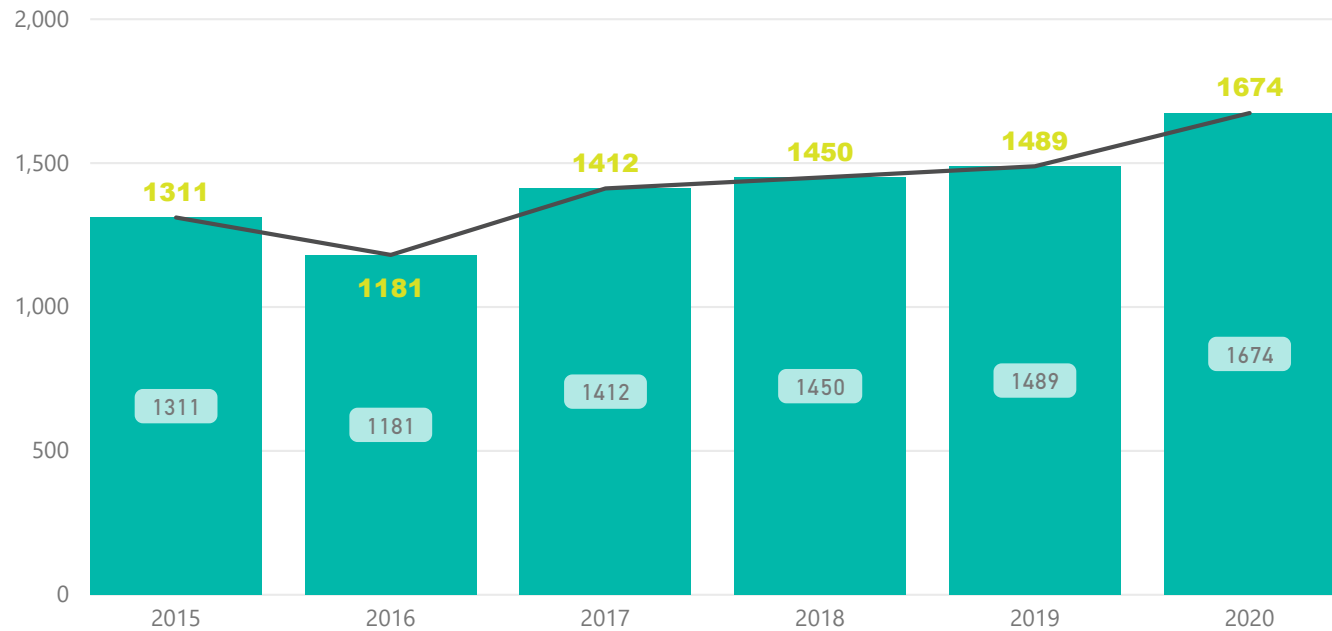
TOTAL PERMIT FEES

issue month ● 1 ● Fee Collected



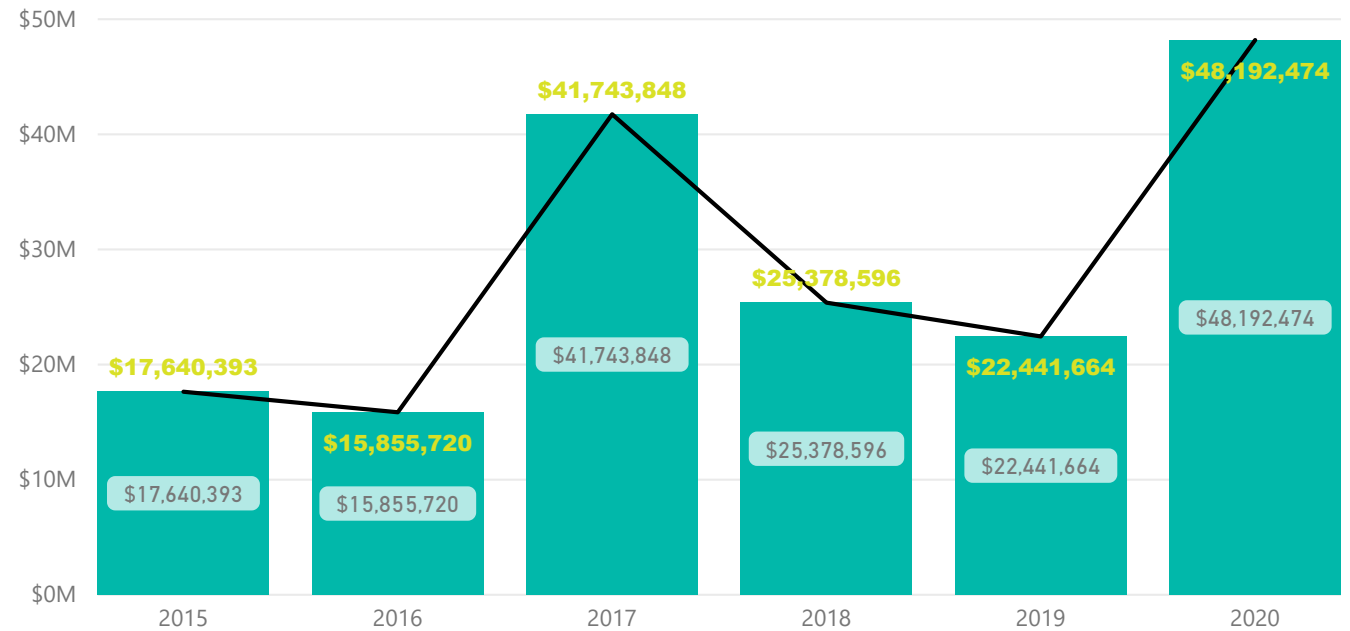
TOTAL PERMITS

issue month ● 1 ● Count of Permit



TOTAL VALUATIONS

issue month ● 1 ● Valuation



TOTAL PERMIT CHARTS - PERMITS, FEES, VALUATION - YEAR TO DATE

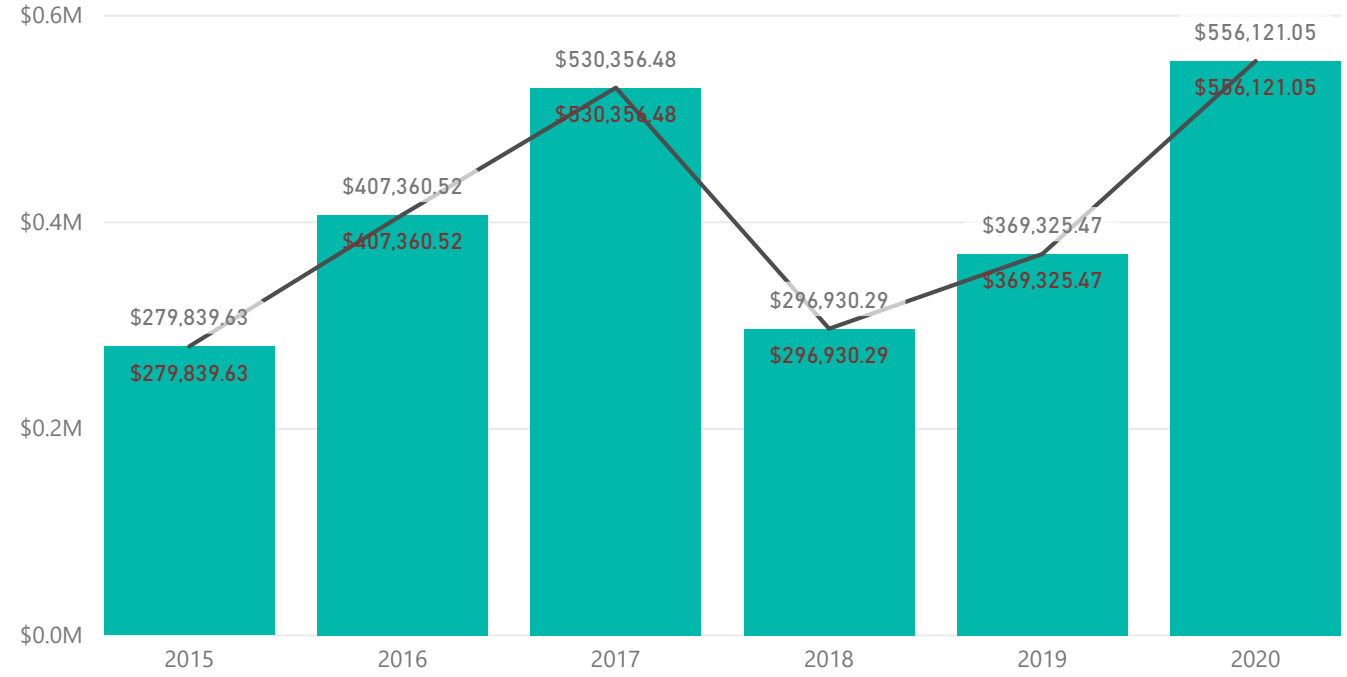
1 1

TOTAL PERMITS (YEAR TO DATE)

Calendar Year	Permits	Fees Collected	Valuation
2018	1450	\$296,930.29	\$25,378,596
2019	1489	\$369,325.47	\$22,441,664
2020	1674	\$556,121.05	\$48,192,474

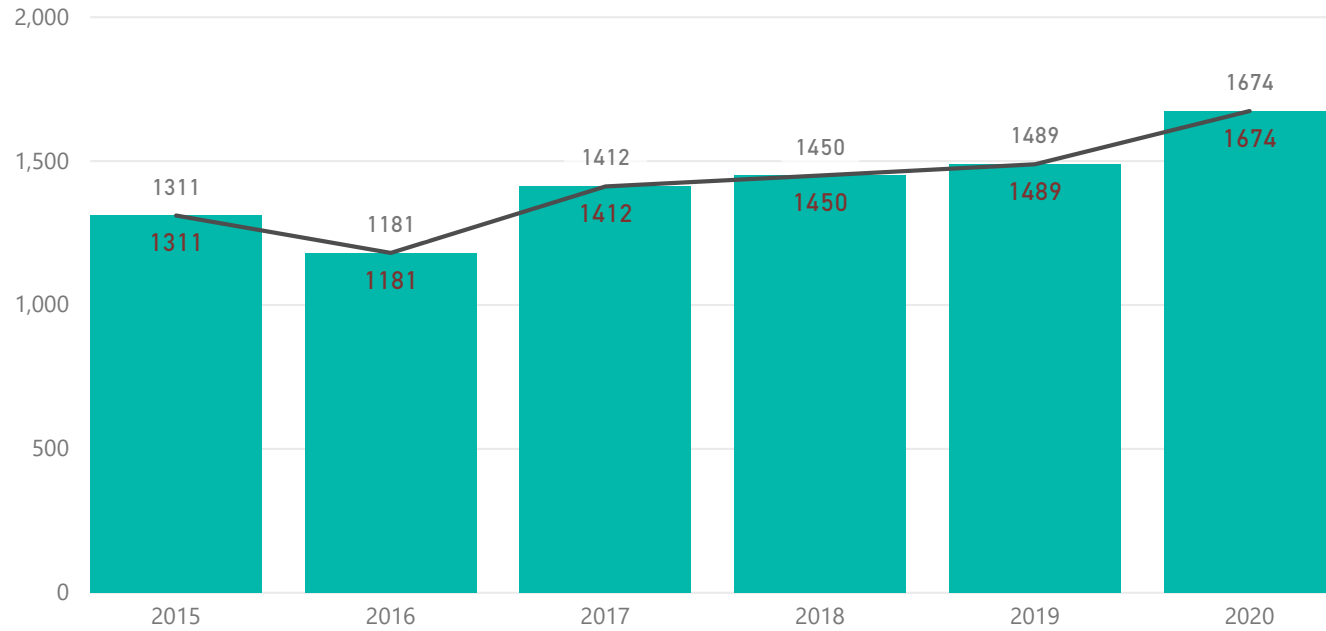
TOTAL PERMIT FEES

issue month ● 1 ● Fee Collected



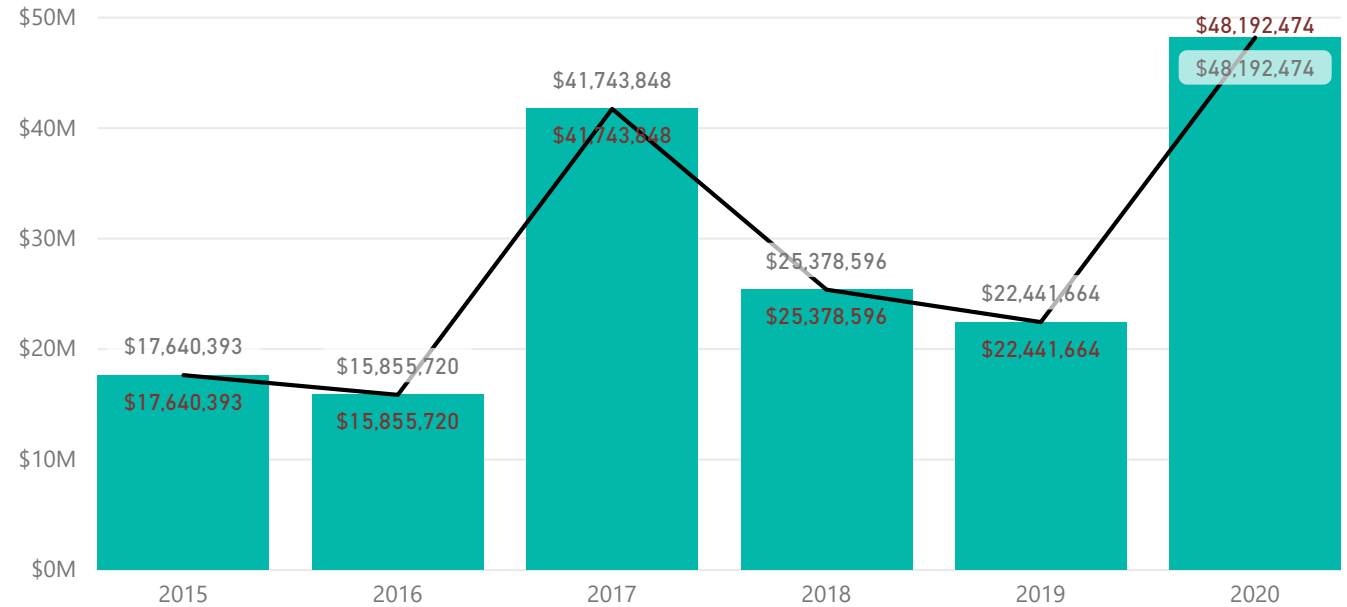
TOTAL PERMITS

issue month ● 1 ● Count of Permit



TOTAL VALUATIONS

issue month ● 1 ● Valuation



Top Projects (Valuation over 500K)

CalendarYear issue month

ValueNum	Permit	Permit Description	issue date	AppAddress	NameOwner	NameContractor	NameSubcontractor
\$21,310,000	19-00013338	SCHOOLS & OTHER EDUCATIONAL	1/22/2020	4301 VIENTOS RD	0	LEYENDECKER CONSTRUCTION	LEYENDECKER CONSTRUCTION
\$2,565,609	19-00013158	INDUSTRIAL / WAREHOUSE	1/22/2020	8402 EL GATO RD	CARMI RE LTD	VALLE, JOHN	VALLE, JOHN
\$2,400,000	19-00010421	CHURCHES & OTHER RELIGIOUS	1/6/2020	9202 BACKWOODS TRL	LAREDO CHURCH OF CHRIST	QUANTUM CONSTRUCTION	QUANTUM CONSTRUCTION
\$2,252,280	18-00013207	OFFICES, BANKS	1/16/2020	11110 FM 1472	FASKEN LTD	CAPCO STEEL, INC	CAPCO STEEL, INC
\$750,000	19-00012535	STORES & RETAIL	1/14/2020	4500 SAN BERNARDO AVE	LAREDO GATEWAY LTD	HOOVER CONSTRUCTION	HOOVER CONSTRUCTION
\$603,997	20-00000782	NON RESD & NON HOUSE KEEPING	1/23/2020	1102 N MERIDA DR	0	HELLAS CONSTRUCTION INC	HELLAS CONSTRUCTION INC
\$520,000	19-00013224	COMMERCIAL-SHELL ONLY	1/28/2020	7616 ROCIO DR	AIMLAG PROPERTIES LTD	SAVO, L.C.	SAVO, L.C.
\$30,401,886							

MultiFamily Projects

CalendarYear ▼ issue month ▼

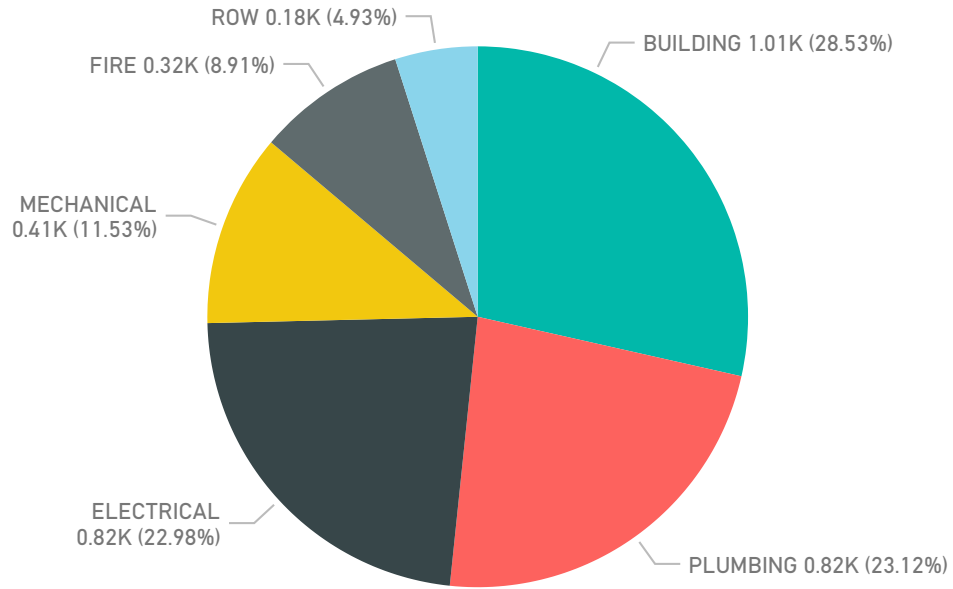
2020 ▼ 1 ▼

ValueNum	Permit	Permit Description	issue date	AppAddress	NameOwner	NameContractor	NameSubcontractor
\$149,292	20-00000030	2 FAMILY BLDG DUPLEX	1/13/2020	5209 MARCELLA AVE	GOMEZ ROSA ELVA	12/31/1899	FELIX ARROYO EXPRESS
\$235,200	20-00000024	3 & 4 FAMILY BLDG MULTI	1/23/2020	1102 OKANE ST	MC FARLAND C R MRS	OWNER	OWNER
\$384,492							

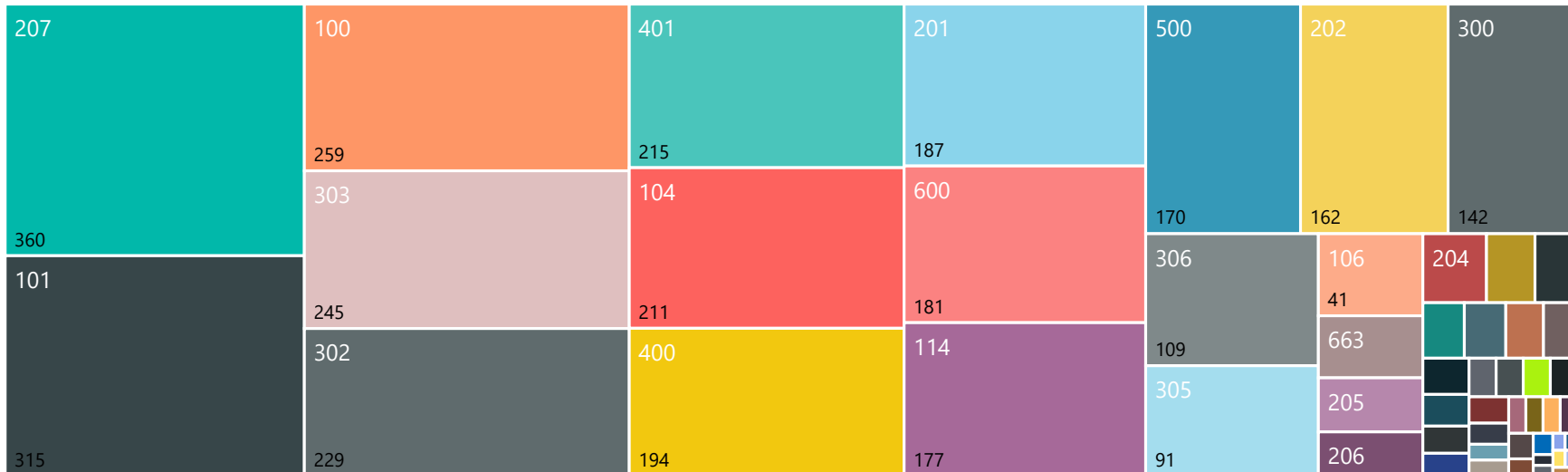
Inspections

Month:
 Year:

Count of PermitNumber by GroupType



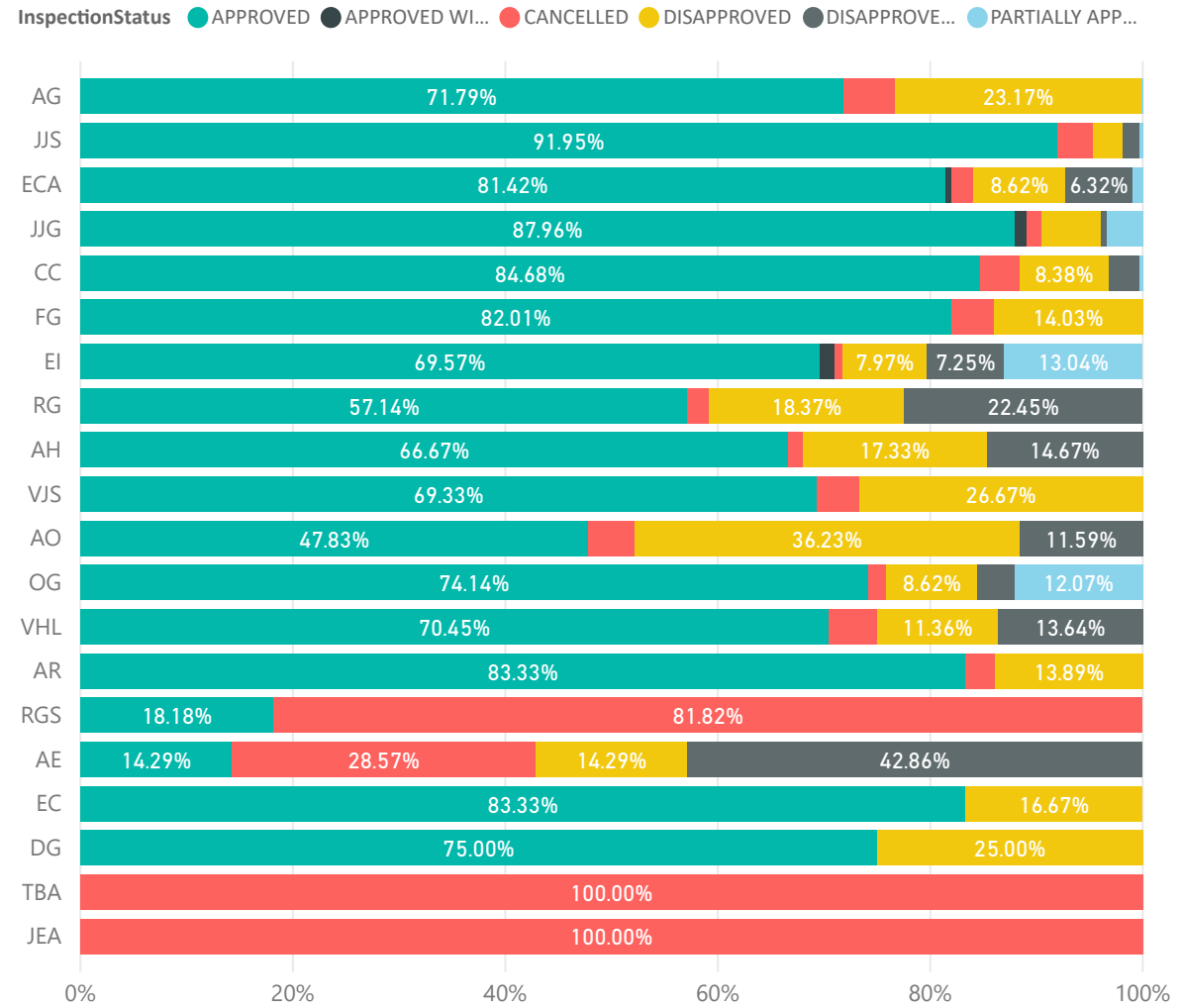
Count of PermitNumber by InspectionCode



InspectionCode	First Inspection Type	Count of PermitNumber
	FAFS (FIRE ONLY)	7
100	FOUNDATION	259
101	FRAMING	315
102	CERTIFICATE OF OCCUPANCY	5
104	BUILDING FINAL	211
105	FOOTING	1
106	INVESTIGATION INSPECTION	41
107	POOL REINFORCING INSPECTI	3
114	INSULATION	177
200	T-POLE	11
201	EL RES. ROUGH-IN	187
202	EL-SERVICE INSPECTION	162
203	EL COMM WALL ROUGH-IN	9
204	EL COMM CEILING ROUGH-IN	21
205	EL COMM ROUGH-IN	27
206	EL PROVISIONAL	22
207	EL FINAL	360
208	EL RECONNECT	16
300	PL COVER	142
301	PL COPPER	4
302	PL ROUGH-IN	229
303	PL CSI & FINAL	245
305	PL GAS ROUGH IN	91
306	PL GAS FINAL	109
400	ML ROUGH -IN	194
401	ML FINAL	215
500	SC DRIVEWAY & SIDEWALK	170
501	SC STREET CUT	5
600	FIRE INSPECTION	181
605	FIRE CONTROL BURNING INSP	3
606	FIRE BEER & WINE INSP	2
608	FIRE DAYCARE OR SIMILAR I	14
610	FIRE EXPLOSIVE TRANSPORT	5
613	FIRE FUEL LN PRESSURE TES	1
614	FIRE ALARM MODIFICATION I	8
616	FIRE ALARM CONN TO SPRINK	1
618	FIRE HOTEL INSP	1
Total	BUILDING FINAL	3547

Inspector	APPROVED	APPROVED WITH EXCEPT	CANCELLED	DISAPPROVED	DISAPPROVED WITH PEN	PARTIALLY APPROVED	Total
AG	598		41	193		1	833
JJS	537		20	16	9	2	584
ECA	425	3	11	45	33	5	522
JJG	314	4	5	20	2	12	357
CC	293		13	29	10	1	346
FG	228		11	39			278
EI	96	2	1	11	10	18	138
RG	56		2	18	22		98
AH	50		1	13	11		75
VJS	52		3	20			75
AO	33		3	25	8		69
OG	43		1	5	2	7	58
VHL	31		2	5	6		44
AR	30		1	5			36
RGS	2		9				11
AE	1		2	1	3		7
EC	5			1			6
DG	3			1			4
TBA			4				4
JEA			2				2
Total	2797	9	132	447	116	46	3547

Count of PermitNumber by Inspector and InspectionStatus



Month

Year

