

February 2020

2020 Monthly Permit Reports

Building Development Services
Department

1120 San Bernardo Ave
Laredo, Texas 78040

956.794.1625

Director: Arturo Garcia



Building Permits (New Construction)

CalendarYear issue month

HOUSEKEEPING BUILDING

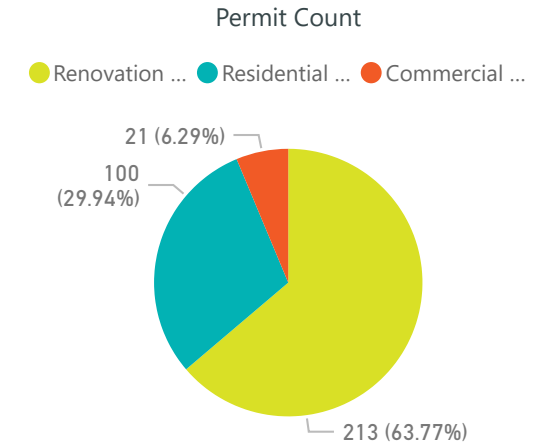
Type	Permit Description	Permits	Fee Collected	Valuation
101	SINGLE FAMILY DETACHED	87	\$41,685.57	\$12,186,275
104	3 & 4 FAMILY BLDG MULTI	5	\$8,218.50	\$3,029,341
106	REINSTALLATION PERMIT	2	\$100.00	\$0
107	INSTALLATION PERMIT	6	\$300.00	\$0
Total		100	\$50,304.07	\$15,215,616

ADDITIONS, ALTERNATIONS & CONVERSION

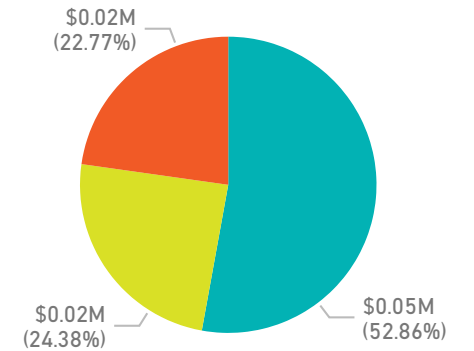
Type	Permit Description	Permits	Fee Collected	Valuation
434	RES ATTACHED ADDITION	10	\$1,040.00	\$4,000
434P	*PENALTY - RES PORCH, CARPORT & ADDITION	1	\$128.00	\$0
435	BLOCK FENCE	26	\$1,946.00	\$111,393
436	RES REROOF	82	\$6,889.00	\$337,704
437	NON RESD & NON HOUSE KEEPING	19	\$5,300.00	\$1,043,678
438	RES DETACHED ADDITION	11	\$1,064.00	\$5,280
438P	*PENALTY - ADDS RES STORAGE, & PALAP	1	\$128.00	\$0
439	SWIMMING POOL - RESIDENTIAL	11	\$1,104.00	\$149,000
439P	*PENALTY - SWIMMING POOL - RESIDENTIAL	2	\$256.00	\$0
440	RES REMODEL 0 -1000 SQFT	17	\$1,728.00	\$138,175
440P	*PENALTY - RES REMODEL 0 - 1000 SQFT	3	\$384.00	\$0
441	RES REMODEL 1001 - 2000 sqft	19	\$2,018.00	\$80,297
441P	*PENALTY - RES REMODEL 1001 - 2000 sqft	2	\$292.00	\$0
442	RES REMODEL 2001 + sqft	8	\$772.97	\$363,840
442P	*PENALTY - RES REMODEL 2001 + sqft	1	\$152.00	\$0
Total		213	\$23,201.97	\$2,233,367

NEW NON-RESIDENTIAL BUILDING

Type	Permit Description	Permits	Fee Collected	Valuation
318	AMUSEMENT,RECEPTION, RECREATIO	1	\$219.00	\$25,000
320	INDUSTRIAL / WAREHOUSE	3	\$5,520.00	\$3,500,000
323	HOSPITAL & INSTITUTIONAL	1	\$2,490.00	\$1,000,000
324	OFFICES, BANKS	5	\$1,743.00	\$281,000
326	SCHOOLS & OTHER EDUCATIONAL	2	\$0.00	\$21,616,408
327	STORES & RETAIL	5	\$9,938.00	\$6,115,300
327P	*PENALTY - STORES & RETAIL	1	\$111.00	\$0
331	RESTAURANT	3	\$1,645.53	\$325,000
Total		21	\$21,666.53	\$32,862,708



Permit Fees Collected



BUILDING PERMITS (BY MONTH)

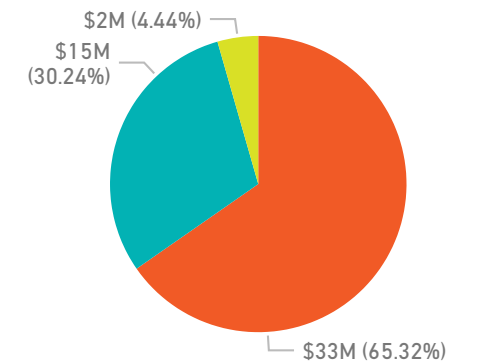
Month	CalendarYear	Count of Permit	Fee Collected	ValueNum
February	2018	336	\$90,101.55	\$26,649,550
February	2019	348	\$110,703.69	\$37,888,556
February	2020	334	\$95,172.57	\$50,311,691

BUILDING PERMITS (YEAR TO DATE)

CalendarYear	Count of Permit	Fee Collected	ValueNum
2018	801	\$185,780.88	\$51,857,646
2019	680	\$204,101.19	\$60,220,220
2020	625	\$199,040.08	\$96,112,385

issue month

Valuations



BUILDING PERMIT (NEW CONSTRUCTION) - CHARTS - PERMITS, FEES, VALUATION

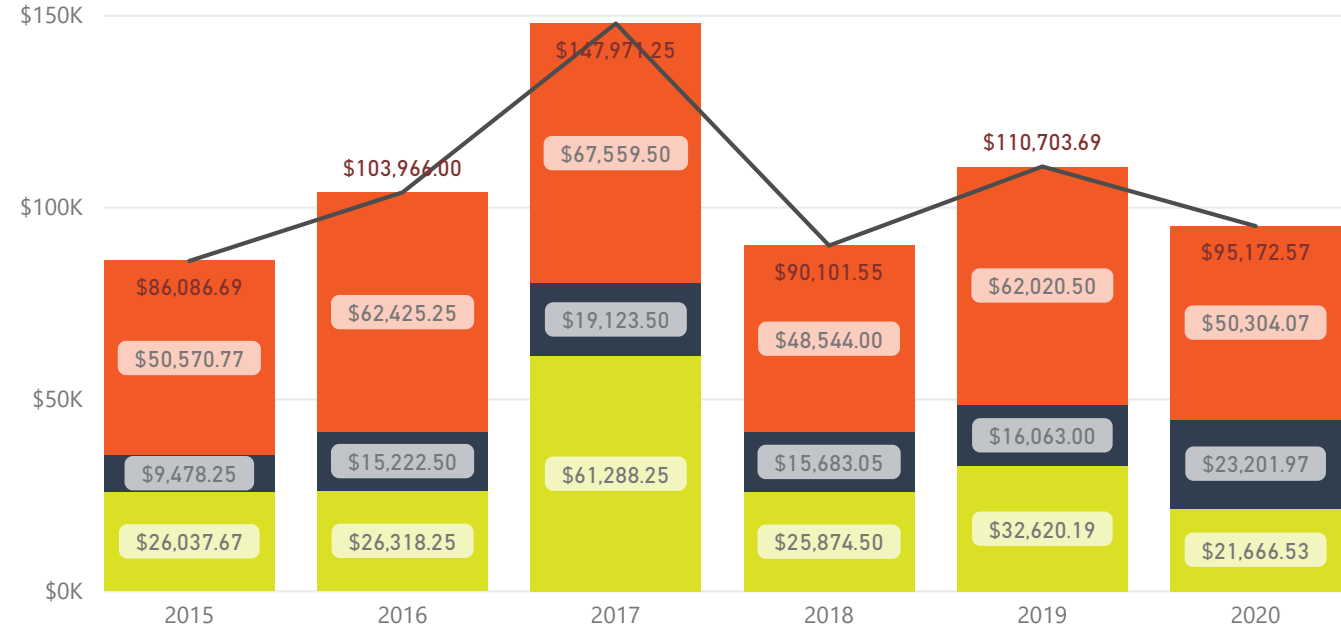
issue month

2

Permit-Type	Average of Fee Collected	Average of Valuation
Commercial Construction	\$1,031.74	\$1,564,890.86
Renovation & Additions	\$108.93	\$10,485.29
Residential Construction	\$503.04	\$152,156.16
Total	\$284.95	\$150,633.81

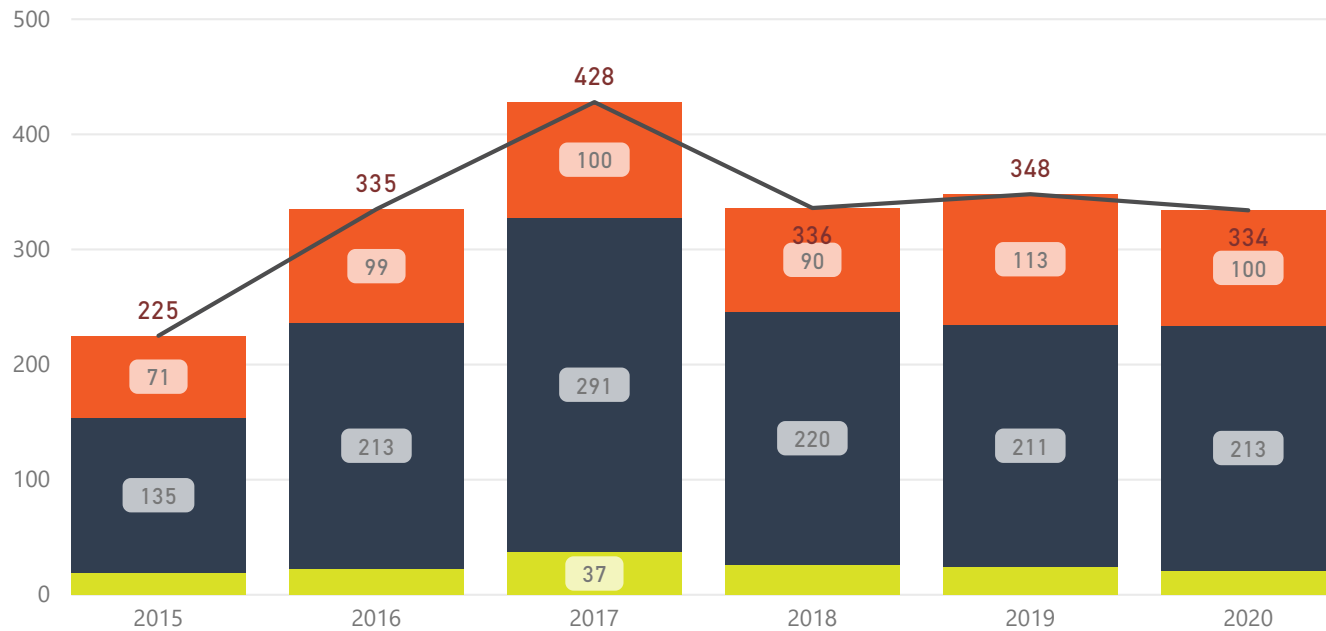
NEW BUILDING PERMIT FEES

Permit-Type ● Commercial Construction ● Renovation & Additions ● Residential Construction ● Fee Collected



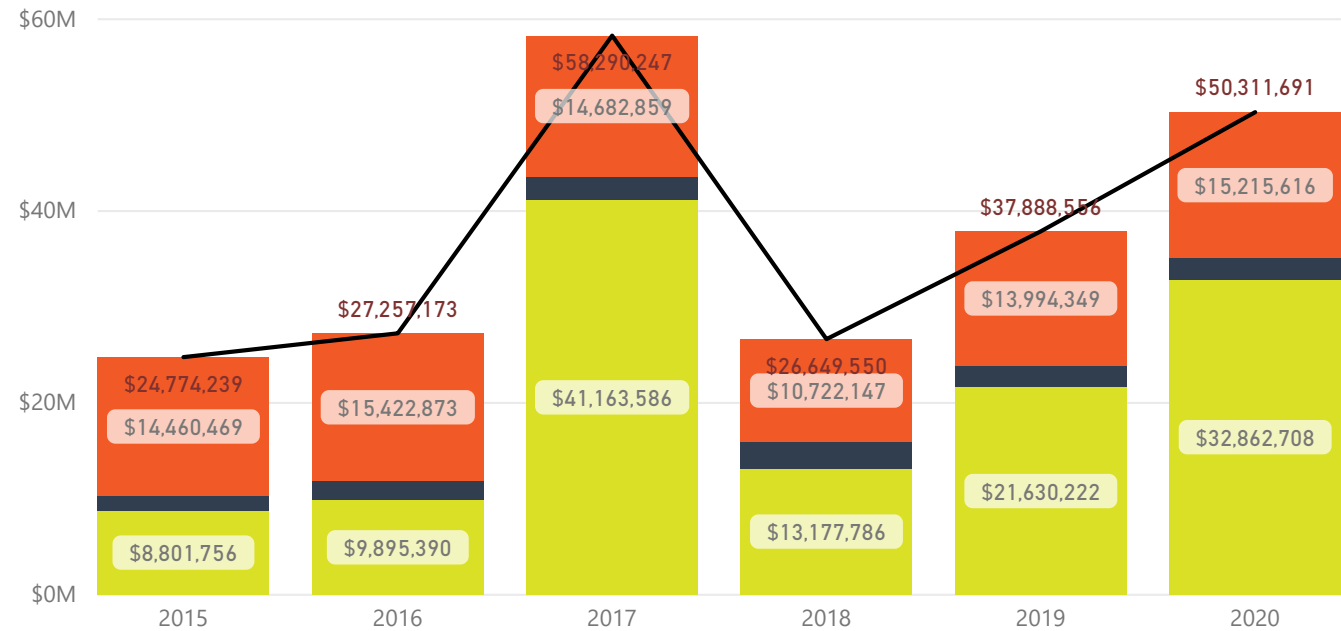
NEW BUILDING PERMITS

Permit-Type ● Commercial Construction ● Renovation & Additions ● Residential Construction ● Count of Permit



NEW BUILDING VALUATIONS

Permit-Type ● Commercial Construction ● Renovation & Additions ● Residential Construction ● Valuation



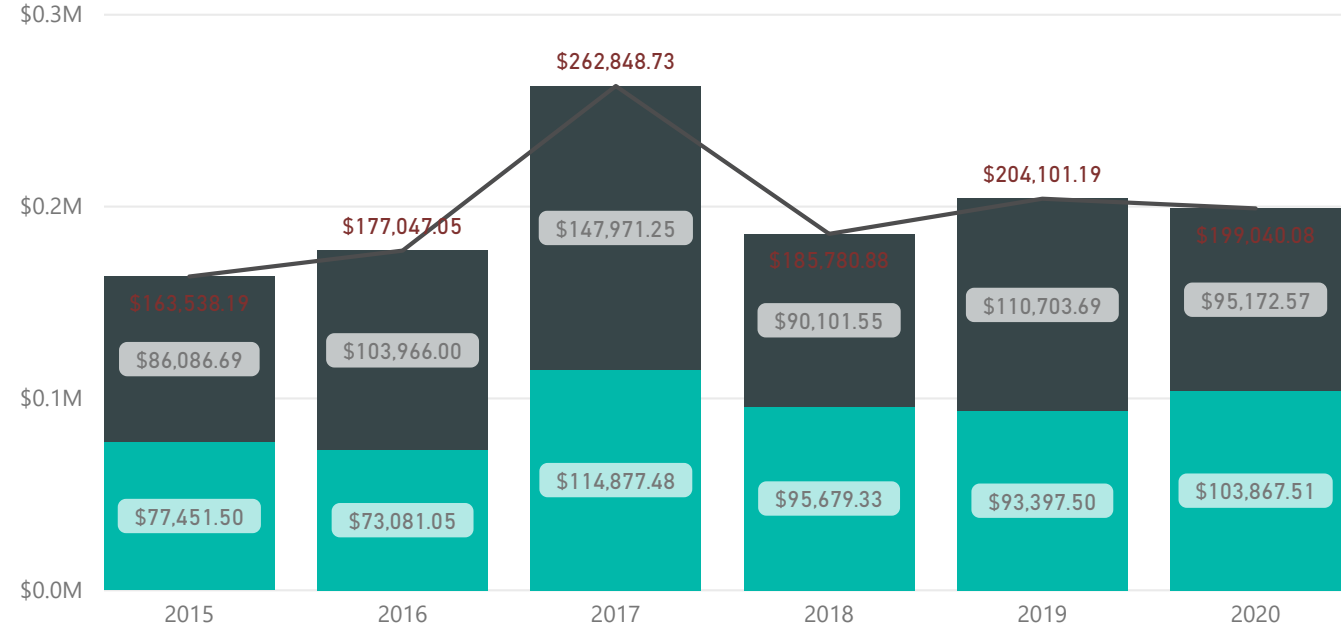
BUILDING PERMIT (NEW CONSTRUCTION) - CHARTS - PERMITS, FEES, VALUATION - YEAR TO DATE

1 2

Permit-Type	Average of Fee Collected	Average of Valuation
Commercial Construction	\$1,371.23	\$1,523,461.12
Renovation & Additions	\$110.72	\$11,455.90
Residential Construction	\$484.02	\$134,991.00
Total	\$318.46	\$153,779.82

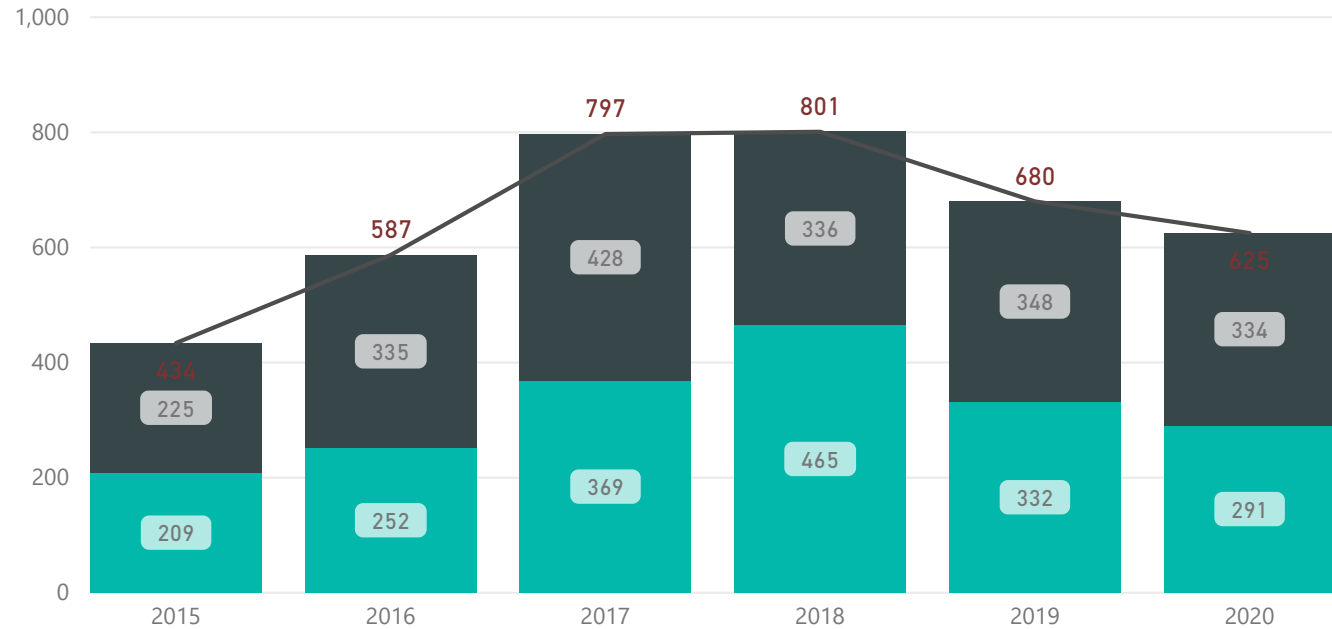
NEW BUILDING PERMIT FEES

issue month ● 1 ● 2 ● Fee Collected



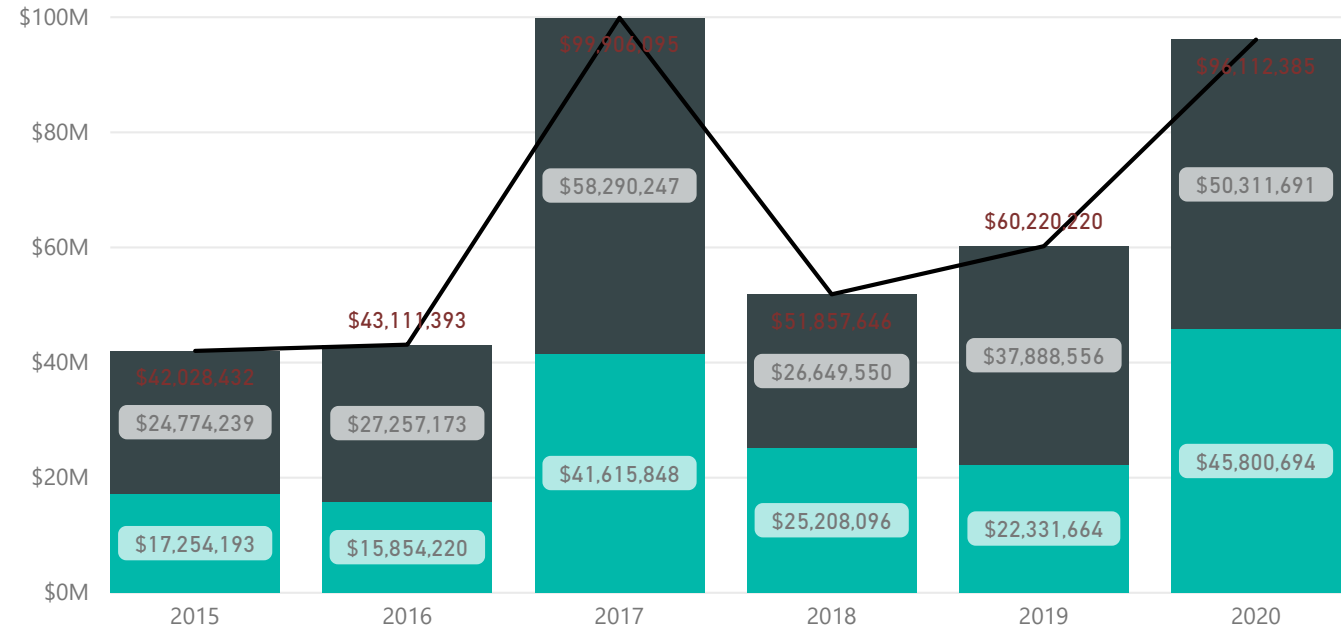
NEW BUILDING PERMITS

issue month ● 1 ● 2 ● Count of Permit



NEW BUILDING VALUATIONS

issue month ● 1 ● 2 ● Valuation



Professional Permits

CalendarYear issue month

RIGHT-OF-WAY (ROW)

Type	Permit Description	Permits	Fee Collected
500	RES DRIVEWAY & SIDEWALK	137	\$6,950.00
501	COMM DRIVEWAY & SIDEWALK	12	\$2,450.00
502	RES IRRIGATION ROW	27	\$1,350.00
503	COMM IRRIGATION ROW	4	\$750.00
511	STREET CUT R.O.W. ENG	63	\$1,900.00
511B	STREET CUT R.O.W. BLDG	15	\$4,150.00
Total		258	\$17,550.00

DEMOLITIONS

Type	Permit Description	Permits	Fee Collected
645	DEMO SINGLE FAM ATCH/DETACH	11	\$550.00
649	DEMO COMMERCIAL BLDG	4	\$200.00
Total		15	\$750.00

ELECTRICAL

Type	Permit Description	Permits	Fee Collected
700	EL-TEMPORARY	13	\$577.00
701	EL-RESIDENTIAL	186	\$19,959.50
702	EL-COMMERCIAL	85	\$16,606.00
703	EL-RECON/RELOCATE	12	\$425.00
704	EL-SERVICE INSPECTION	1	\$58.00
705	EL-METER UPGRADE	2	\$100.00
Total		299	\$37,725.50

PLUMBING

Type	Permit Description	Permits	Fee Collected
800	PL-RESIDENTIAL	109	\$14,771.00
801	PL-COMMERCIAL	81	\$8,371.00
804	PL-IRRIGATION RESIDENTIAL	41	\$2,890.00
805	PL-IRRIGATION COMMERCIAL	7	\$1,110.00
Total		238	\$27,142.00

MECHANICAL

Type	Permit Description	Permits	Fee Collected
900	ML-RESIDENTIAL	124	\$13,800.00
901	ML-COMMERCIAL	20	\$5,328.00
902	ML-CHANGE OUT	5	\$892.00
Total		149	\$20,020.00

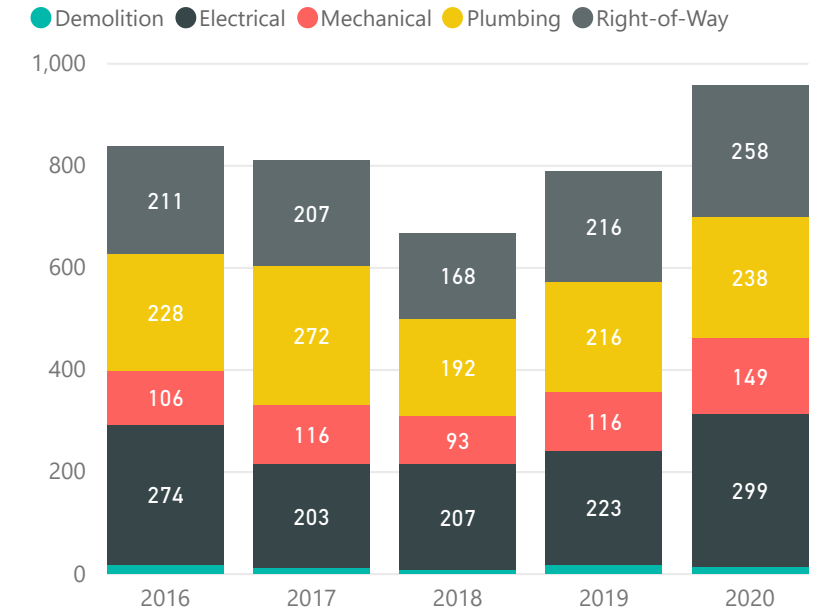
PROFESSIONAL PERMITS (BY MONTH)

Month	CalendarYear	Count of Permit	Fee Collected
February	2018	669	\$65,456.00
February	2019	790	\$74,820.00
February	2020	959	\$103,187.50

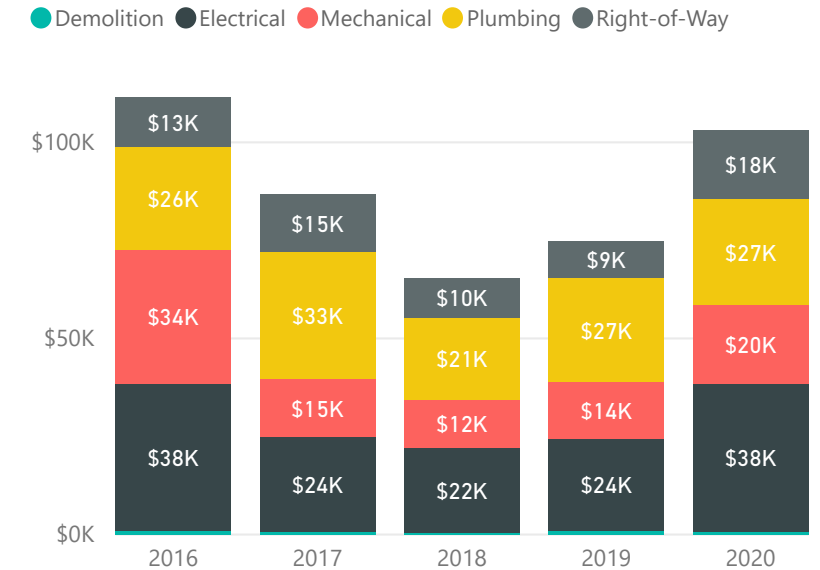
PROFESSIONAL PERMITS (YEAR TO DATE)

CalendarYear	Count of Permit	Fee Collected
2018	1375	\$143,619.00
2019	1673	\$162,308.50
2020	2030	\$216,243.10

Professional Permits by Year for this Month



Professional Permit Fees Collected by Year for this Month



issue ...



Other Permits & Totals

CalendarYear issue month

VENDOR

Type	Permit Description	Permits	Fee Collected
972	VNDR SEA PERMIT/ VALENTINES	55	\$2,750.00
973	VNDR SEA PERMIT/ EASTER	3	\$150.00
Total		58	\$2,900.00

OTHER

Type	Permit Description	Permits	Fee Collected
321	PRKNG/PAVING	2	\$1,029.00
328	SIGN PERMIT	50	\$4,452.70
332	TOWER PERMIT	7	\$903.00
915	NEW BUSINESS	42	\$2,050.00
921	NEIGHBORHOOD ENPOWERMENT ZNE C	3	\$897.00
960	AMUSEMENT PERMIT	4	\$103,950.00
985	GARAGE SALE PERMIT	163	\$2,445.00
BCOM	BUILDING COMPLAINT	46	\$0.00
Total		317	\$115,726.70

OTHER PERMITS (BY MONTH)

Month	CalendarYear	Count of Permit	Fee Collected
February	2018	401	\$185,035.14
February	2019	383	\$279,334.68
February	2020	375	\$118,626.70

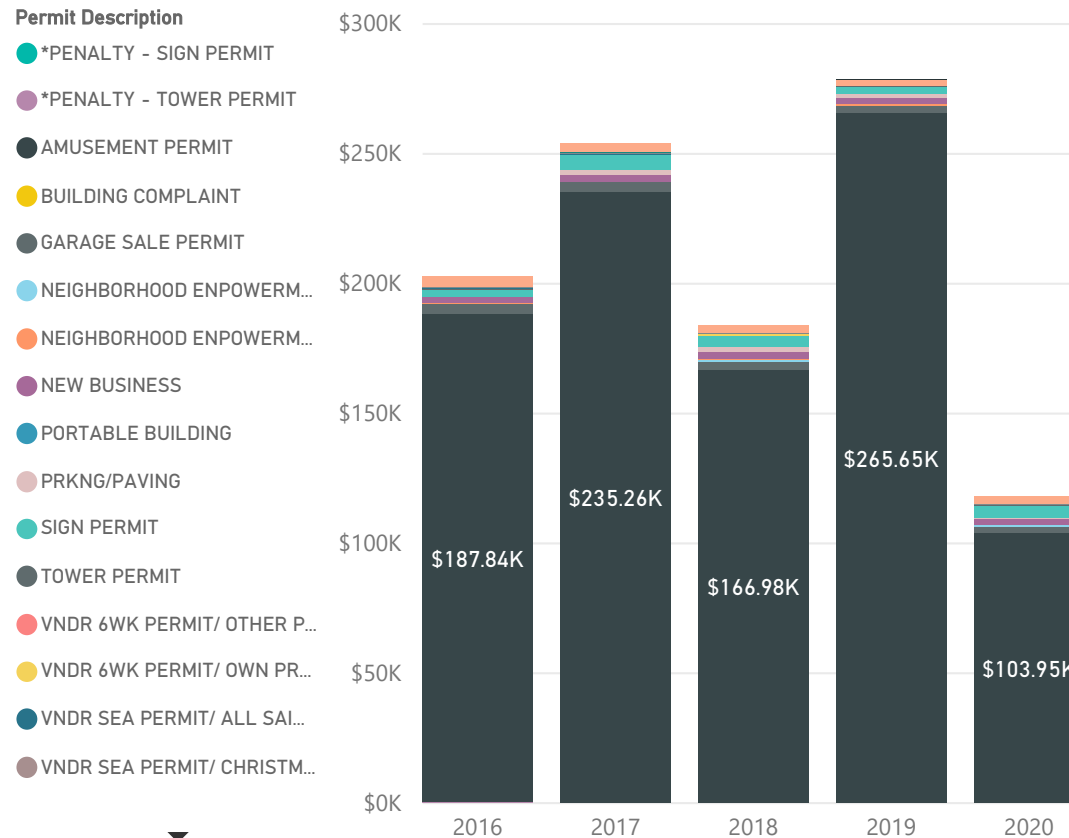
OTHER PERMITS (YEAR TO DATE)

CalendarYear	Count of Permit	Fee Collected	ValueNum
2018	680	\$308,123.10	\$856,840
2019	657	\$467,774.15	\$559,335
2020	687	\$457,824.64	\$2,681,780

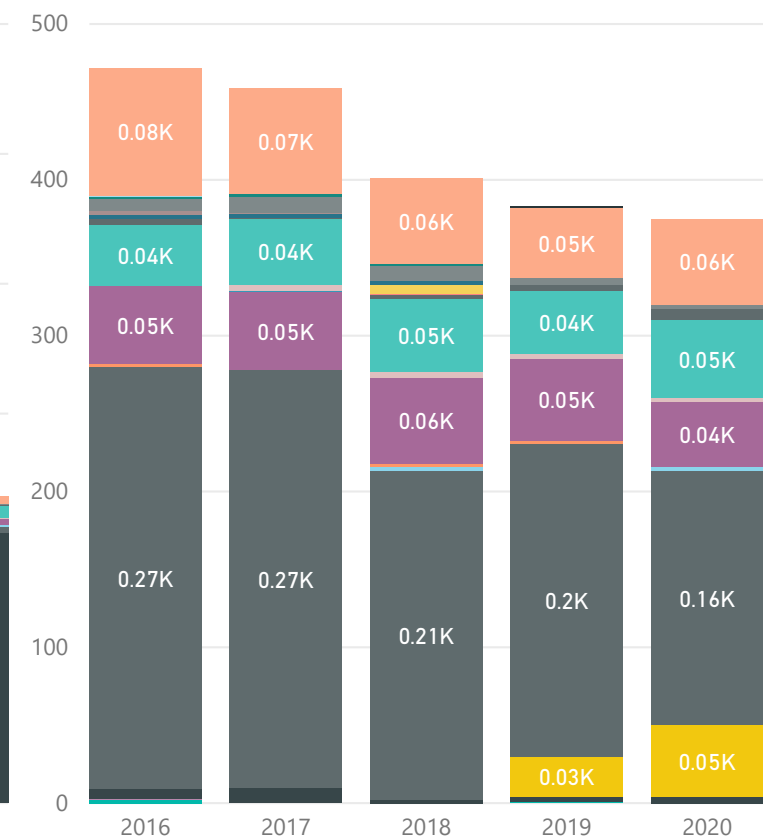
issue ...



Other Permit Fees for Month



Other Permit Count for Month



TOTAL PERMIT CHARTS - PERMITS, FEES, VALUATION - MONTH

issue month

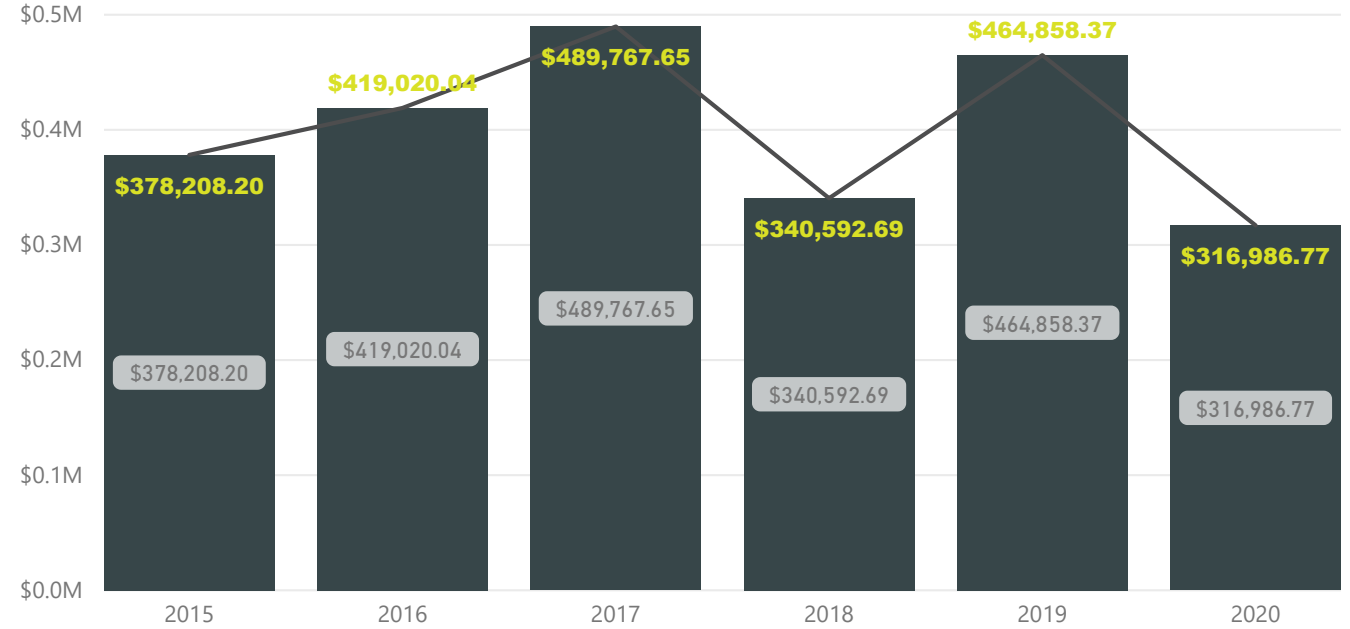
2

TOTAL PERMITS (BY MONTH)

Month	Calendar Year	Permits	Fees Collected	Valuation
February	2018	1406	\$340,592.69	\$27,335,890
February	2019	1521	\$464,858.37	\$38,337,891
February	2020	1668	\$316,986.77	\$50,601,691

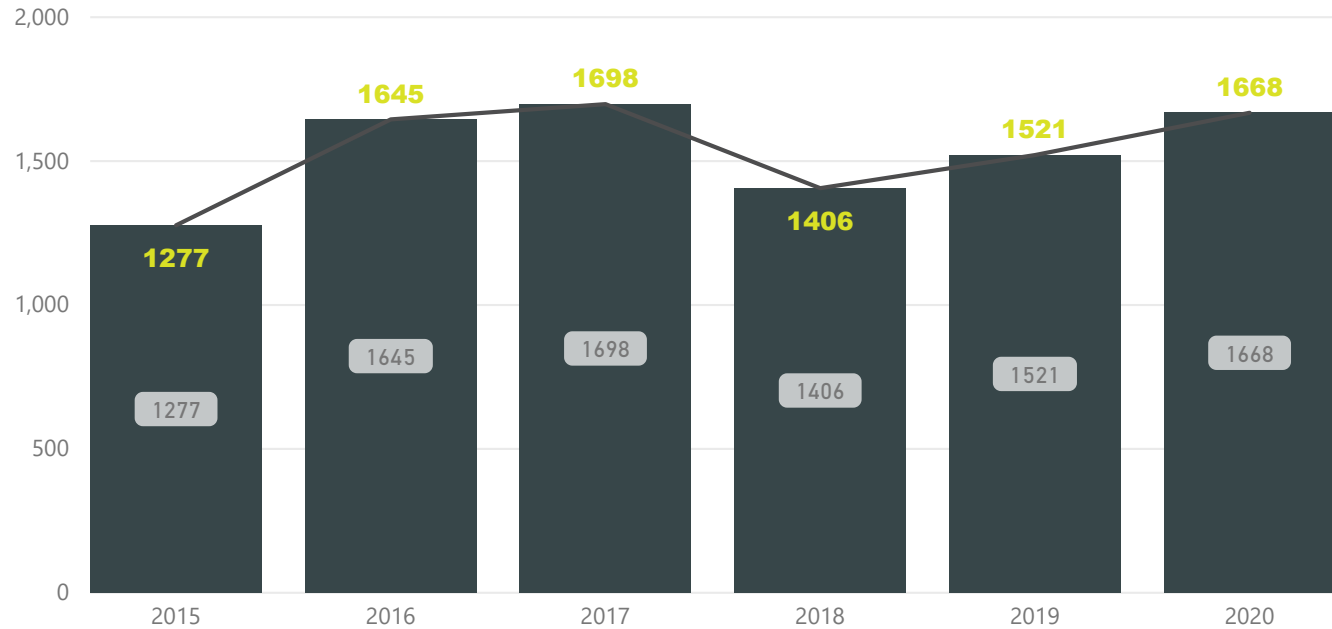
TOTAL PERMIT FEES

issue month ● 2 ● Fee Collected



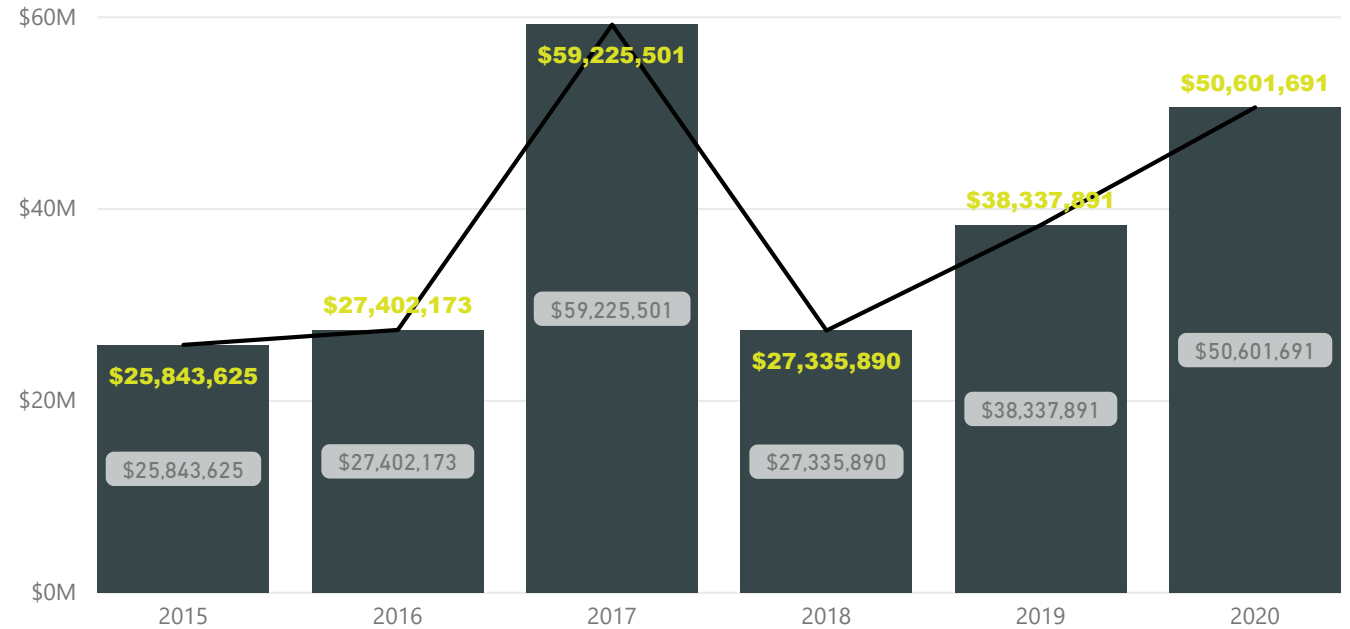
TOTAL PERMITS

issue month ● 2 ● Count of Permit



TOTAL VALUATIONS

issue month ● 2 ● Valuation



TOTAL PERMIT CHARTS - PERMITS, FEES, VALUATION - YEAR TO DATE

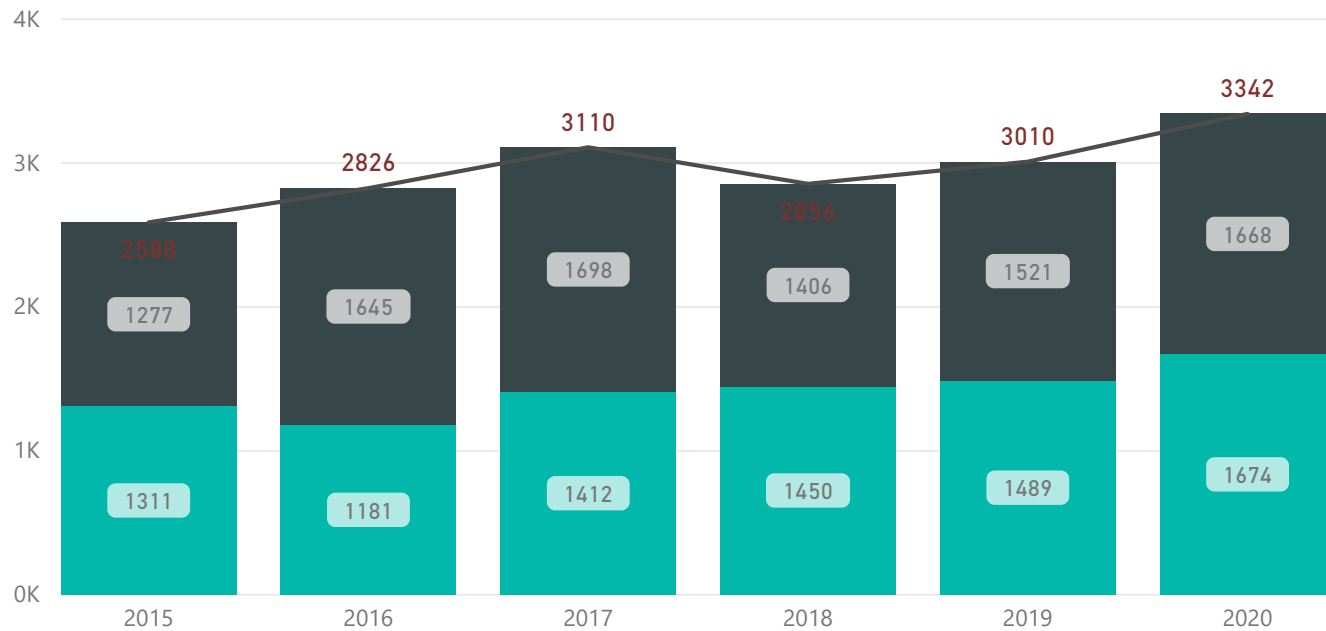
1 2

TOTAL PERMITS (YEAR TO DATE)

Calendar Year	Permits	Fees Collected	Valuation
2018	2856	\$637,522.98	\$52,714,486
2019	3010	\$834,183.84	\$60,779,555
2020	3342	\$873,107.82	\$98,794,165

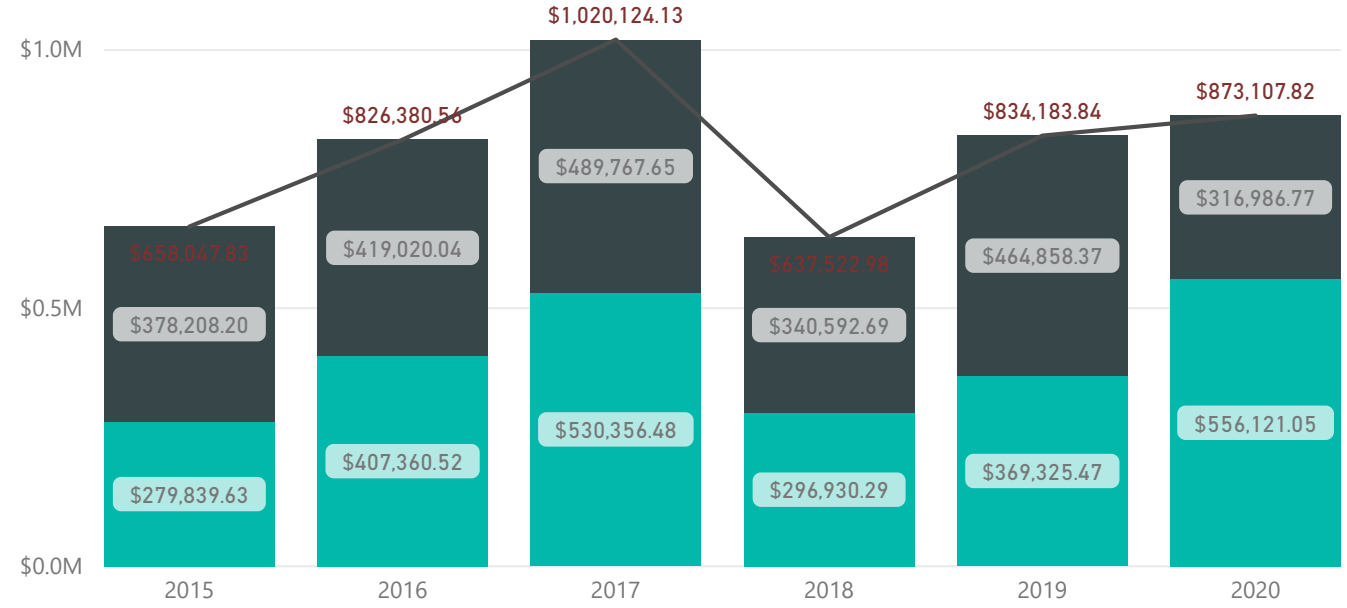
TOTAL PERMITS

issue month ● 1 ● 2 ● Count of Permit



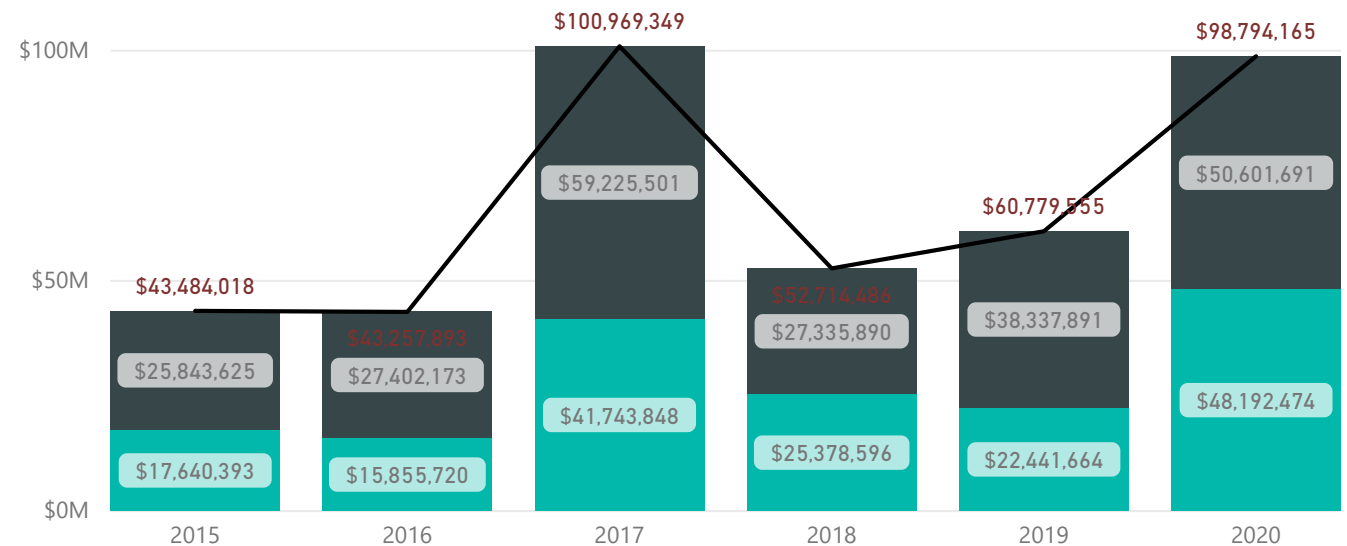
TOTAL PERMIT FEES

issue month ● 1 ● 2 ● Fee Collected



TOTAL VALUATIONS

issue month ● 1 ● 2 ● Valuation



Top Projects (Valuation over 500K)

CalendarYear issue month

ValueNum	Permit	Permit Description	issue date	AppAddress	NameOwner	NameContractor	NameSubcontractor
\$10,808,204	20-00002243	SCHOOLS & OTHER EDUCATIONAL	2/26/2020	2000 E PLUM ST	LAREDO INDEPENDENT SCHOOL DIST	LEYENDECKER CONSTRUCTION	LEYENDECKER CONSTRUCTION
\$10,808,204	20-00002244	SCHOOLS & OTHER EDUCATIONAL	2/26/2020	2000 E PLUM ST	LAREDO INDEPENDENT SCHOOL DIST	LEYENDECKER CONSTRUCTION	LEYENDECKER CONSTRUCTION
\$4,837,500	19-00009186	STORES & RETAIL	2/4/2020	6407 ARENA BLVD	LAREDO AUTOMOTIVE PROPERTIES L	TBD	WIER ENTERPRISES
\$3,200,000	20-00001235	INDUSTRIAL / WAREHOUSE	2/25/2020	1110 SANTO TOMAS ST	BEGAR LP	COBALT CONSTRUCTION	COBALT CONSTRUCTION
\$1,129,600	19-00015330	3 & 4 FAMILY BLDG MULTI	2/27/2020	7102 ROCIO DR	NORTH PALMS APARTMENTS INC	NEW EDGE BUILDING SOLUTIONS IN	NEW EDGE BUILDING SOLUTIONS IN
\$1,000,000	20-00001023	HOSPITAL & INSTITUTIONAL	2/21/2020	4500 SAN BERNARDO AVE	LAREDO GATEWAY LTD	ZERTUCHE CONSTRUCTION	ZERTUCHE CONSTRUCTION
\$847,200	19-00015332	3 & 4 FAMILY BLDG MULTI	2/27/2020	7102 ROCIO DR	NORTH PALMS APARTMENTS INC	NEW EDGE BUILDING SOLUTIONS IN	NEW EDGE BUILDING SOLUTIONS IN
\$796,500	20-00000500	STORES & RETAIL	2/14/2020	5000 SAN DARIO AVE	CRICKM LAREDO TRUST CORPORATE	SIMMS, MATTHEW	SIMMS, MATTHEW
\$725,000	19-00012979	NON RESD & NON HOUSE KEEPING	2/18/2020	5404 SAN BERNARDO AVE	MASTER E SQUARED LAREDO LLC	CLM SPECIALTY CONSTRUCTION INC	CLM SPECIALTY CONSTRUCTION INC
\$719,591	19-00015335	3 & 4 FAMILY BLDG MULTI	2/27/2020	7102 ROCIO DR	NORTH PALMS APARTMENTS INC	NEW EDGE BUILDING SOLUTIONS IN	NEW EDGE BUILDING SOLUTIONS IN
\$34,871,799							

MultiFamily Projects

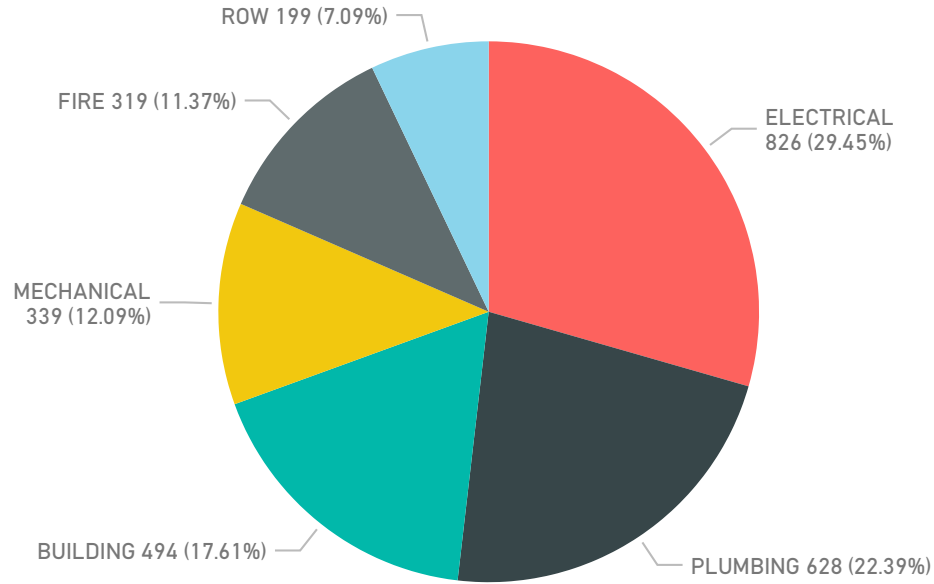
CalendarYear issue month

ValueNum	Permit	Permit Description	issue date	AppAddress	NameOwner	NameContractor	NameSubcontractor
\$1,129,600	19-00015330	3 & 4 FAMILY BLDG MULTI	2/27/2020	7102 ROCIO DR	NORTH PALMS APARTMENTS INC	NEW EDGE BUILDING SOLUTIONS IN	NEW EDGE BUILDING SOLUTIONS IN
\$847,200	19-00015332	3 & 4 FAMILY BLDG MULTI	2/27/2020	7102 ROCIO DR	NORTH PALMS APARTMENTS INC	NEW EDGE BUILDING SOLUTIONS IN	NEW EDGE BUILDING SOLUTIONS IN
\$302,450	19-00015333	3 & 4 FAMILY BLDG MULTI	2/27/2020	7102 ROCIO DR	NORTH PALMS APARTMENTS INC	NEW EDGE BUILDING SOLUTIONS IN	NEW EDGE BUILDING SOLUTIONS IN
\$719,591	19-00015335	3 & 4 FAMILY BLDG MULTI	2/27/2020	7102 ROCIO DR	NORTH PALMS APARTMENTS INC	NEW EDGE BUILDING SOLUTIONS IN	NEW EDGE BUILDING SOLUTIONS IN
\$30,500	20-00001253	3 & 4 FAMILY BLDG MULTI	2/10/2020	4220 LORING AVE	BLANCO-NARVAEZ JOSE J	12/31/1899	0
\$3,029,341							

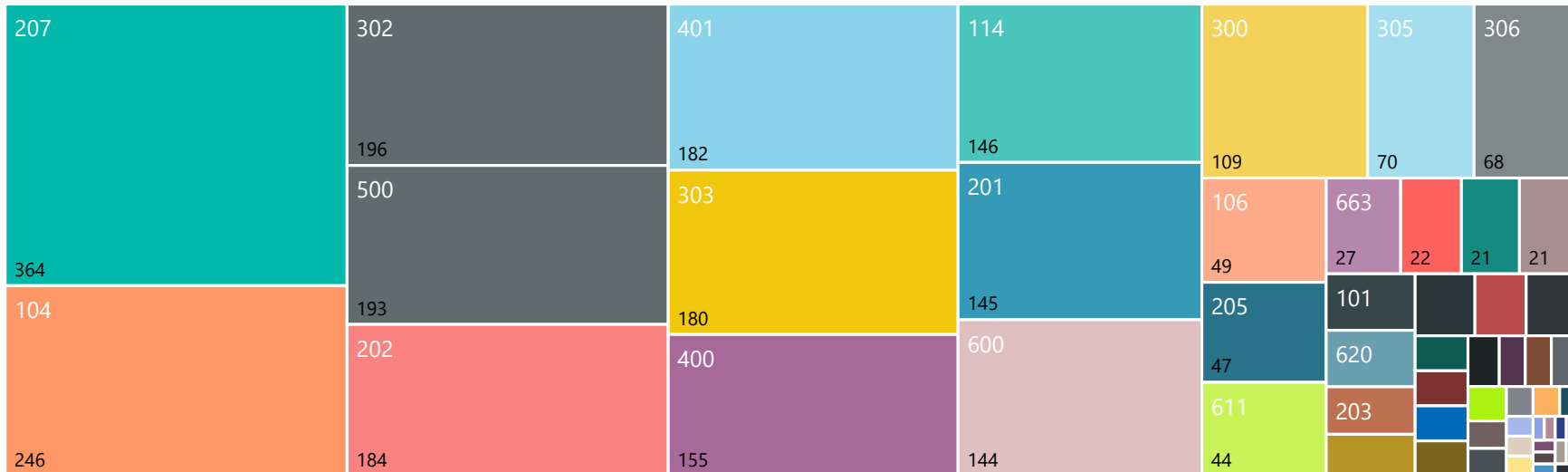
Inspections

Month Year

Count of PermitNumber by GroupType



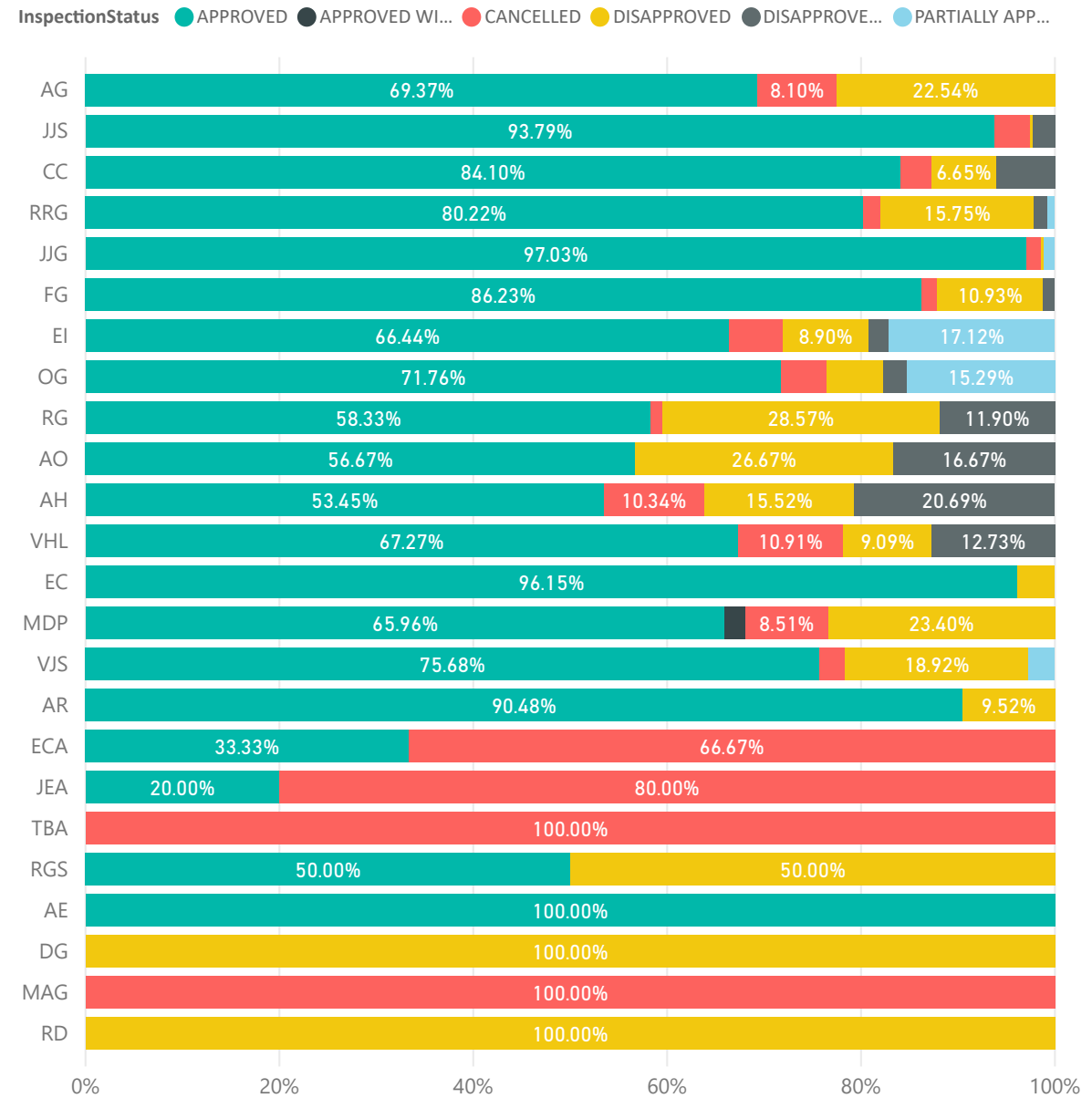
Count of PermitNumber by InspectionCode



InspectionCode	First Inspection Type	Count of PermitNumber
	FIRE CLINIC	2
100	FOUNDATION	22
101	FRAMING	19
102	CERTIFICATE OF OCCUPANCY	7
104	BUILDING FINAL	246
106	INVESTIGATION INSPECTION	49
107	POOL REINFORCING INSPECTI	5
114	INSULATION	146
200	T-POLE	14
201	EL RES. ROUGH-IN	145
202	EL-SERVICE INSPECTION	184
203	EL COMM WALL ROUGH-IN	16
204	EL COMM CEILING ROUGH-IN	21
205	EL COMM ROUGH-IN	47
206	EL PROVISIONAL	21
207	EL FINAL	364
208	EL RECONNECT	14
300	PL COVER	109
301	PL COPPER	5
302	PL ROUGH-IN	196
303	PL CSI & FINAL	180
305	PL GAS ROUGH IN	70
306	PL GAS FINAL	68
400	ML ROUGH -IN	155
401	ML FINAL	182
402	DUCT SYSTEM/AIR LEAKAGE T	2
500	SC DRIVEWAY & SIDEWALK	193
501	SC STREET CUT	6
600	FIRE INSPECTION	144
604	FIRE ALARM PANEL REPLACEM	1
606	FIRE BEER & WINE INSP	5
607	FIRE CHURCH INSPECTION	1
608	FIRE DAYCARE OR SIMILAR I	12
610	FIRE EXPLOSIVE TRANSPORT	7
611	FIRE FOOD BOOTH INSP	44
613	FIRE FUEL LN PRESSURE TES	1
614	FIRE ALARM MODIFICATION I	1
Total	BUILDING FINAL	2805

Inspector	APPROVED	APPROVED WITH EXCEPT	CANCELLED	DISAPPROVED	DISAPPROVED WITH PEN	PARTIALLY APPROVED	Total
AG	394		46	128			568
JJS	408		16	1	10		435
CC	291		11	23	21		346
RRG	219		5	43	4	2	273
JJG	261		4	1		3	269
FG	213		4	27	3		247
EI	97		8	13	3	25	146
OG	61		4	5	2	13	85
RG	49		1	24	10		84
AO	34			16	10		60
AH	31		6	9	12		58
VHL	37		6	5	7		55
EC	50			2			52
MDP	31	1	4	11			47
VJS	28		1	7		1	37
AR	19			2			21
ECA	2		4				6
JEA	1		4				5
TBA			5				5
RGS	1			1			2
AE	1						1
DG				1			1
MAG			1				1
RD				1			1
Total	2228	1	130	320	82	44	2805

Count of PermitNumber by Inspector and InspectionStatus



Year

Month

