

March 2020

2020 Monthly Permit Reports

Building Development Services
Department

1413 Houston St
Laredo, Texas 78040

956.794.1625

Director: Arturo Garcia



Building Permits (New Construction)

CalendarYear issue month

HOUSEKEEPING BUILDING

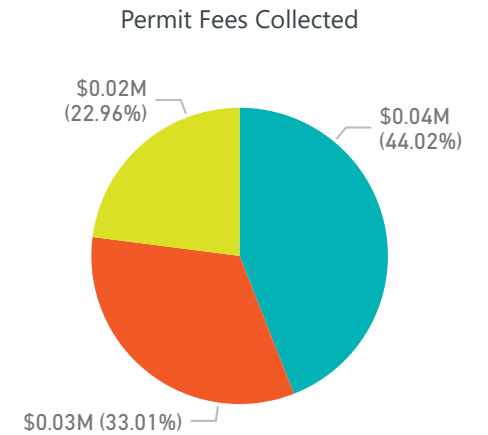
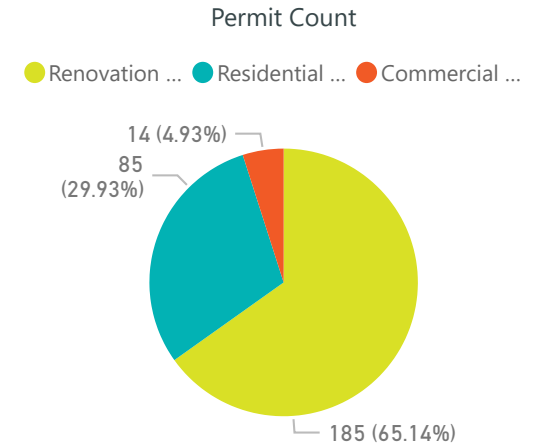
Type	Permit Description	Permits	Fee Collected	Valuation
101	SINGLE FAMILY DETACHED	79	\$38,553.32	\$11,385,988
106	REINSTALLATION PERMIT	1	\$50.00	\$0
107	INSTALLATION PERMIT	5	\$250.00	\$0
Total		85	\$38,853.32	\$11,385,988

ADDITIONS, ALTERNATIONS & CONVERSION

Type	Permit Description	Permits	Fee Collected	Valuation
434	RES ATTACHED ADDITION	16	\$1,665.00	\$158,752
434P	*PENALTY - RES PORCH, CARPORT & ADDITION	3	\$384.00	\$0
435	BLOCK FENCE	47	\$3,572.00	\$129,673
435P	*PENALTY - BLOCK FENCE-REMODEL-REROOF	1	\$92.00	\$0
436	RES REROOF	42	\$3,528.00	\$158,184
436P	*PENALTY - RES REROOF	1	\$100.00	\$0
437	NON RESD & NON HOUSE KEEPING	15	\$4,839.00	\$1,759,744
438	RES DETACHED ADDITION	10	\$1,044.30	\$21,774
439	SWIMMING POOL - RESIDENTIAL	11	\$1,144.00	\$191,000
440	RES REMODEL 0 -1000 SQFT	19	\$1,856.00	\$252,245
440P	*PENALTY - RES REMODEL 0 - 1000 SQFT	2	\$256.00	\$0
441	RES REMODEL 1001 - 2000 sqft	14	\$1,427.00	\$324,240
442	RES REMODEL 2001 + sqft	4	\$358.99	\$25,000
Total		185	\$20,266.29	\$3,020,612

NEW NON-RESIDENTIAL BUILDING

Type	Permit Description	Permits	Fee Collected	Valuation
320	INDUSTRIAL / WAREHOUSE	4	\$8,350.50	\$46,818,487
324	OFFICES, BANKS	3	\$1,521.00	\$301,600
326	SCHOOLS & OTHER EDUCATIONAL	1	\$9,846.75	\$10,808,204
327	STORES & RETAIL	4	\$5,535.00	\$1,844,785
331	RESTAURANT	2	\$3,880.00	\$2,120,000
Total		14	\$29,133.25	\$61,893,076



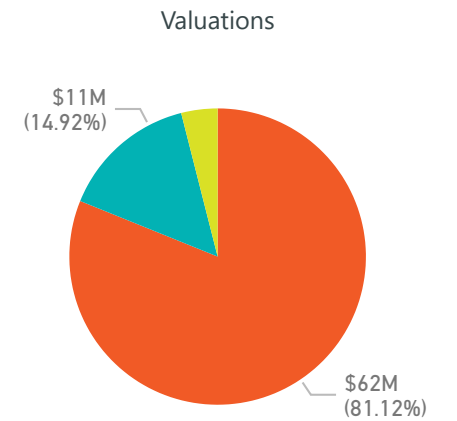
BUILDING PERMITS (BY MONTH)

Month	CalendarYear	Count of Permit	Fee Collected	ValueNum
March	2018	495	\$109,873.51	\$26,653,614
March	2019	446	\$162,831.38	\$51,366,025
March	2020	284	\$88,252.86	\$76,299,676

BUILDING PERMITS (YEAR TO DATE)

CalendarYear	Count of Permit	Fee Collected	ValueNum
2018	1296	\$295,654.39	\$78,511,260
2019	1126	\$366,932.57	\$111,586,245
2020	909	\$287,292.94	\$172,412,061

issue month



BUILDING PERMIT (NEW CONSTRUCTION) - CHARTS - PERMITS, FEES, VALUATION

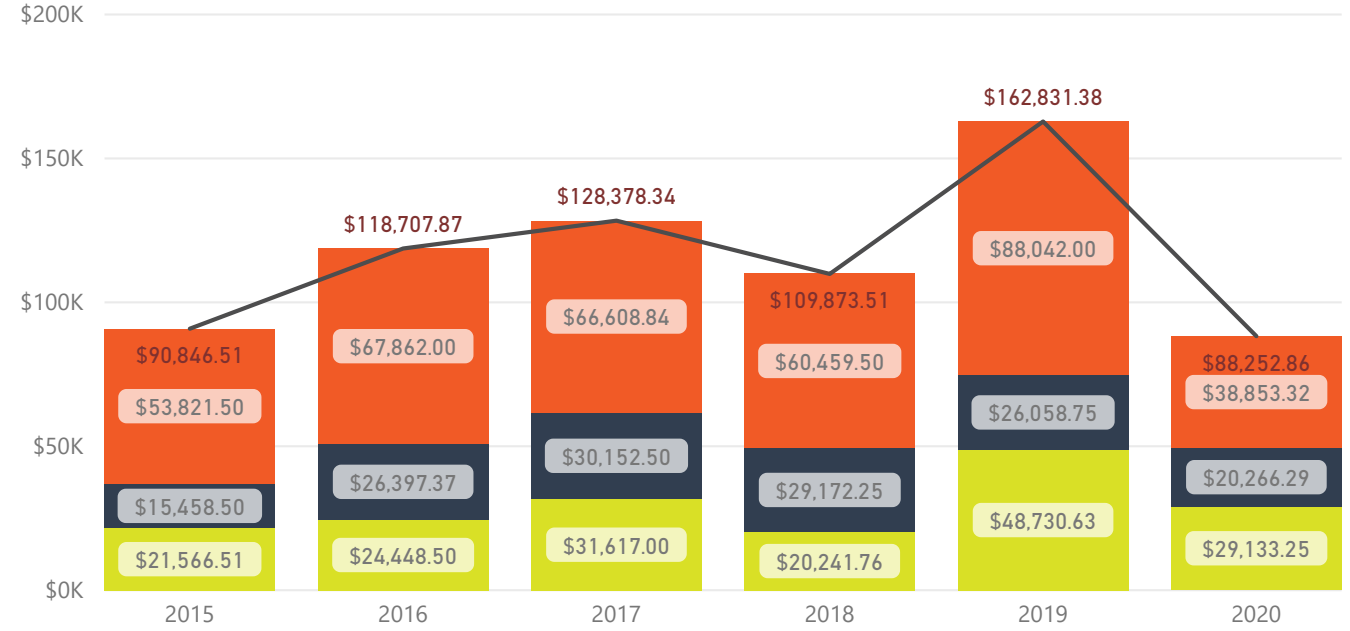
issue month

3

Permit-Type	Average of Fee Collected	Average of Valuation
Commercial Construction	\$2,080.95	\$4,420,934.00
Renovation & Additions	\$109.55	\$16,327.63
Residential Construction	\$457.10	\$133,952.80
Total	\$310.75	\$268,660.83

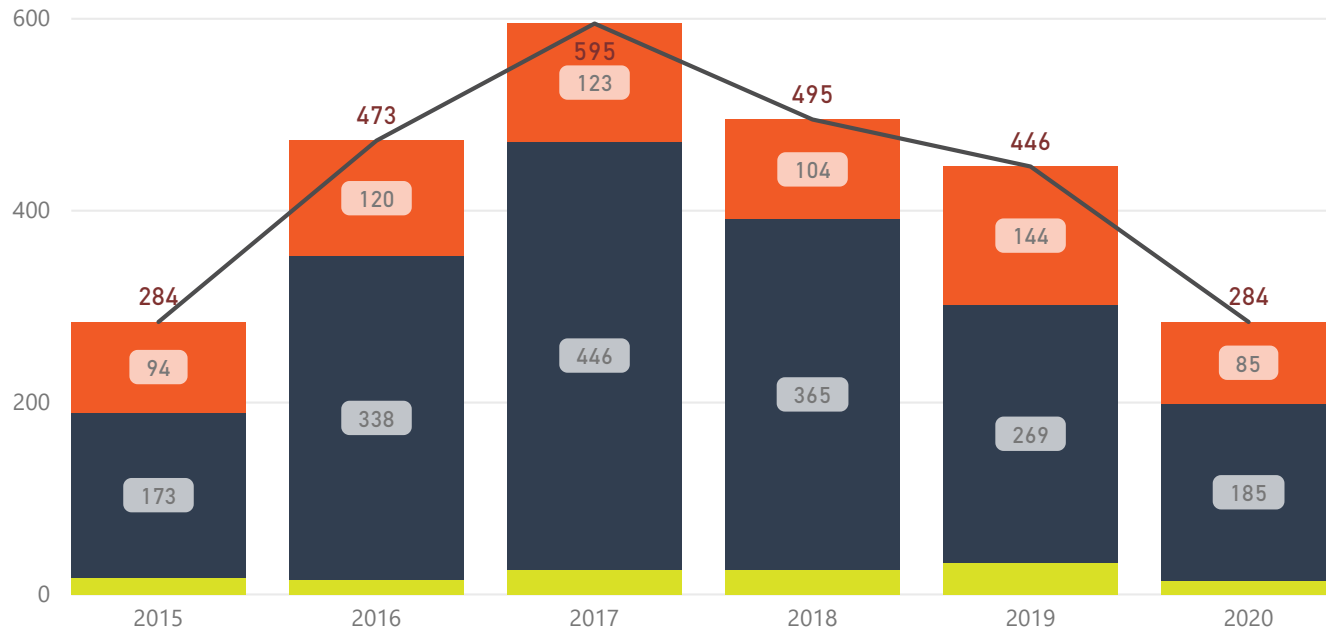
NEW BUILDING PERMIT FEES

Permit-Type ● Commercial Construction ● Renovation & Additions ● Residential Construction ● Fee Collected



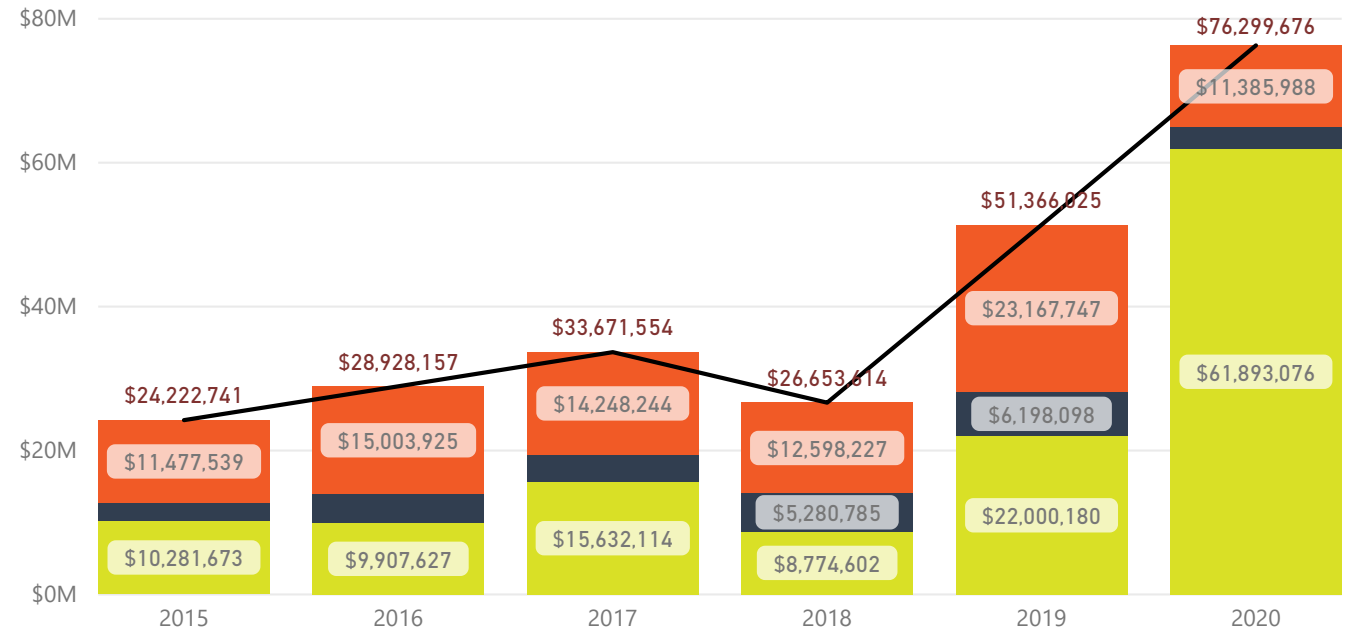
NEW BUILDING PERMITS

Permit-Type ● Commercial Construction ● Renovation & Additions ● Residential Construction ● Count of Permit



NEW BUILDING VALUATIONS

Permit-Type ● Commercial Construction ● Renovation & Additions ● Residential Construction ● Valuation

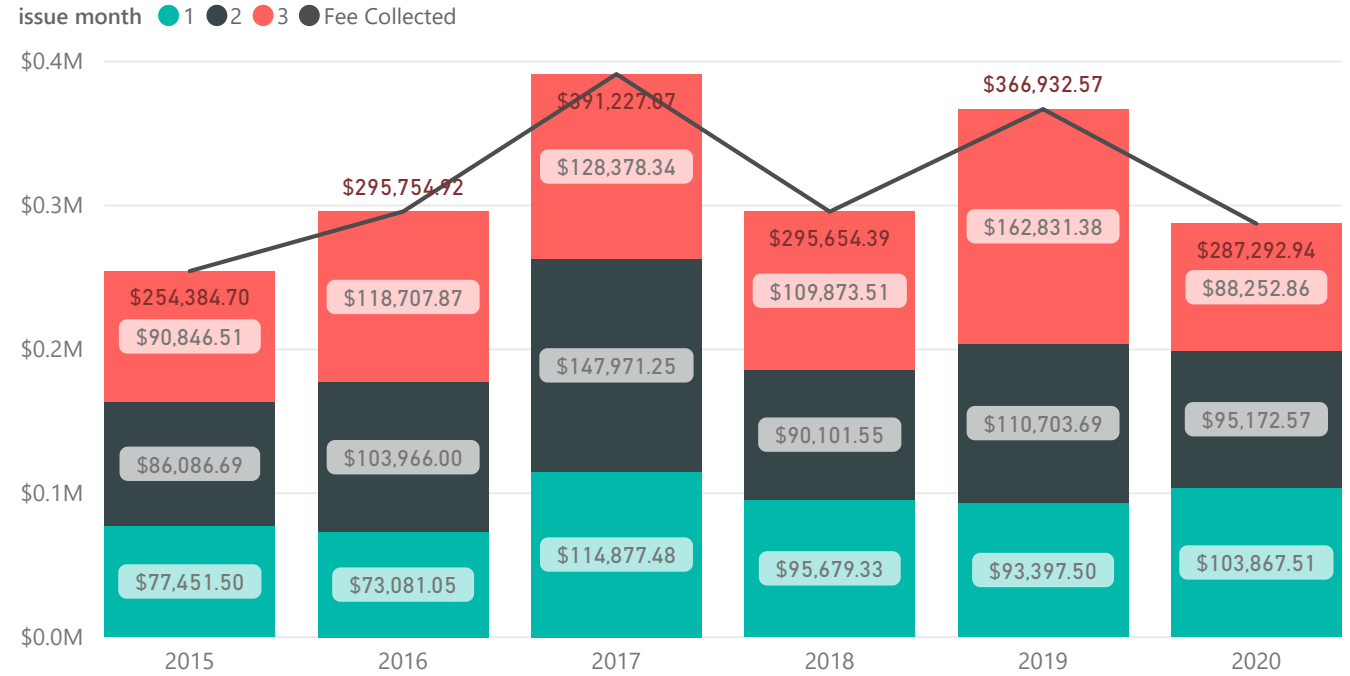


BUILDING PERMIT (NEW CONSTRUCTION) - CHARTS - PERMITS, FEES, VALUATION - YEAR TO DATE

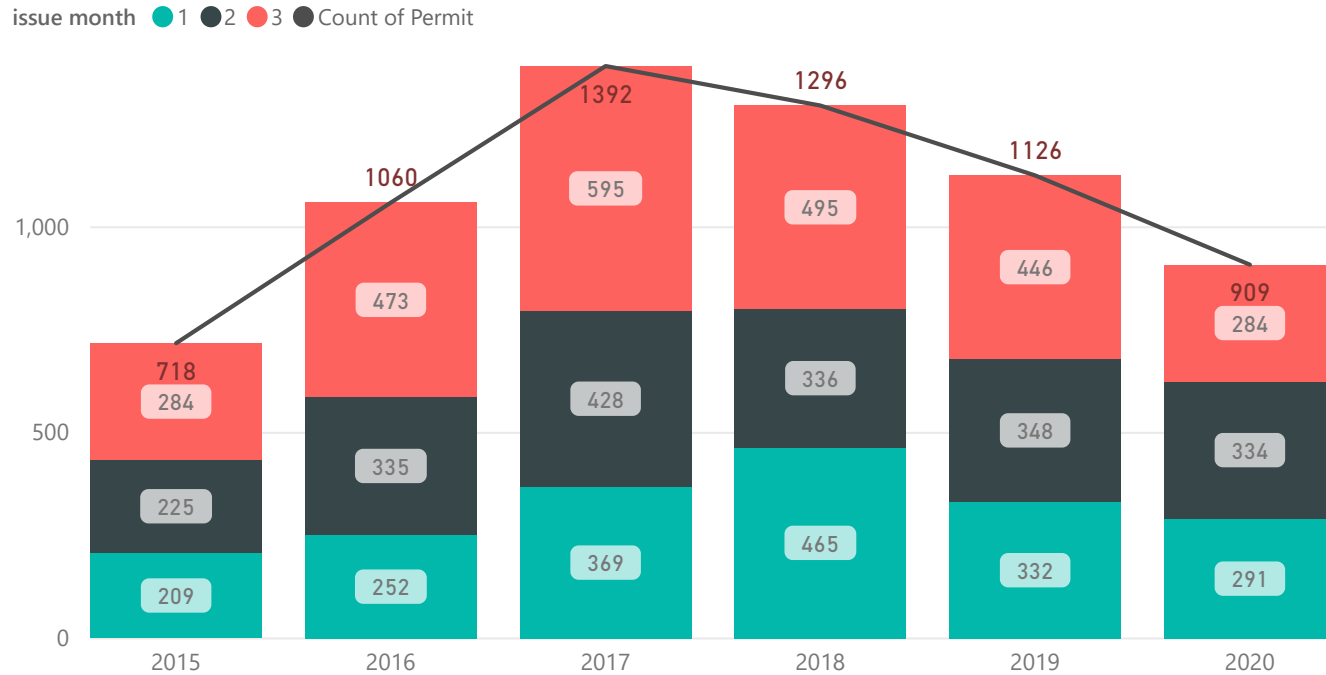
1 3

Permit-Type	Average of Fee Collected	Average of Valuation
Commercial Construction	\$1,548.66	\$2,247,829.34
Renovation & Additions	\$110.33	\$13,059.58
Residential Construction	\$476.16	\$134,687.74
Total	\$316.05	\$189,672.23

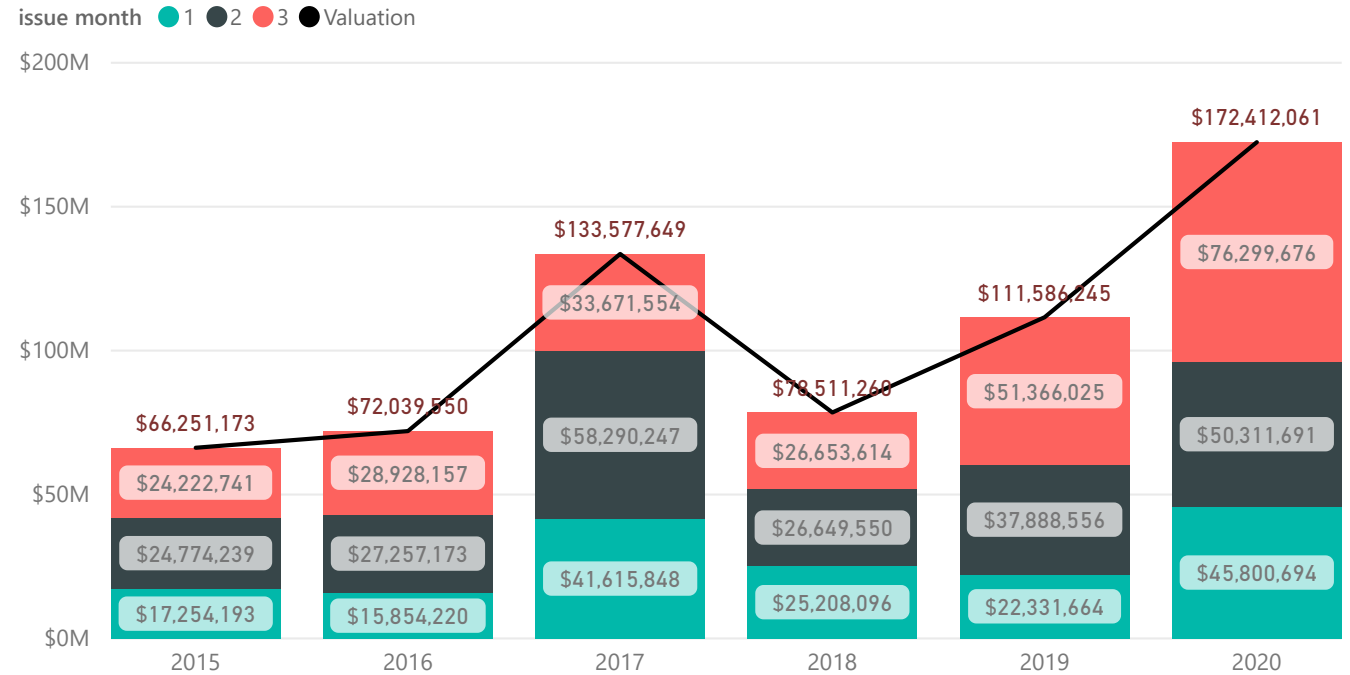
NEW BUILDING PERMIT FEES



NEW BUILDING PERMITS



NEW BUILDING VALUATIONS



Professional Permits

CalendarYear issue month

RIGHT-OF-WAY (ROW)

Type	Permit Description	Permits	Fee Collected
500	RES DRIVEWAY & SIDEWALK	149	\$7,500.00
501	COMM DRIVEWAY & SIDEWALK	10	\$1,900.00
502	RES IRRIGATION ROW	14	\$700.00
503	COMM IRRIGATION ROW	2	\$500.00
511	STREET CUT R.O.W. ENG	69	\$0.00
511B	STREET CUT R.O.W. BLDG	12	\$3,900.00
Total		256	\$14,500.00

DEMOLITIONS

Type	Permit Description	Permits	Fee Collected
645	DEMO SINGLE FAM ATCH/DETACH	10	\$500.00
649	DEMO COMMERCIAL BLDG	4	\$243.00
Total		14	\$743.00

ELECTRICAL

Type	Permit Description	Permits	Fee Collected
700	EL-TEMPORARY	10	\$398.50
701	EL-RESIDENTIAL	204	\$19,649.50
702	EL-COMMERCIAL	67	\$8,490.00
703	EL-RECON/RELOCATE	23	\$950.00
705	EL-METER UPGRADE	1	\$50.00
Total		305	\$29,538.00

PLUMBING

Type	Permit Description	Permits	Fee Collected
800	PL-RESIDENTIAL	124	\$14,664.00
801	PL-COMMERCIAL	67	\$7,445.00
804	PL-IRRIGATION RESIDENTIAL	62	\$4,353.00
805	PL-IRRIGATION COMMERCIAL	6	\$895.00
Total		259	\$27,357.00

MECHANICAL

Type	Permit Description	Permits	Fee Collected
900	ML-RESIDENTIAL	88	\$10,068.00
901	ML-COMMERCIAL	22	\$3,764.00
902	ML-CHANGE OUT	1	\$100.00
Total		111	\$13,932.00

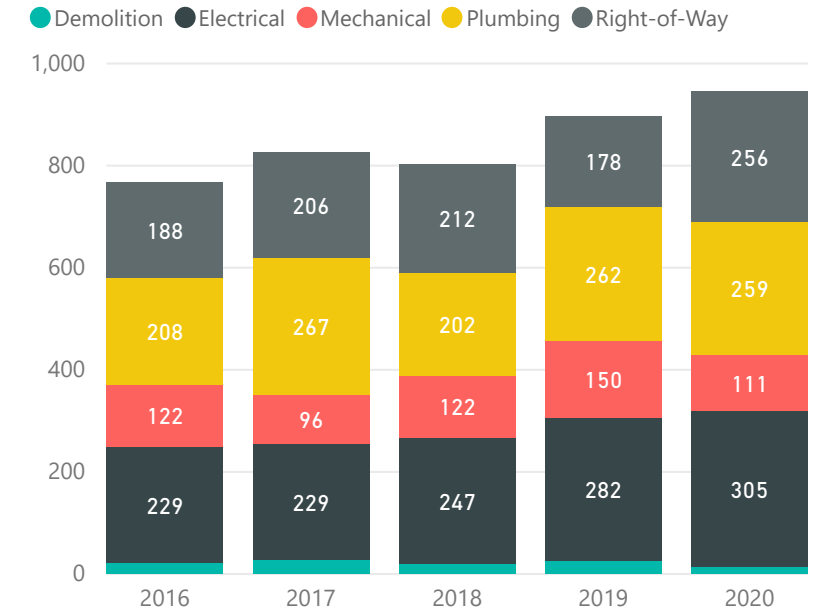
PROFESSIONAL PERMITS (BY MONTH)

Month	CalendarYear	Count of Permit	Fee Collected
March	2018	803	\$80,235.00
March	2019	897	\$101,643.00
March	2020	945	\$86,070.00

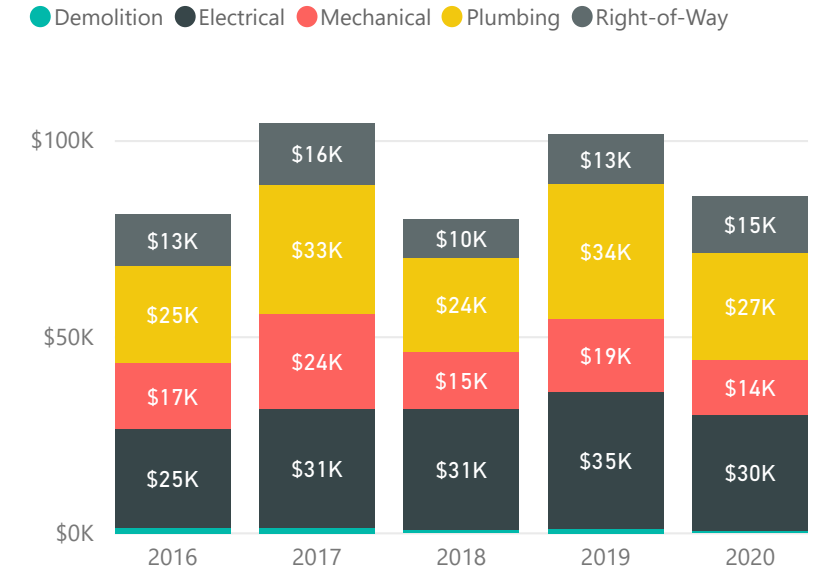
PROFESSIONAL PERMITS (YEAR TO DATE)

CalendarYear	Count of Permit	Fee Collected
2018	2178	\$223,854.00
2019	2570	\$263,951.50
2020	2975	\$302,313.10

Professional Permits by Year for this Month



Professional Permit Fees Collected by Year for this Month



issue ...



Other Permits & Totals

CalendarYear issue month

VENDOR

Type	Permit Description	Permits	Fee Collected
970	VNDR 6WK PERMIT/ OWN PROPERTY	1	\$100.00
Total		1	\$100.00

OTHER

Type	Permit Description	Permits	Fee Collected
321	PRKNG/PAVING	5	\$11,913.75
328	SIGN PERMIT	38	\$3,810.15
332	TOWER PERMIT	5	\$566.00
915	NEW BUSINESS	29	\$1,450.00
920	NEIGHBORHOOD ENPOWERMENT ZNE R	1	\$60.00
960	AMUSEMENT PERMIT	1	\$157,500.00
985	GARAGE SALE PERMIT	160	\$2,400.00
BCOM	BUILDING COMPLAINT	32	\$0.00
Total		271	\$177,699.90

OTHER PERMITS (BY MONTH)

Month	CalendarYear	Count of Permit	Fee Collected
March	2018	600	\$445,764.35
March	2019	507	\$204,345.31
March	2020	272	\$177,799.90

OTHER PERMITS (YEAR TO DATE)

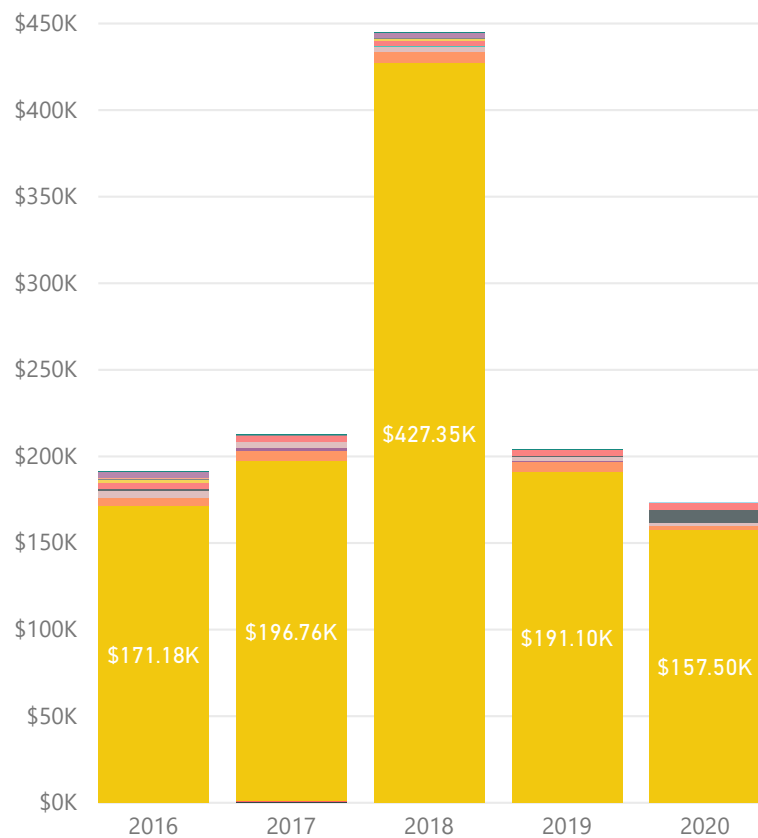
CalendarYear	Count of Permit	Fee Collected	ValueNum
2018	1280	\$753,887.45	\$1,300,340
2019	1164	\$672,119.46	\$645,819
2020	959	\$635,624.54	\$8,098,780

issue ...

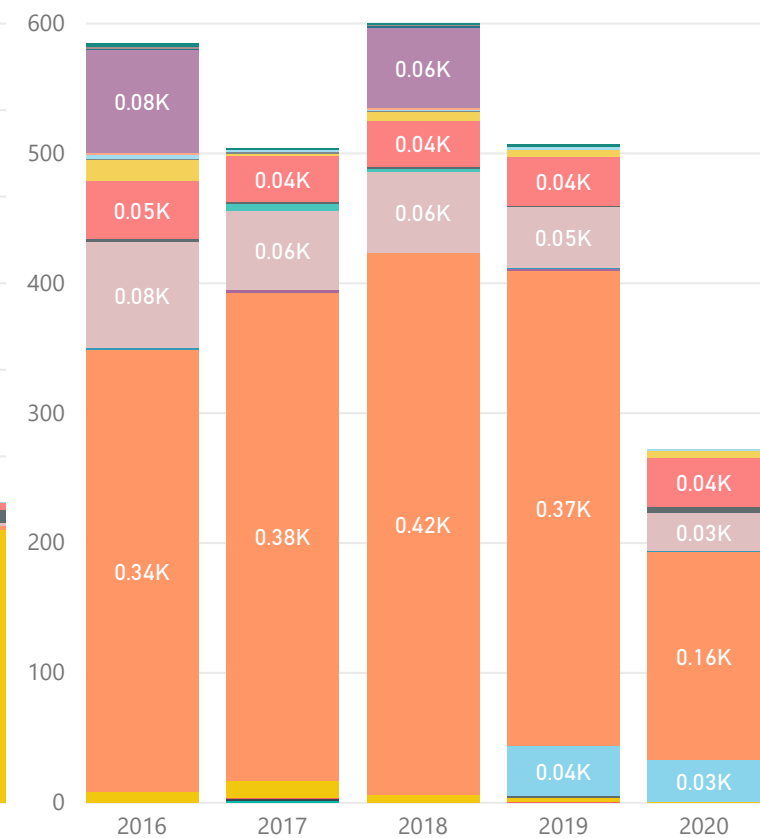


Other Permit Fees for Month

- *PENALTY - PORTABLE BUIL...
- *PENALTY - PRKNG/PAVING
- *PENALTY - SIGN PERMIT
- AMUSEMENT PERMIT
- BP CO INSPECTION
- BUILDING COMPLAINT
- GARAGE SALE PERMIT
- NEIGHBORHOOD ENPOWERM...
- NEIGHBORHOOD ENPOWERM...
- NEW BUSINESS
- PORTABLE BUILDING
- PRKNG/PAVING
- SIGN PERMIT
- TOWER PERMIT
- VNDR 6WK PERMIT/ OTHER P...
- VNDR 6WK PERMIT/ OWN PR...



Other Permit Count for Month



TOTAL PERMIT CHARTS - PERMITS, FEES, VALUATION - MONTH

issue month

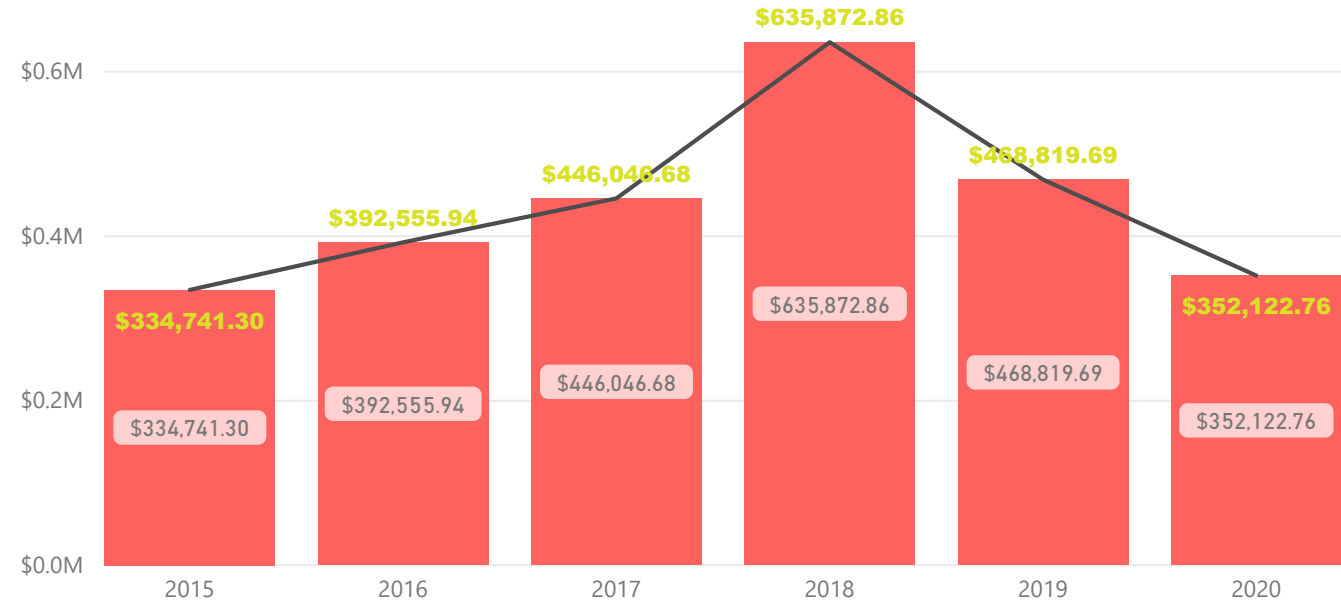
3

TOTAL PERMITS (BY MONTH)

Month	Calendar Year	Permits	Fees Collected	Valuation
March	2018	1898	\$635,872.86	\$27,097,114
March	2019	1850	\$468,819.69	\$51,452,509
March	2020	1501	\$352,122.76	\$81,716,676

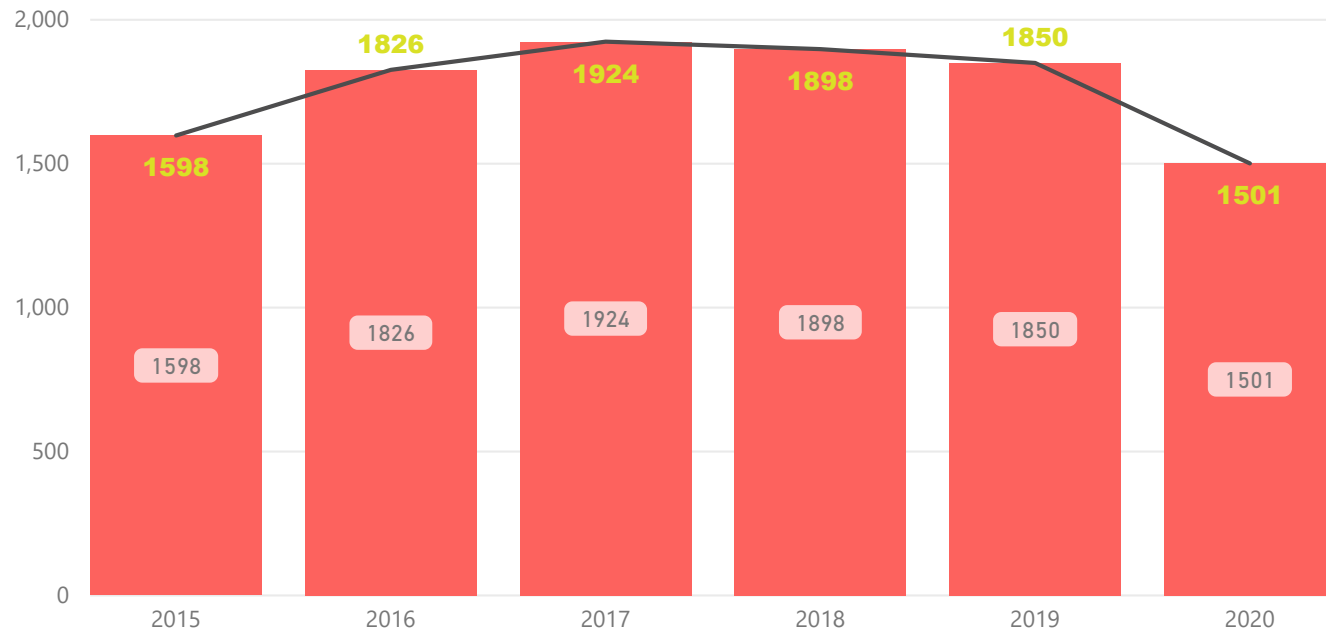
TOTAL PERMIT FEES

issue month ● 3 ● Fee Collected



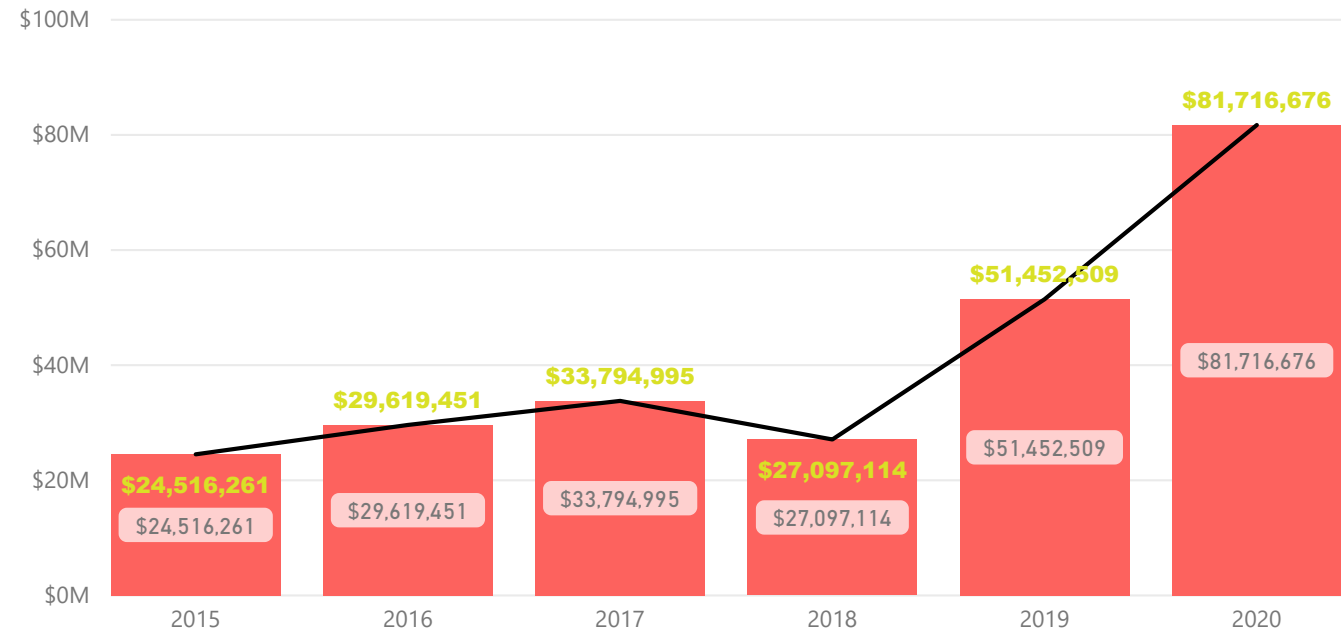
TOTAL PERMITS

issue month ● 3 ● Count of Permit



TOTAL VALUATIONS

issue month ● 3 ● Valuation



TOTAL PERMIT CHARTS - PERMITS, FEES, VALUATION - YEAR TO DATE

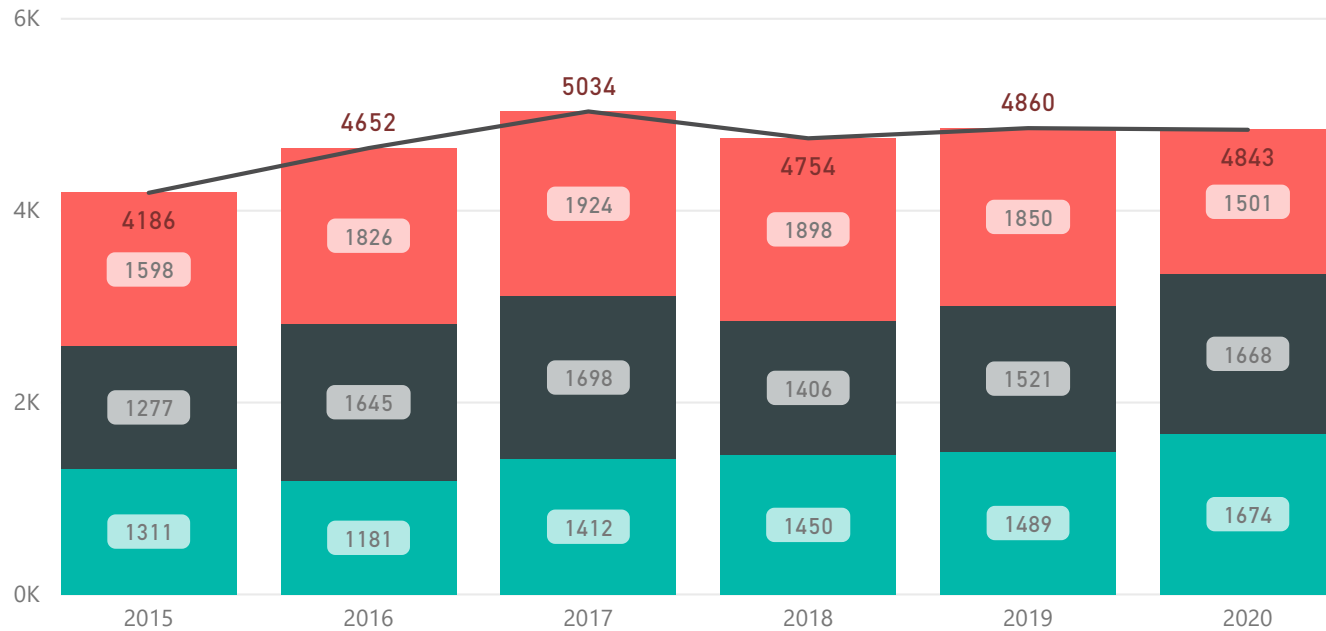
1 3

TOTAL PERMITS (YEAR TO DATE)

Calendar Year	Permits	Fees Collected	Valuation
2018	4754	\$1,273,395.84	\$79,811,600
2019	4860	\$1,303,003.53	\$112,232,064
2020	4843	\$1,225,230.58	\$180,510,841

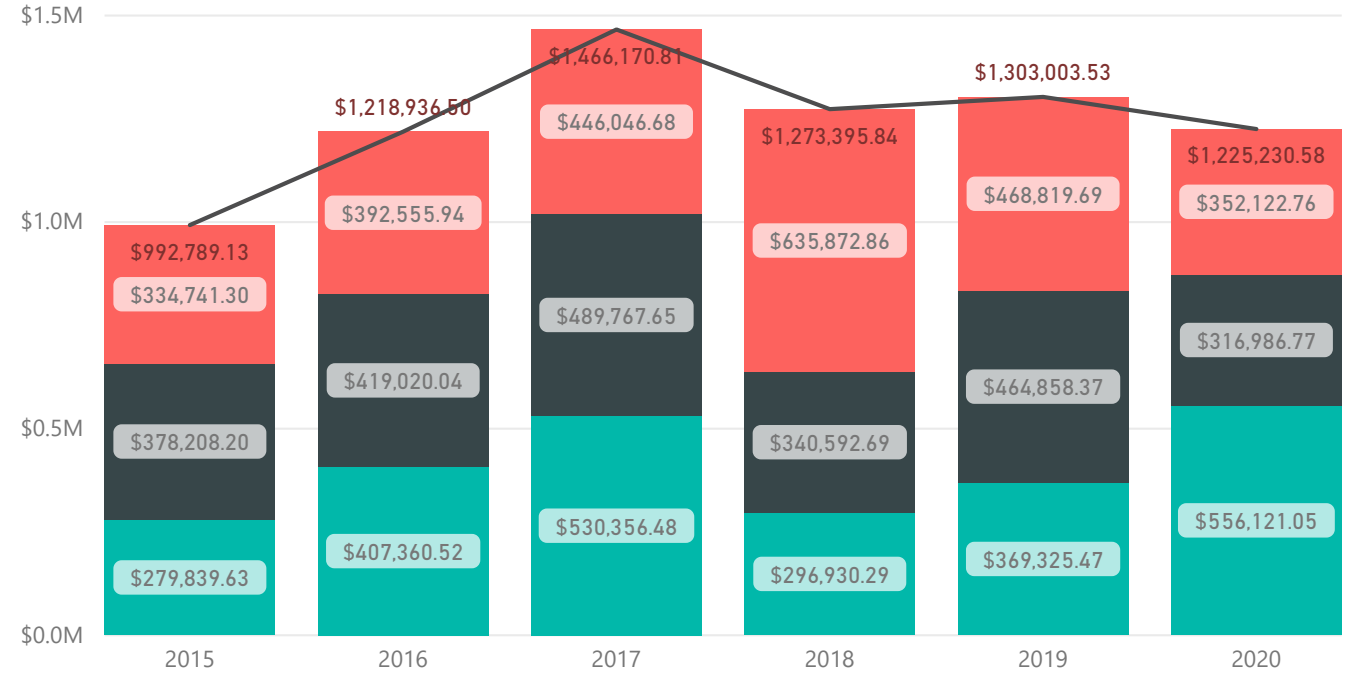
TOTAL PERMITS

issue month 1 2 3 Count of Permit



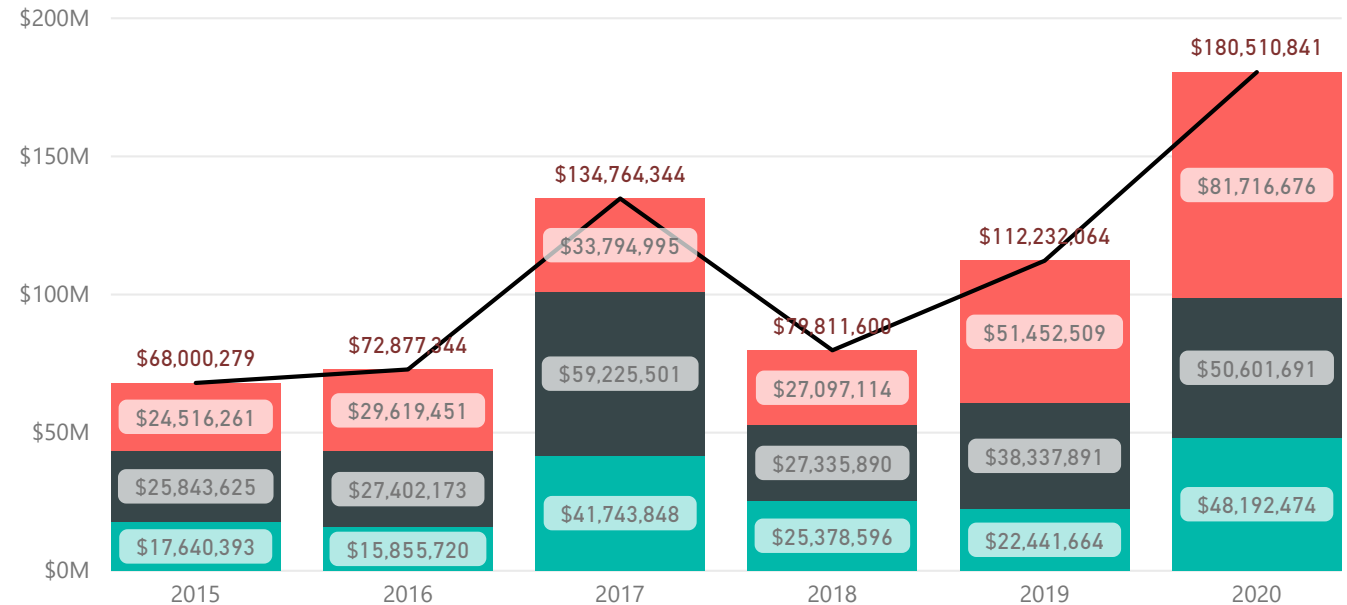
TOTAL PERMIT FEES

issue month 1 2 3 Fee Collected



TOTAL VALUATIONS

issue month 1 2 3 Valuation



Top Projects (Valuation over 500K)

CalendarYear issue month

ValueNum	Permit	Permit Description	issue date	AppAddress	NameOwner	NameContractor	NameSubcontractor
\$41,020,275	20-00002873	INDUSTRIAL / WAREHOUSE	3/10/2020	BP ADDRESS REQUIRED	0	A M KING CONSTRUCTION CO LLC	0
\$10,808,204	20-00000349	SCHOOLS & OTHER EDUCATIONAL	3/9/2020	2000 E PLUM ST	LAREDO INDEPENDENT SCHOOL DIST	LEYENDECKER CONSTRUCTION	LEYENDECKER CONSTRUCTION
\$4,360,000	19-00011668	INDUSTRIAL / WAREHOUSE	3/23/2020	107 ROSS KHALEDI RD	0	K R K LIMITED	K R K LIMITED
\$2,000,000	19-00014675	RESTAURANT	3/11/2020	2420 NE BOB BULLOCK LOOP	0	ATKINSON & ASSOCIATES BUILDERS	ATKINSON & ASSOCIATES BUILDERS
\$1,313,212	20-00001590	INDUSTRIAL / WAREHOUSE	3/11/2020	1208 VIDAL CANTU RD	VR HOLDINGS INC	0	CONSTRUTECH, LLC
\$1,000,000	19-00015389	STORES & RETAIL	3/18/2020	1919 GUADALUPE ST	ARGUINDEGUI REAL ESTATE LTD	TBD	2K CONSTRUCTION
\$938,880	20-00000872	NON RESD & NON HOUSE KEEPING	3/27/2020	3402 CLARK BLVD	0	QUANTUM CONSTRUCTION	QUANTUM CONSTRUCTION
\$597,111	19-00012063	STORES & RETAIL	3/9/2020	5601 MCPHERSON RD	LOPEZ VALERIO PROPERTIES LLC	QS DESIGN INC	QS DESIGN INC
\$62,037,682							

MultiFamily Projects

CalendarYear



issue month



2020



3

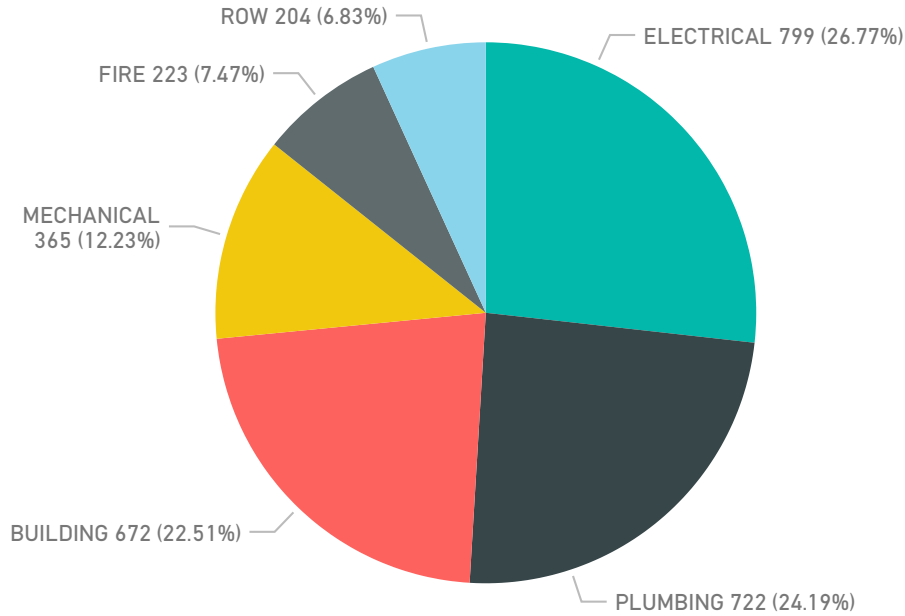


ValueNum	Permit	Permit Description	issue date	AppAddress	NameOwner	NameContractor	NameSubcontractor
----------	--------	--------------------	------------	------------	-----------	----------------	-------------------

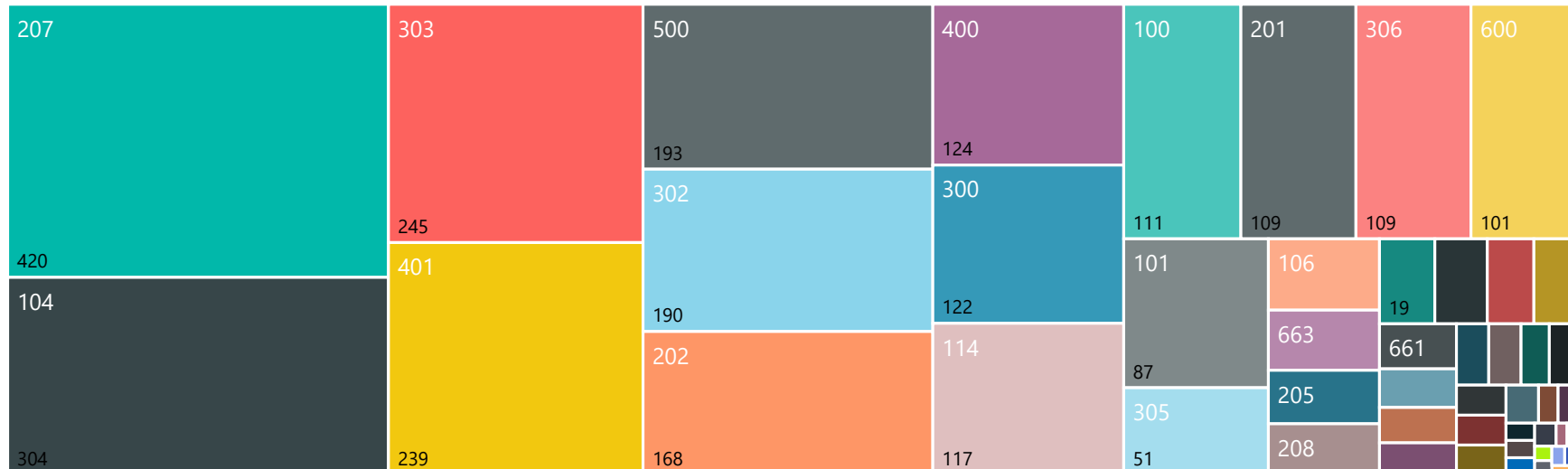
Inspections

Month Year

Count of PermitNumber by GroupType



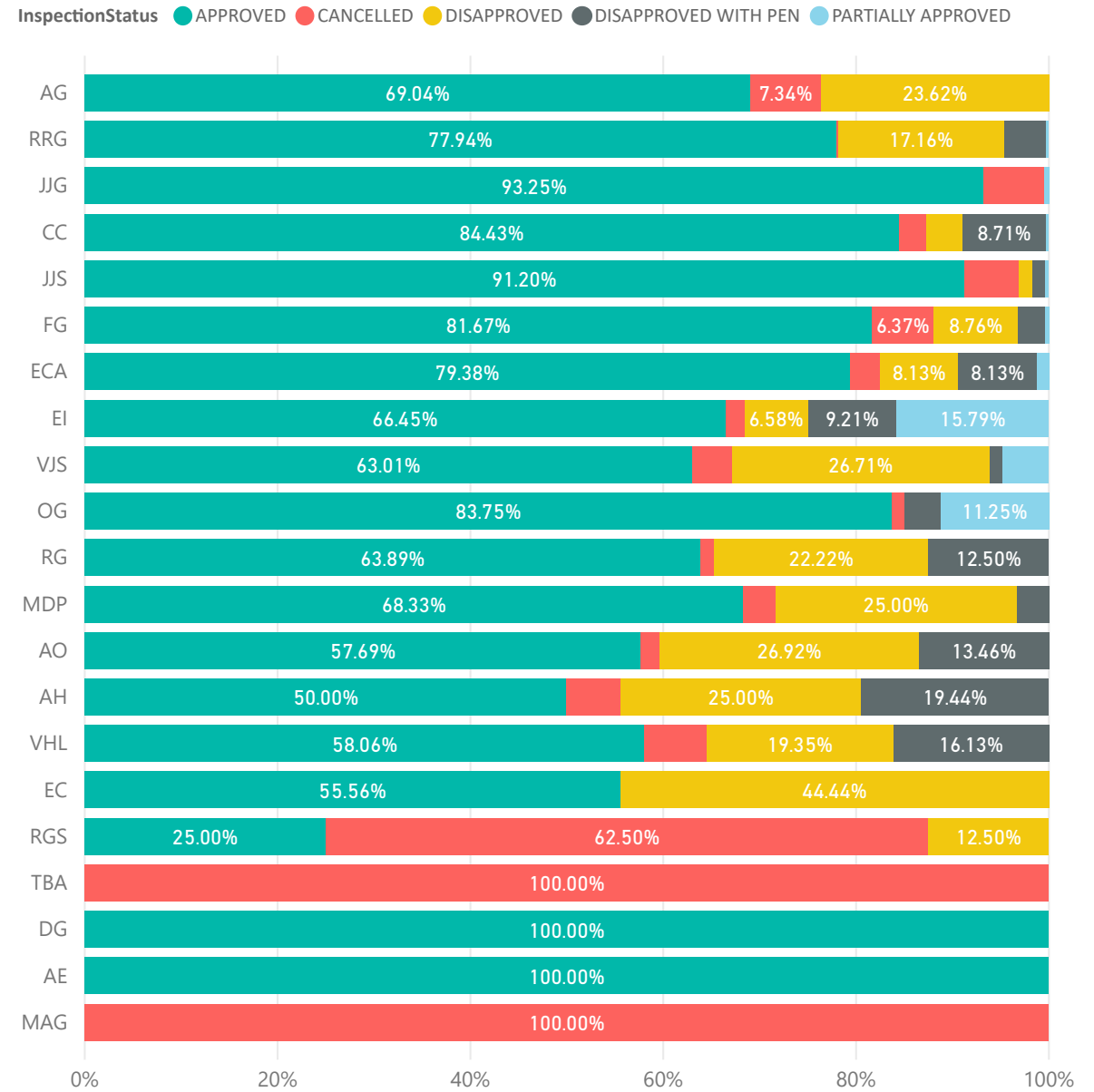
Count of PermitNumber by InspectionCode



InspectionCode	First Inspection Type	Count of PermitNumber
	FIRE CLINIC	3
100	FOUNDATION	111
101	FRAMING	87
102	CERTIFICATE OF OCCUPANCY	15
104	BUILDING FINAL	304
106	INVESTIGATION INSPECTION	32
107	POOL REINFORCING INSPECTI	6
114	INSULATION	117
200	T-POLE	16
201	EL RES. ROUGH-IN	109
202	EL-SERVICE INSPECTION	168
203	EL COMM WALL ROUGH-IN	12
204	EL COMM CEILING ROUGH-IN	19
205	EL COMM ROUGH-IN	24
206	EL PROVISIONAL	8
207	EL FINAL	420
208	EL RECONNECT	23
300	PL COVER	122
301	PL COPPER	5
302	PL ROUGH-IN	190
303	PL CSI & FINAL	245
305	PL GAS ROUGH IN	51
306	PL GAS FINAL	109
400	ML ROUGH -IN	124
401	ML FINAL	239
402	DUCT SYSTEM/AIR LEAKAGE T	2
500	SC DRIVEWAY & SIDEWALK	193
501	SC STREET CUT	11
600	FIRE INSPECTION	101
605	FIRE CONTROL BURNING INSP	1
606	FIRE BEER & WINE INSP	2
608	FIRE DAYCARE OR SIMILAR I	7
610	FIRE EXPLOSIVE TRANSPORT	10
614	FIRE ALARM MODIFICATION I	1
618	FIRE HOTEL INSP	1
619	FIRE HOSPITAL OR SIMILAR	1
620	FIRE SPRINKLER HYDRSTATIC	18
624	FIRE ALARM NEW INSTALL IN	7
625	FIRE NURSING HOME OR SIMI	1
Total	BUILDING FINAL	2985

Inspector	APPROVED	CANCELLED	DISAPPROVED	DISAPPROVED WITH PEN	PARTIALLY APPROVED	Total
AG	301	32	103			436
RRG	318	1	70	18	1	408
JJG	373	25			2	400
CC	320	11	14	33	1	379
JJS	259	16	4	4	1	284
FG	205	16	22	7	1	251
ECA	127	5	13	13	2	160
EI	101	3	10	14	24	152
VJS	92	6	39	2	7	146
OG	67	1		3	9	80
RG	46	1	16	9		72
MDP	41	2	15	2		60
AO	30	1	14	7		52
AH	18	2	9	7		36
VHL	18	2	6	5		31
EC	10		8			18
RGS	2	5	1			8
TBA		5				5
DG	4					4
AE	2					2
MAG		1				1
Total	2334	135	344	124	48	2985

Count of PermitNumber by Inspector and InspectionStatus

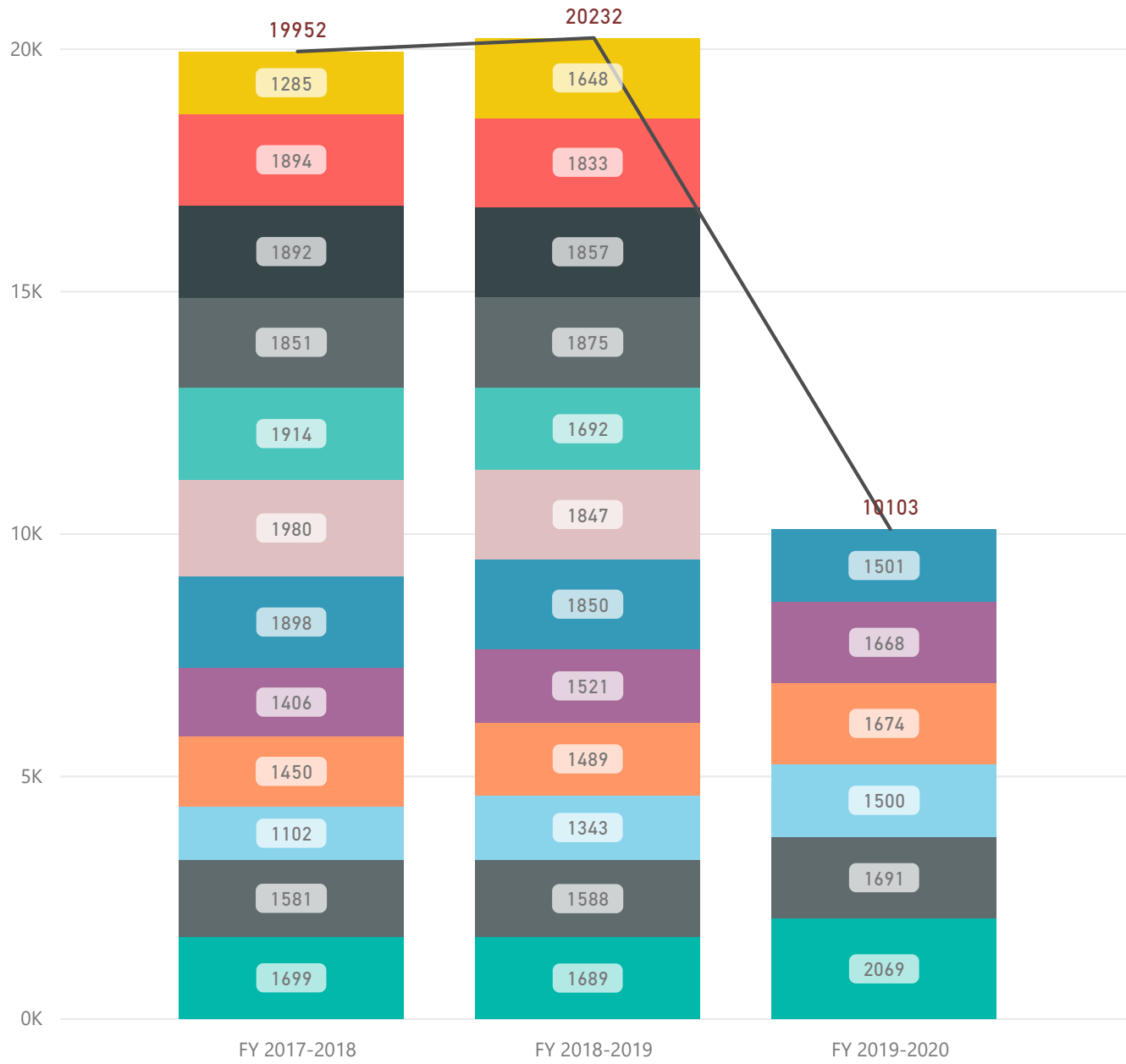


Year

Month

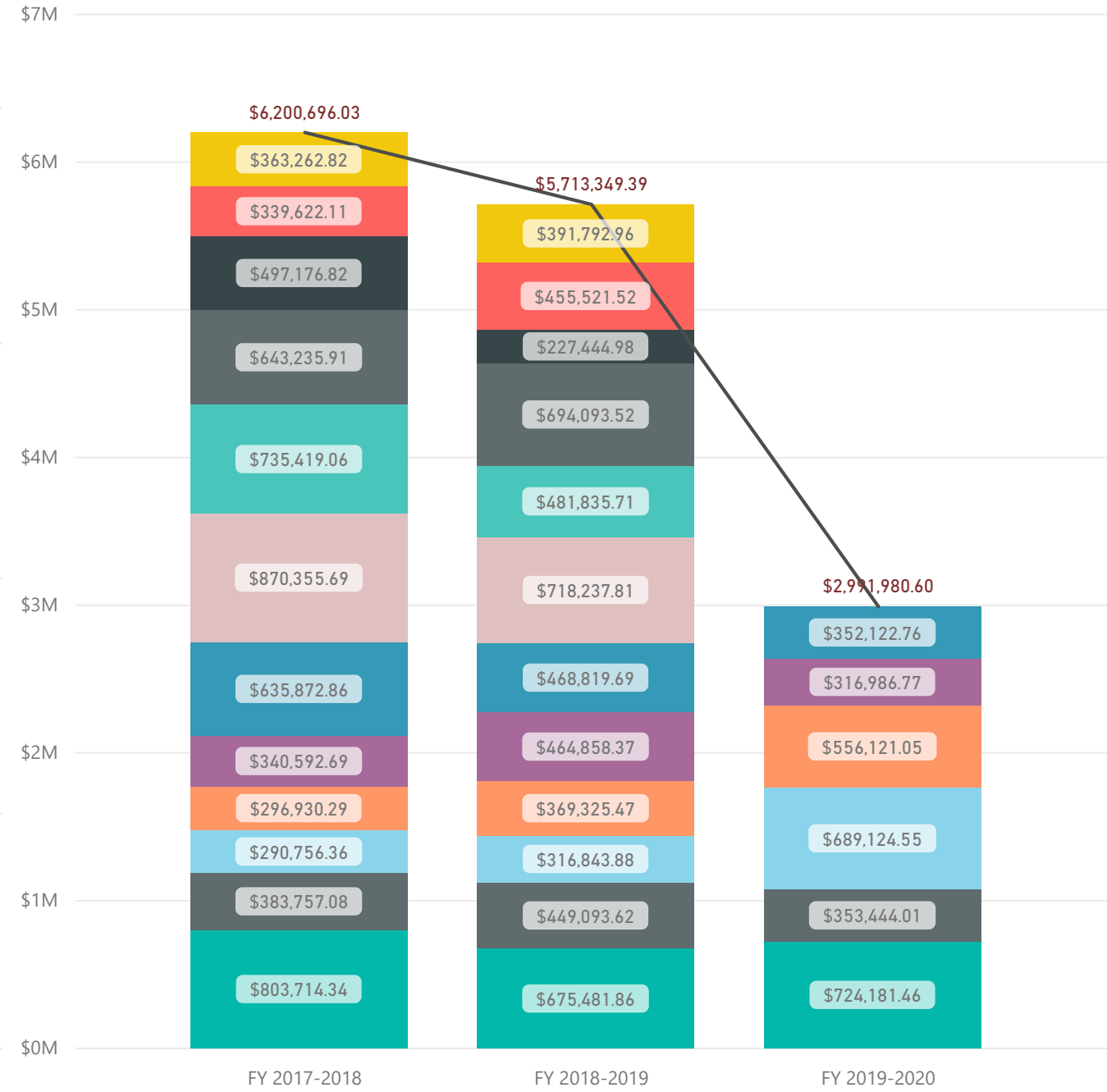
TOTAL PERMITS (COUNT) BY FISCAL YEAR

FISCAL PERIOD ● 1 ● 2 ● 3 ● 4 ● 5 ● 6 ● 7 ● 8 ● 9 ● 10 ● 11 ● 12 ● Count of Permit



TOTAL PERMITS (FEES) BY FISCAL YEAR

FISCAL PERIOD ● 1 ● 2 ● 3 ● 4 ● 5 ● 6 ● 7 ● 8 ● 9 ● 10 ● 11 ● 12 ● Fee Collected



Charts shown are divided by Fiscal Periods, which are the months in the order in which they appear during the fiscal year. October =1, November = 2, etc

Fiscal Year ▼
 FY 2019-2020 ▼

Fiscal Period ▼
 6 ▼

March

2020
Year

\$36,654.09
plan check

\$324,752.68
permit fee

\$242,693,194
valuation

Amusement Permits | 101-0000-312.20-22

Type	Permit Description	Count of Permit	plan check	permit fee
960	AMUSEMENT PERMIT	1	\$0.00	\$157,500.00
Total		1	\$0.00	\$157,500.00

Private Premises Vendors | 100-0000-312.20-23

Type	Permit Description	Count of Permit	plan check	permit fee
970	VNDR 6WK PERMIT/ OWN PROPERTY	1	\$0.00	\$100.00
Total		1	\$0.00	\$100.00

New Business Registration | 101-0000-312.20-27

Type	Permit Description	Count of Permit	plan check	permit fee
915	NEW BUSINESS	29	\$0.00	\$1,450.00
Total		29	\$0.00	\$1,450.00

Garage Sale Permits | 101-0000-312.20-33

Type	Permit Description	Count of Permit	plan check	permit fee
985	GARAGE SALE PERMIT	160	\$0.00	\$2,400.00
Total		160	\$0.00	\$2,400.00

Inspection Fees | 101-0000-312.20-34

Type	Permit Description	Count of Permit	plan check	permit fee
------	--------------------	-----------------	------------	------------

Building Permits | 101-0000-312.20-30/31

Type	Permit Description	Count of Permit	permit fee	plan check
101	SINGLE FAMILY DETACHED	79	\$22,873.52	\$15,679.80
106	REINSTALLATION PERMIT	1	\$37.50	\$12.50
107	INSTALLATION PERMIT	5	\$187.50	\$62.50
320	INDUSTRIAL / WAREHOUSE	4	\$5,567.00	\$2,783.50
321	PRKNG/PAVING	5	\$7,942.50	\$3,971.25
324	OFFICES, BANKS	3	\$1,014.00	\$507.00
326	SCHOOLS & OTHER EDUCATIONAL	1	\$6,564.50	\$3,282.25
327	STORES & RETAIL	4	\$3,690.00	\$1,845.00
328	SIGN PERMIT	38	\$3,810.15	\$0.00
331	RESTAURANT	2	\$2,600.00	\$1,280.00
332	TOWER PERMIT	5	\$401.00	\$165.00
434	RES ATTACHED ADDITION	16	\$1,025.00	\$640.00
434P	*PENALTY - RES PORCH, CARPORT & ADDITION	3	\$384.00	\$0.00
435	BLOCK FENCE	47	\$2,162.00	\$1,410.00
435P	*PENALTY - BLOCK FENCE-REMODEL-REROOF	1	\$92.00	\$0.00
436	RES REROOF	42	\$2,100.00	\$1,428.00
436P	*PENALTY - RES REROOF	1	\$100.00	\$0.00
437	NON RESD & NON HOUSE KEEPING	15	\$3,226.00	\$1,613.00
438	RES DETACHED ADDITION	10	\$641.00	\$403.30
439	SWIMMING POOL - RESIDENTIAL	11	\$704.00	\$440.00
440	RES REMODEL 0 -1000 SQFT	19	\$1,216.00	\$640.00
440P	*PENALTY - RES REMODEL 0 - 1000 SQFT	2	\$256.00	\$0.00
441	RES REMODEL 1001 - 2000 sqft	14	\$1,022.00	\$405.00
442	RES REMODEL 2001 + sqft	4	\$304.00	\$54.99
645	DEMO SINGLE FAM ATCH/DETACH	10	\$500.00	\$0.00
649	DEMO COMMERCIAL BLDG	4	\$212.00	\$31.00
BCOM	BUILDING COMPLAINT	32	\$0.00	\$0.00
Total		378	\$68,631.67	\$36,654.09

Fiscal Year ▼
 FY 2019-2020 ▼

Fiscal Period ▼
 6 ▼

March

2020
Year

\$36,654.09
plan check

\$324,752.68
permit fee

\$242,693,194
valuation

Electrical Permits | 101-0000-312.20-40

Type	Permit Description	Count of Permit	plan check	permit fee
700	EL-TEMPORARY	10	\$0.00	\$398.50
701	EL-RESIDENTIAL	204	\$0.00	\$19,649.50
702	EL-COMMERCIAL	67	\$0.00	\$8,490.00
703	EL-RECON/RELOCATE	23	\$0.00	\$950.00
705	EL-METER UPGRADE	1	\$0.00	\$50.00
Total		305	\$0.00	\$29,538.00

Neighborhood Empowerment Zone | 101-0000-351.30-25

Type	Permit Description	Count of Permit	plan check	permit fee
920	NEIGHBORHOOD ENPOWERMENT ZNE R	1	\$0.00	\$60.00
Total		1	\$0.00	\$60.00

Right of Way | 101-0000-353.10-10

Type	Permit Description	Count of Permit	plan check	permit fee
500	RES DRIVEWAY & SIDEWALK	149	\$0.00	\$7,500.00
501	COMM DRIVEWAY & SIDEWALK	10	\$0.00	\$1,900.00
502	RES IRRIGATION ROW	14	\$0.00	\$700.00
503	COMM IRRIGATION ROW	2	\$0.00	\$500.00
511	STREET CUT R.O.W. ENG	69	\$0.00	\$0.00
511B	STREET CUT R.O.W. BLDG	12	\$0.00	\$3,900.00
Total		256	\$0.00	\$14,500.00

Plumbing Permits | 100-0000-312.20-50

Type	Permit Description	Count of Permit	plan check	permit fee
800	PL-RESIDENTIAL	124	\$0.00	\$14,664.00
801	PL-COMMERCIAL	67	\$0.00	\$7,445.00
804	PL-IRRIGATION RESIDENTIAL	62	\$0.00	\$4,353.00
805	PL-IRRIGATION COMMERCIAL	6	\$0.00	\$895.00
Total		259	\$0.00	\$27,357.00

Mechanical Permits | 101-0000-312.20-60

Type	Permit Description	Count of Permit	plan check	permit fee
900	ML-RESIDENTIAL	88	\$0.00	\$10,068.00
901	ML-COMMERCIAL	22	\$0.00	\$3,764.00
902	ML-CHANGE OUT	1	\$0.00	\$100.00
Total		111	\$0.00	\$13,932.00