

April 2020

2020 Monthly Permit Reports

Building Development Services
Department

1413 Houston St
Laredo, Texas 78040

956.794.1625

Director: Arturo Garcia



Building Permits (New Construction)

CalendarYear issue month

HOUSEKEEPING BUILDING

Type	Permit Description	Permits	Fee Collected	Valuation
101	SINGLE FAMILY DETACHED	84	\$46,341.72	\$13,413,059
105	5 OR MORE FAMILY BLDG	3	\$4,818.00	\$1,516,000
106	REINSTALLATION PERMIT	9	\$450.00	\$0
107	INSTALLATION PERMIT	5	\$250.00	\$0
107P	*PENALTY - INSTALLATION PERMIT	1	\$75.00	\$0
Total		102	\$51,934.72	\$14,929,059

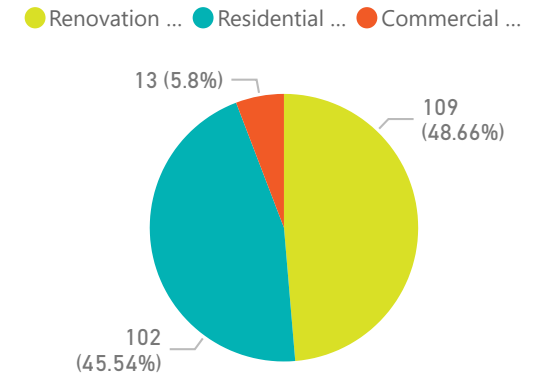
ADDITIONS, ALTERNATIONS & CONVERSION

Type	Permit Description	Permits	Fee Collected	Valuation
434	RES ATTACHED ADDITION	11	\$1,105.00	\$27,802
434P	*PENALTY - RES PORCH, CARPORT & ADDITION	1	\$128.00	\$0
435	BLOCK FENCE	13	\$988.00	\$30,660
435P	*PENALTY - BLOCK FENCE-REMODEL-REROOF	2	\$184.00	\$0
436	RES REROOF	15	\$1,260.00	\$41,177
436P	*PENALTY - RES REROOF	1	\$100.00	\$0
437	NON RESD & NON HOUSE KEEPING	13	\$3,245.00	\$493,076
437P	*PENALTY - NON RESD & NON HOUSE KEEPING	1	\$81.00	\$0
438	RES DETACHED ADDITION	11	\$1,144.00	\$5,478
438P	*PENALTY - ADDS RES STORAGE, & PALAP	2	\$256.00	\$0
439	SWIMMING POOL - RESIDENTIAL	9	\$936.00	\$122,000
440	RES REMODEL 0 -1000 SQFT	17	\$1,688.00	\$401,875
441	RES REMODEL 1001 - 2000 sqft	6	\$528.00	\$455,865
441P	*PENALTY - RES REMODEL 1001 - 2000 sqft	1	\$146.00	\$0
442	RES REMODEL 2001 + sqft	5	\$544.98	\$70,746
442P	*PENALTY - RES REMODEL 2001 + sqft	1	\$152.00	\$0
Total		109	\$12,485.98	\$1,648,679

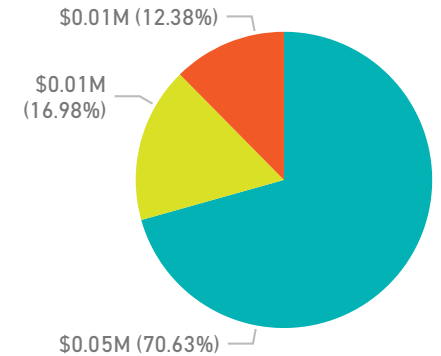
NEW NON-RESIDENTIAL BUILDING

Type	Permit Description	Permits	Fee Collected	Valuation
318	AMUSEMENT,RECEPTION, RECREATIO	1	\$249.00	\$30,000
320	INDUSTRIAL / WAREHOUSE	2	\$3,510.00	\$1,485,000
322	GAS STATION & REPAIR GARAGES	1	\$600.00	\$120,000
324	OFFICES, BANKS	6	\$3,309.00	\$837,757
331	RESTAURANT	3	\$1,437.00	\$218,000
Total		13	\$9,105.00	\$2,690,757

Permit Count



Permit Fees Collected



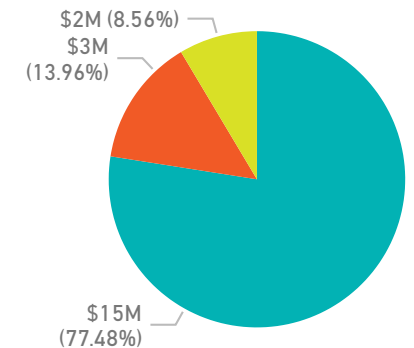
BUILDING PERMITS (BY MONTH)

Month	CalendarYear	Count of Permit	Fee Collected	ValueNum
April	2018	640	\$136,454.24	\$36,256,975
April	2019	437	\$105,437.55	\$26,155,066
April	2020	224	\$73,525.70	\$19,268,495

BUILDING PERMITS (YEAR TO DATE)

CalendarYear	Count of Permit	Fee Collected	ValueNum
2018	1936	\$432,108.63	\$114,768,235
2019	1563	\$472,370.12	\$137,741,311
2020	1133	\$360,818.64	\$191,680,556

Valuations



issue month



BUILDING PERMIT (NEW CONSTRUCTION) - CHARTS - PERMITS, FEES, VALUATION

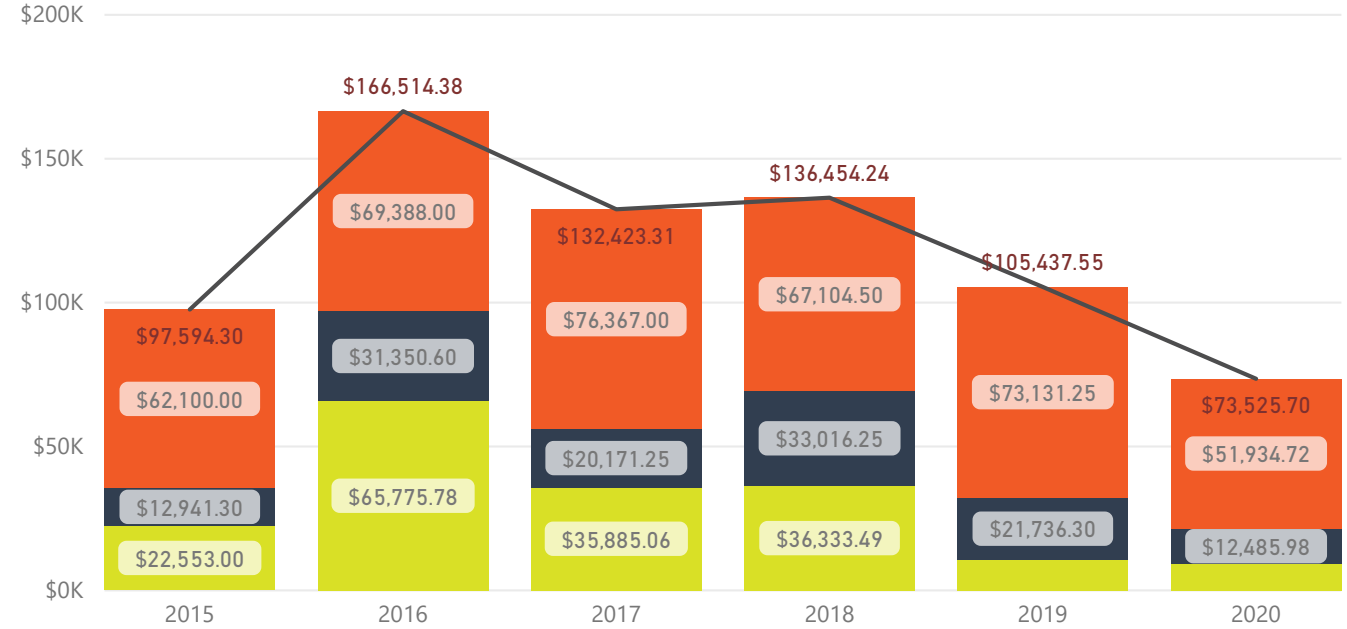
issue month

4

Permit-Type	Average of Fee Collected	Average of Valuation
Commercial Construction	\$700.38	\$206,981.31
Renovation & Additions	\$114.55	\$15,125.50
Residential Construction	\$509.16	\$146,363.32
Total	\$328.24	\$86,020.07

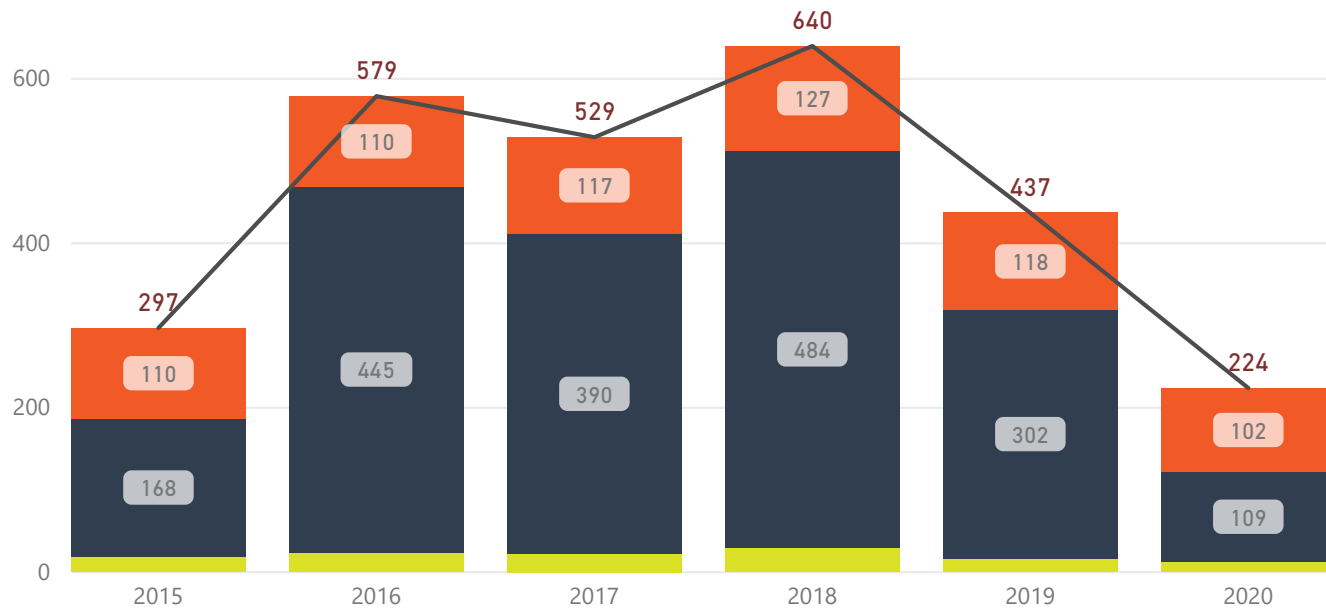
NEW BUILDING PERMIT FEES

Permit-Type ● Commercial Construction ● Renovation & Additions ● Residential Construction ● Fee Collected



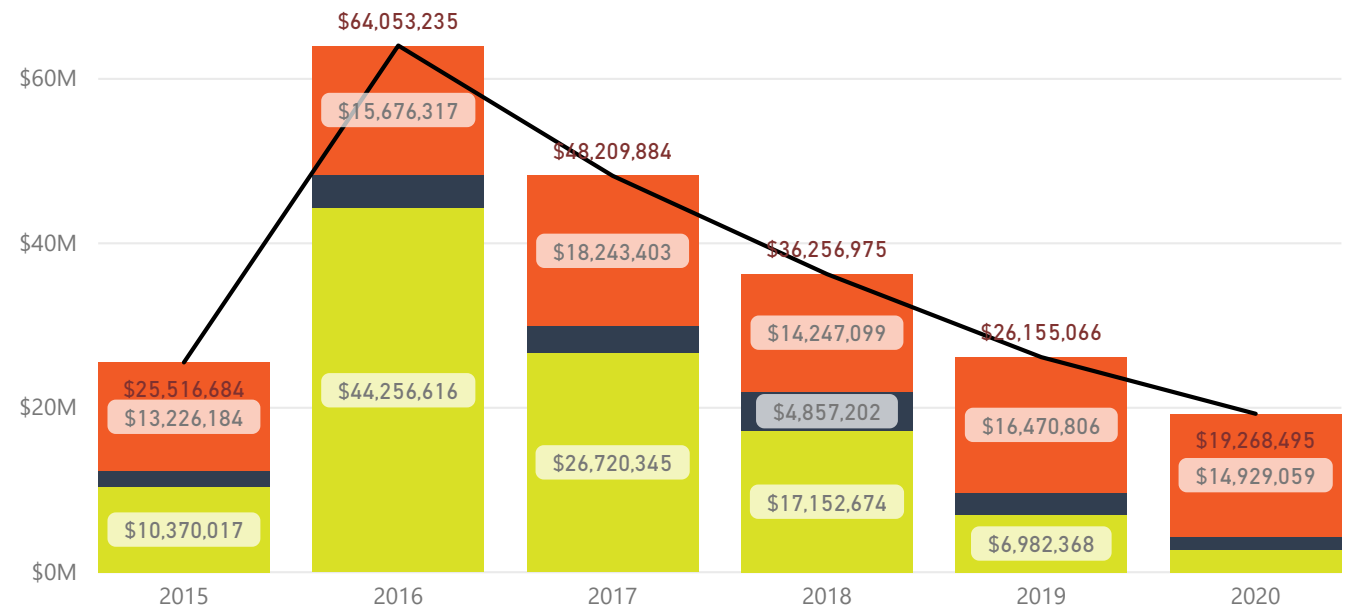
NEW BUILDING PERMITS

Permit-Type ● Commercial Construction ● Renovation & Additions ● Residential Construction ● Count of Permit



NEW BUILDING VALUATIONS

Permit-Type ● Commercial Construction ● Renovation & Additions ● Residential Construction ● Valuation



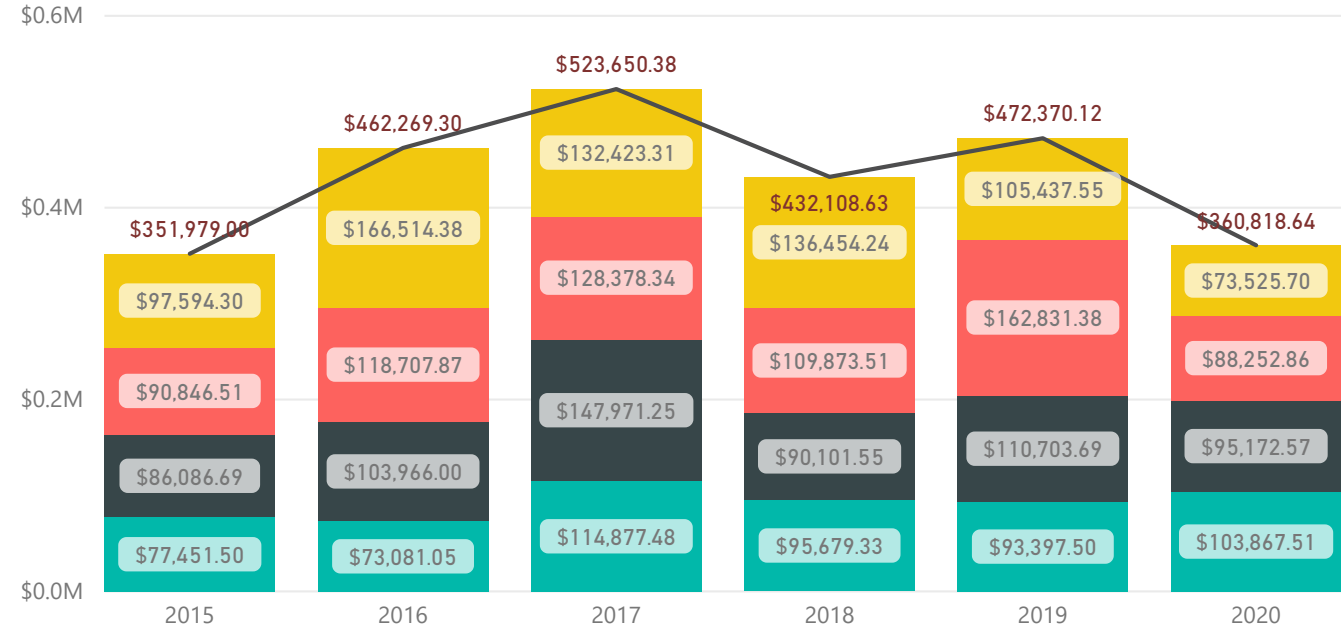
BUILDING PERMIT (NEW CONSTRUCTION) - CHARTS - PERMITS, FEES, VALUATION - YEAR TO DATE

1 4

Permit-Type	Average of Fee Collected	Average of Valuation
Commercial Construction	\$1,388.84	\$1,863,321.74
Renovation & Additions	\$111.02	\$13,395.18
Residential Construction	\$484.72	\$137,718.05
Total	\$318.46	\$169,179.66

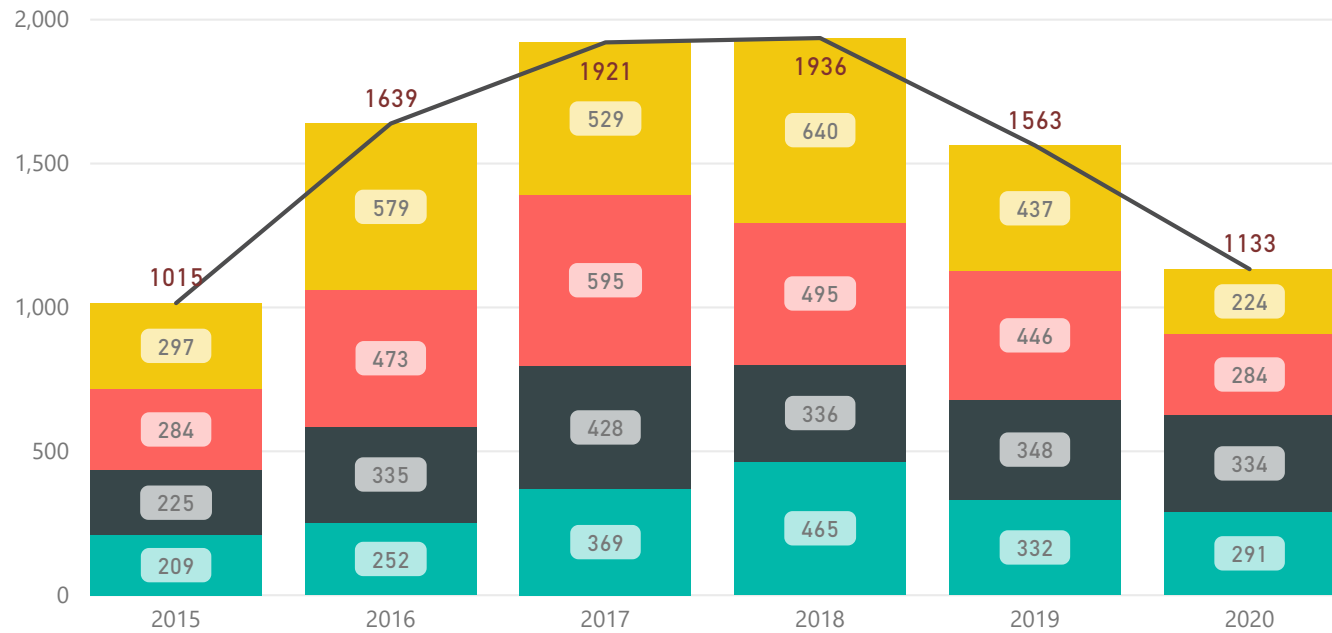
NEW BUILDING PERMIT FEES

issue month 1 2 3 4 Fee Collected



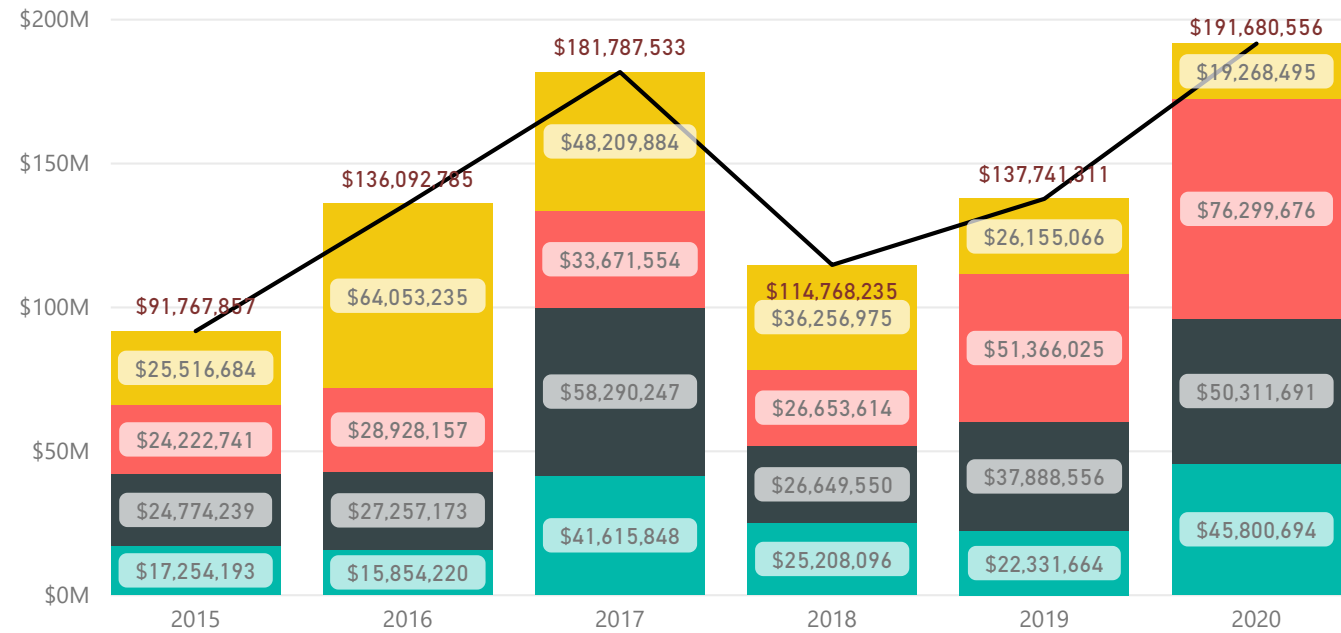
NEW BUILDING PERMITS

issue month 1 2 3 4 Count of Permit



NEW BUILDING VALUATIONS

issue month 1 2 3 4 Valuation



Professional Permits

CalendarYear issue month

RIGHT-OF-WAY (ROW)

Type	Permit Description	Permits	Fee Collected
500	RES DRIVEWAY & SIDEWALK	110	\$5,510.00
501	COMM DRIVEWAY & SIDEWALK	9	\$1,600.00
502	RES IRRIGATION ROW	65	\$3,250.00
503	COMM IRRIGATION ROW	1	\$250.00
511	STREET CUT R.O.W. ENG	32	\$250.00
511B	STREET CUT R.O.W. BLDG	10	\$3,350.00
Total		227	\$14,210.00

DEMOLITIONS

Type	Permit Description	Permits	Fee Collected
645	DEMO SINGLE FAM ATCH/DETACH	4	\$200.00
649	DEMO COMMERCIAL BLDG	1	\$50.00
Total		5	\$250.00

ELECTRICAL

Type	Permit Description	Permits	Fee Collected
700	EL-TEMPORARY	10	\$580.00
701	EL-RESIDENTIAL	202	\$19,062.00
702	EL-COMMERCIAL	51	\$6,431.00
703	EL-RECON/RELOCATE	15	\$450.00
705	EL-METER UPGRADE	1	\$57.00
Total		279	\$26,580.00

PLUMBING

Type	Permit Description	Permits	Fee Collected
800	PL-RESIDENTIAL	121	\$15,766.00
801	PL-COMMERCIAL	24	\$3,156.00
804	PL-IRRIGATION RESIDENTIAL	83	\$5,902.00
805	PL-IRRIGATION COMMERCIAL	3	\$210.00
Total		231	\$25,034.00

MECHANICAL

Type	Permit Description	Permits	Fee Collected
900	ML-RESIDENTIAL	79	\$8,914.00
901	ML-COMMERCIAL	14	\$1,960.00
Total		93	\$10,874.00

PROFESSIONAL PERMITS (BY MONTH)

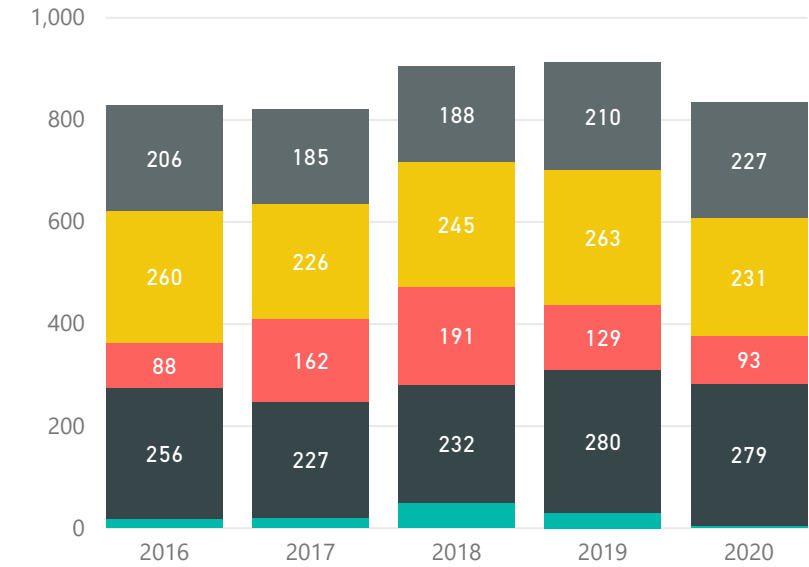
Month	CalendarYear	Count of Permit	Fee Collected
April	2018	906	\$92,761.00
April	2019	912	\$88,074.20
April	2020	835	\$76,948.00

PROFESSIONAL PERMITS (YEAR TO DATE)

CalendarYear	Count of Permit	Fee Collected
2018	3084	\$316,615.00
2019	3482	\$352,025.70
2020	3810	\$379,261.10

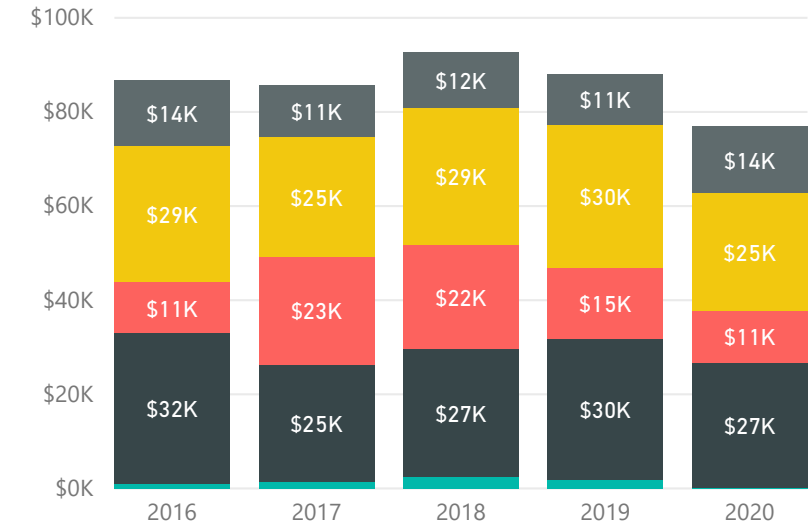
Professional Permits by Year for this Month

Demolition Electrical Mechanical Plumbing Right-of-Way



Professional Permit Fees Collected by Year for this Month

Demolition Electrical Mechanical Plumbing Right-of-Way



issue ...



Other Permits & Totals

CalendarYear

issue month

VENDOR

Type	Permit Description	Permits	Fee Collected
------	--------------------	---------	---------------

OTHER

Type	Permit Description	Permits	Fee Collected
321	PRKNG/PAVING	1	\$690.00
328	SIGN PERMIT	14	\$1,301.83
332	TOWER PERMIT	2	\$608.50
915	NEW BUSINESS	15	\$750.00
960	AMUSEMENT PERMIT	2	\$185,850.00
BCOM	BUILDING COMPLAINT	19	\$0.00
Total		53	\$189,200.33

OTHER PERMITS (BY MONTH)

Month	CalendarYear	Count of Permit	Fee Collected
April	2018	434	\$641,140.45
April	2019	498	\$524,726.06
April	2020	53	\$189,200.33

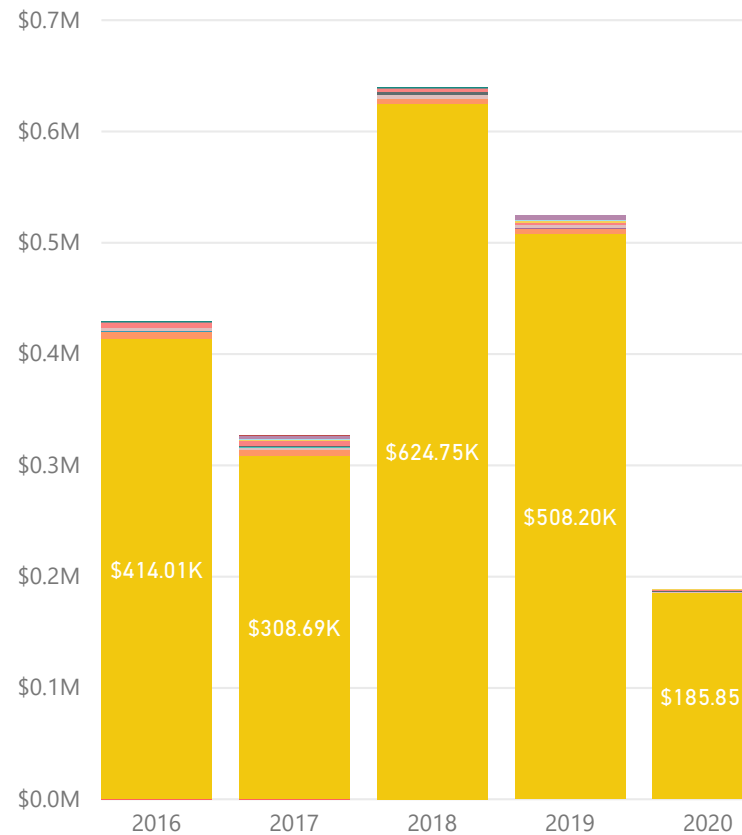
OTHER PERMITS (YEAR TO DATE)

CalendarYear	Count of Permit	Fee Collected	ValueNum
2018	1714	\$1,395,027.90	\$3,444,420
2019	1662	\$1,196,845.52	\$954,219
2020	1012	\$824,824.87	\$8,338,780

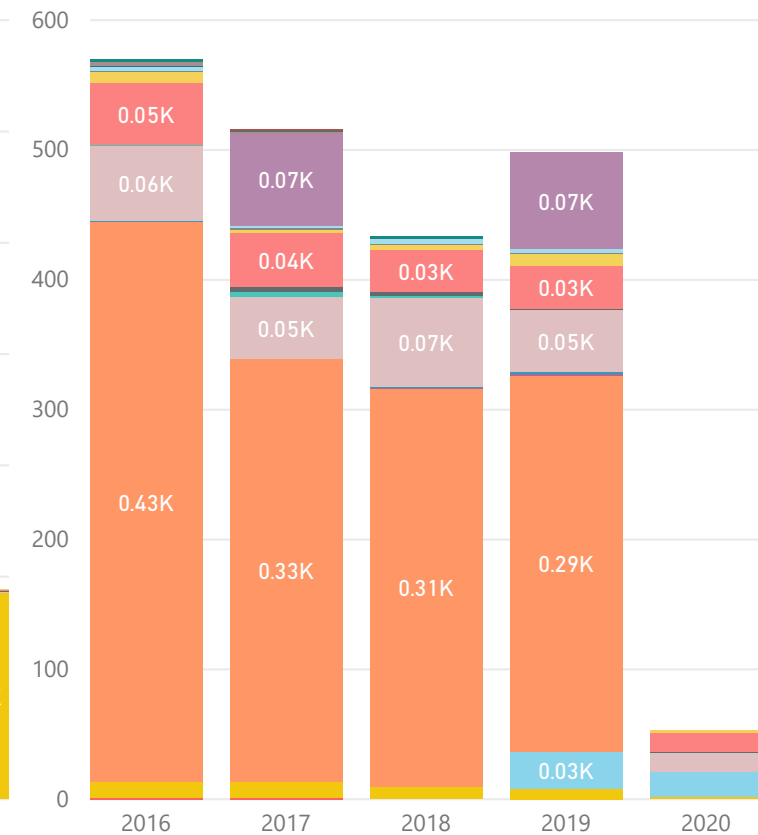
issue month

Other Permit Fees for Month

- *PENALTY - SIGN PERMIT
- AMUSEMENT PERMIT
- BUILDING COMPLAINT
- GARAGE SALE PERMIT
- NEIGHBORHOOD ENPOWERM...
- NEIGHBORHOOD ENPOWERM...
- NEW BUSINESS
- PORTABLE BUILDING
- PRKNG/PAVING
- SIGN PERMIT
- TOWER PERMIT
- VNDR 6WK PERMIT/ OTHER P...
- VNDR 6WK PERMIT/ OWN PR...
- VNDR SEA PERMIT/ EASTER
- VNDR SEA PERMIT/ FATHER...
- VNDR SEA PERMIT/ MOTHER...



Other Permit Fees for Month



TOTAL PERMIT CHARTS - PERMITS, FEES, VALUATION - MONTH

issue month

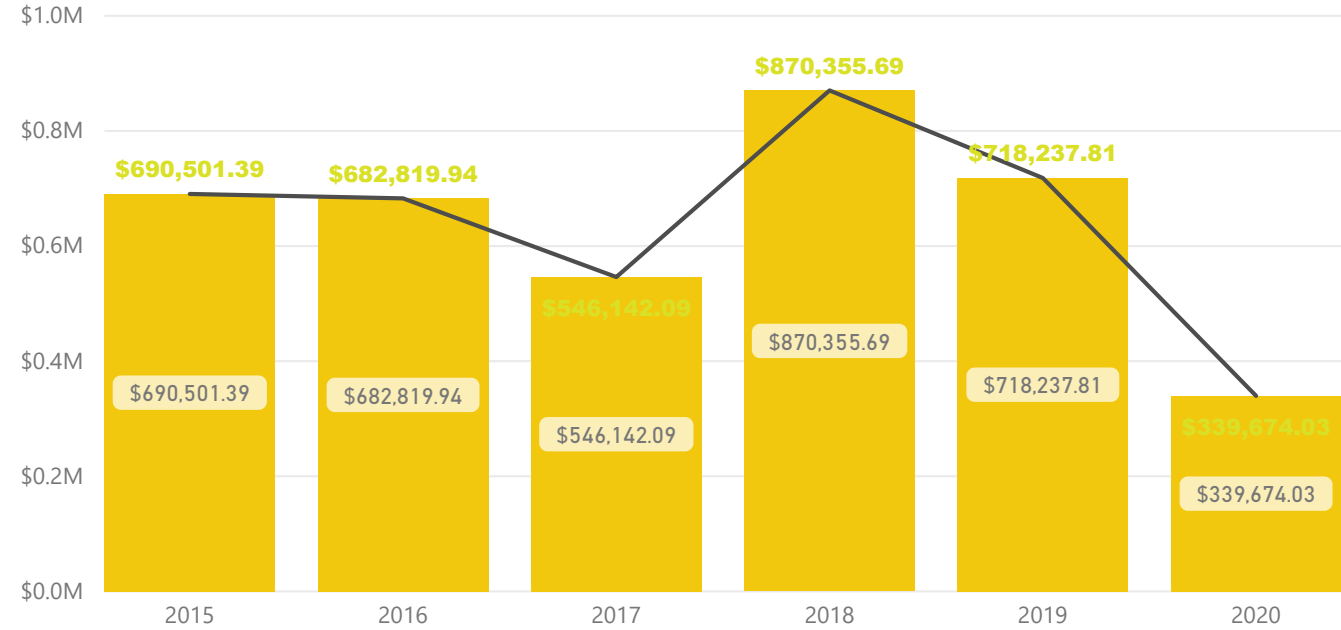
4

TOTAL PERMITS (BY MONTH)

Month	Calendar Year	Permits	Fees Collected	Valuation
April	2018	1980	\$870,355.69	\$38,401,055
April	2019	1847	\$718,237.81	\$26,463,466
April	2020	1112	\$339,674.03	\$19,508,495

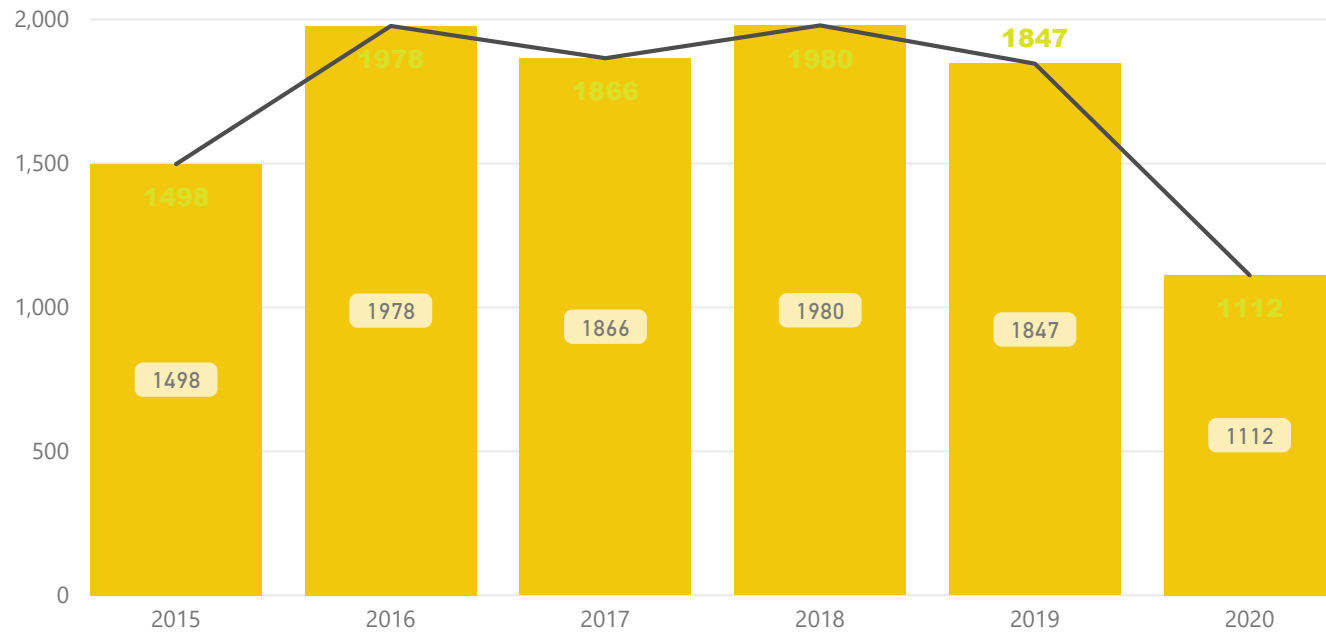
TOTAL PERMIT FEES

issue month ● 4 ● Fee Collected



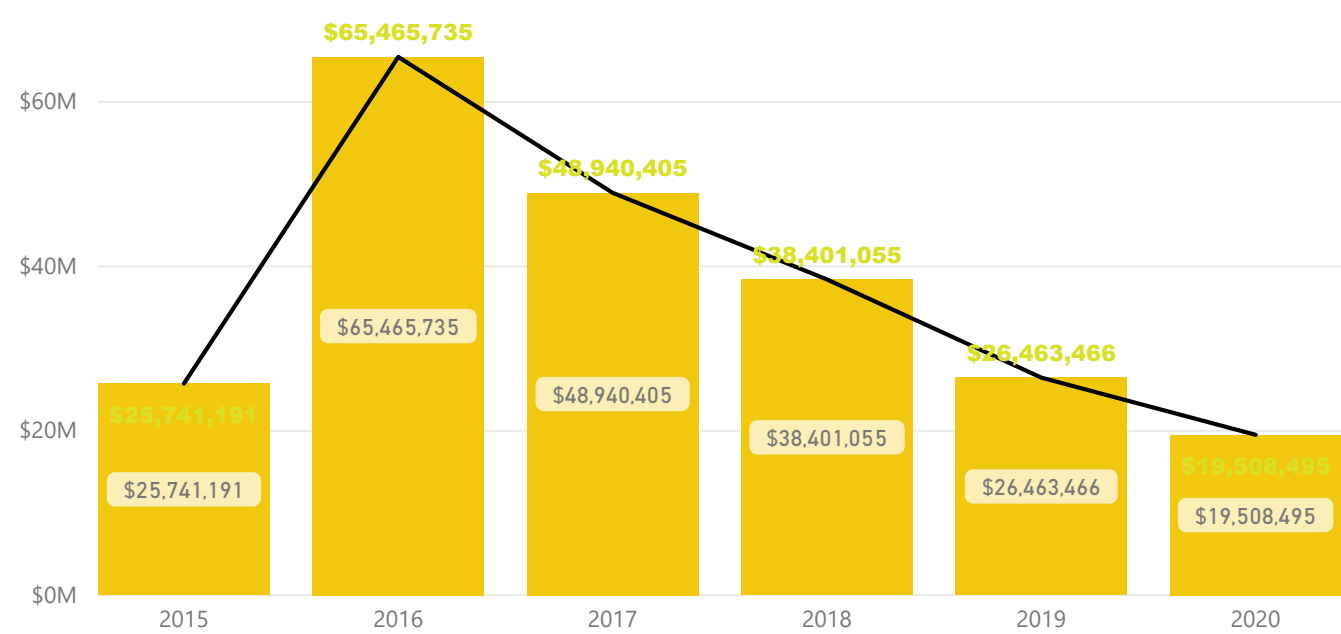
TOTAL PERMITS

issue month ● 4 ● Count of Permit



TOTAL VALUATIONS

issue month ● 4 ● Valuation



TOTAL PERMIT CHARTS - PERMITS, FEES, VALUATION - YEAR TO DATE

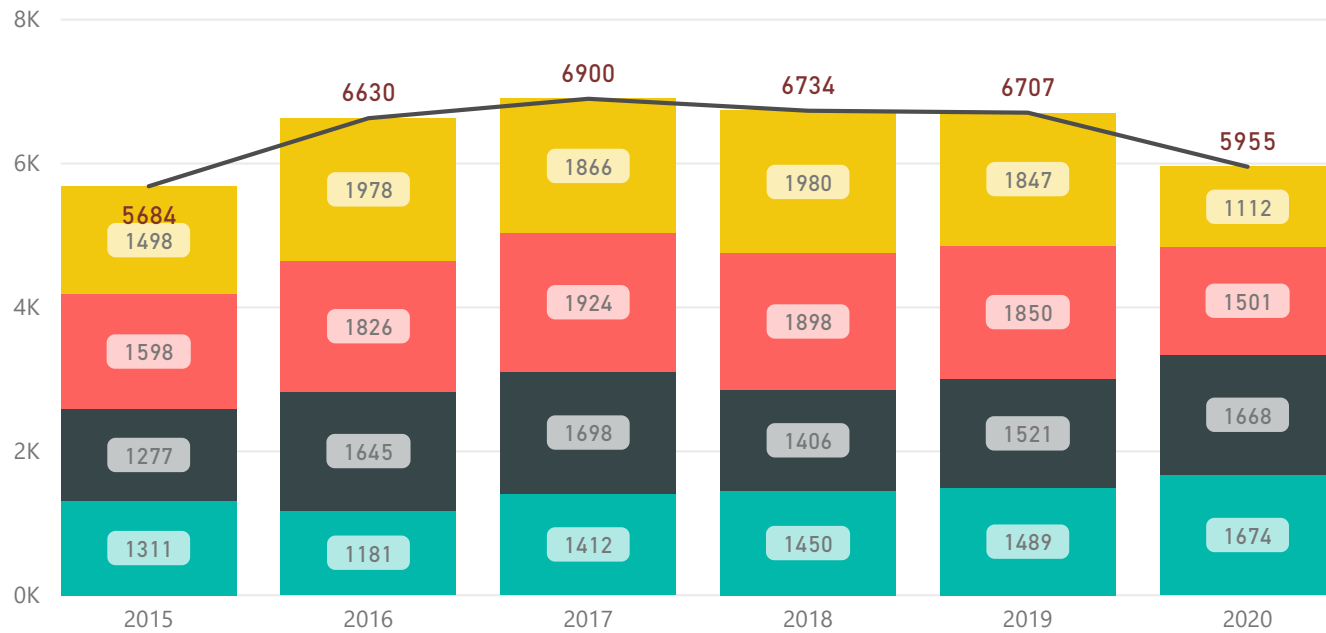
1 4

TOTAL PERMITS (YEAR TO DATE)

Calendar Year	Permits	Fees Collected	Valuation
2018	6734	\$2,143,751.53	\$118,212,655
2019	6707	\$2,021,241.34	\$138,695,530
2020	5955	\$1,564,904.61	\$200,019,336

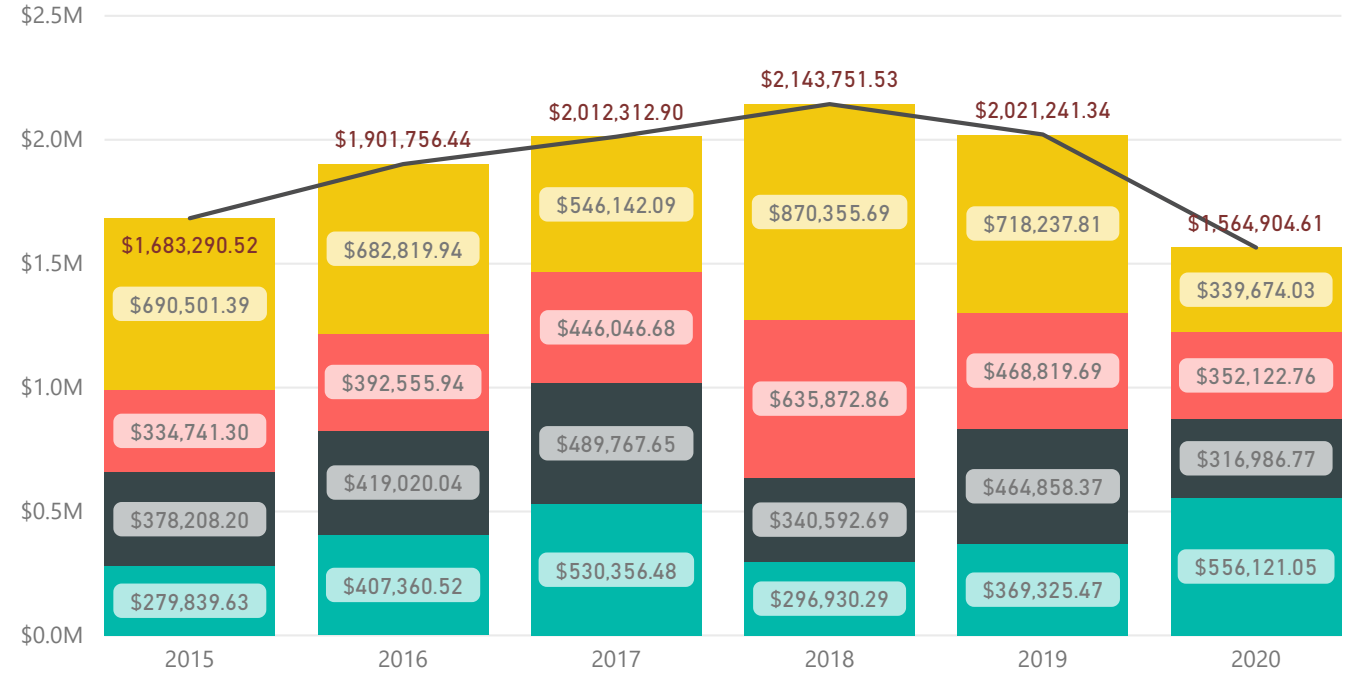
TOTAL PERMITS

issue month 1 2 3 4 Count of Permit



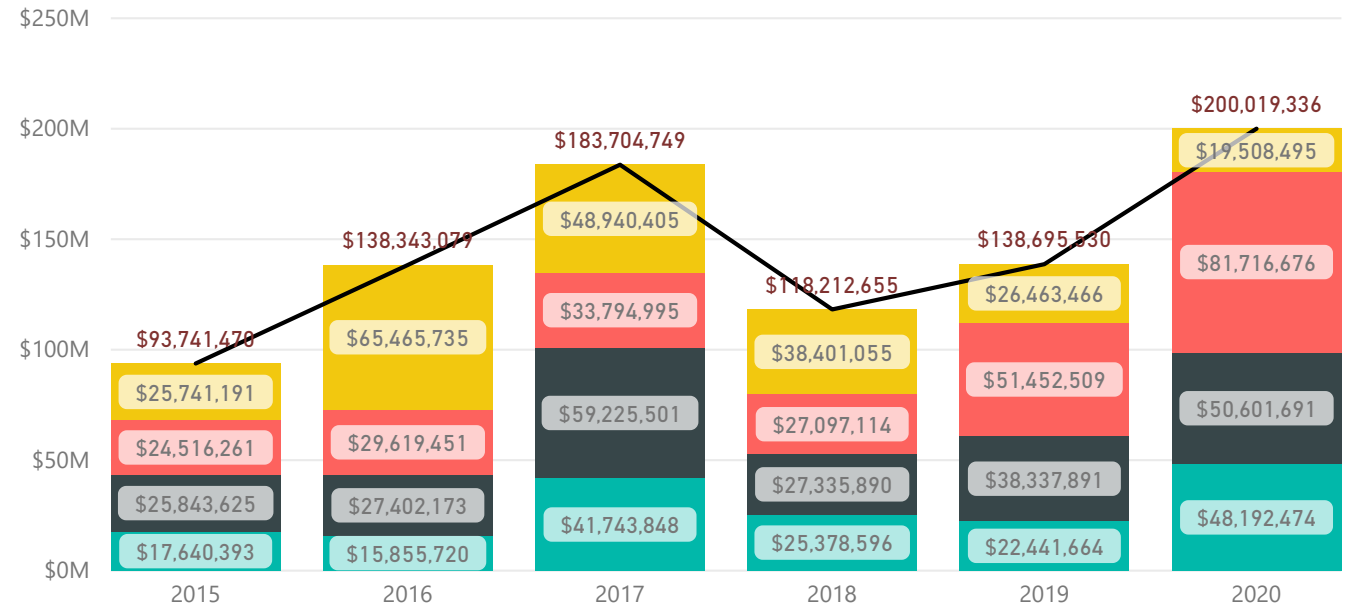
TOTAL PERMIT FEES

issue month 1 2 3 4 Fee Collected



TOTAL VALUATIONS

issue month 1 2 3 4 Valuation



Top Projects (Valuation over 500K)

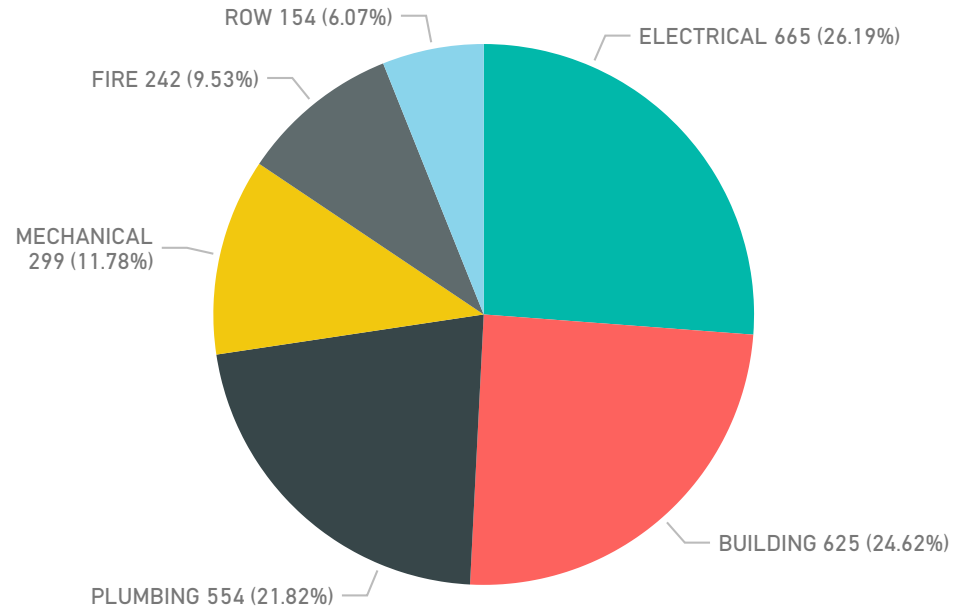
CalendarYear issue month

ValueNum	Permit	Permit Description	issue date	AppAddress	NameOwner	NameContractor	NameSubcontractor
\$1,300,000	20-00003159	INDUSTRIAL / WAREHOUSE	4/14/2020	11913 CONLY RD	AVERITT PROPERTIES INC	MODERN CONSTRUCTION INC	MODERN CONSTRUCTION INC
\$750,000	19-00015109	5 OR MORE FAMILY BLDG	4/16/2020	119 SIMON BOLIVAR BLVD	1001 DEVELOPMENT LLC	JIMENEZ, ROGELIO	JIMENEZ, ROGELIO
\$680,000	20-00001853	OFFICES, BANKS	4/22/2020	120 NORTH AMERICA RD	0	QUANTCORP CONSTRUCTION	QUANTCORP CONSTRUCTION
\$550,000	19-00015108	5 OR MORE FAMILY BLDG	4/16/2020	119 SIMON BOLIVAR BLVD	1001 DEVELOPMENT LLC	JIMENEZ, ROGELIO	JIMENEZ, ROGELIO
\$515,592	20-00003298	SINGLE FAMILY DETACHED	4/23/2020	344 VETERANS BLVD	0	EKES BUILDER	EKES BUILDER
\$3,795,592							

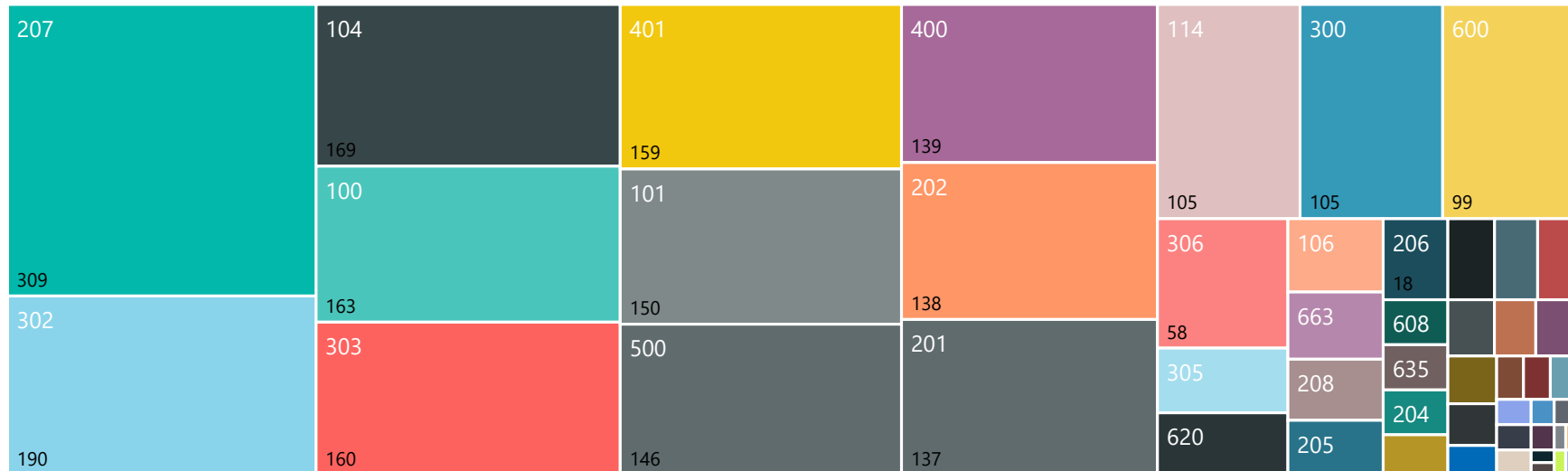
Inspections

Month Year

Count of PermitNumber by GroupType



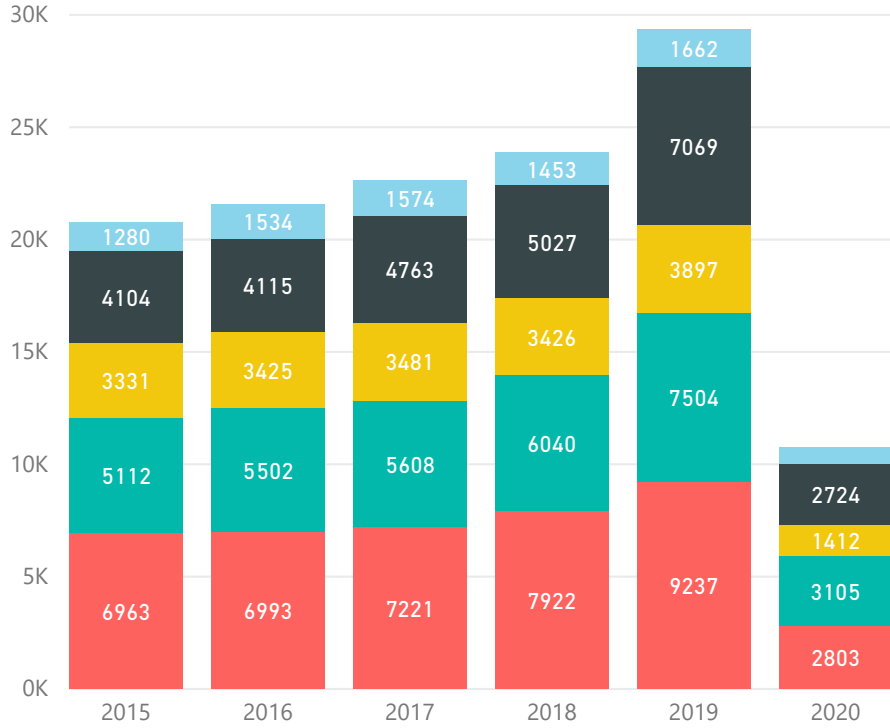
Count of PermitNumber by InspectionCode



InspectionCode	First Inspection Type	Count of PermitNumber
	FAFS (FIRE ONLY)	4
100	FOUNDATION	163
101	FRAMING	150
102	CERTIFICATE OF OCCUPANCY	9
104	BUILDING FINAL	169
106	INVESTIGATION INSPECTION	24
107	POOL REINFORCING INSPECTI	4
110	ROOF FINAL	1
114	INSULATION	105
200	T-POLE	11
201	EL RES. ROUGH-IN	137
202	EL-SERVICE INSPECTION	138
203	EL COMM WALL ROUGH-IN	4
204	EL COMM CEILING ROUGH-IN	10
205	EL COMM ROUGH-IN	18
206	EL PROVISIONAL	18
207	EL FINAL	309
208	EL RECONNECT	20
300	PL COVER	105
301	PL COPPER	12
302	PL ROUGH-IN	190
303	PL CSI & FINAL	160
305	PL GAS ROUGH IN	29
306	PL GAS FINAL	58
400	ML ROUGH -IN	139
401	ML FINAL	159
402	DUCT SYSTEM/AIR LEAKAGE T	1
500	SC DRIVEWAY & SIDEWALK	146
501	SC STREET CUT	8
600	FIRE INSPECTION	99
606	FIRE BEER & WINE INSP	1
608	FIRE DAYCARE OR SIMILAR I	10
609	FIRE DETENTION	1
610	FIRE EXPLOSIVE TRANSPORT	8
613	FIRE FUEL LN PRESSURE TES	1
619	FIRE HOSPITAL OR SIMILAR	3
620	FIRE SPRINKLER HYDRSTATIC	28
624	FIRE ALARM NEW INSTALL IN	13
630	FIRE SPRINKLER MOD INSP	5
632	FIRE TEST PERMIT INSP	1
Total	BUILDING FINAL	2539

Building Inspections by Year by type

GroupType ● BUILDING ● ELECTRICAL ● MECHANICAL ● PLUMBING ● ROW



Year	BUILDING	ELECTRICAL	FIRE	MECHANICAL	PLUMBING	ROW	Total
2015	6963	5112	4963	3331	4104	1280	25753
2016	6993	5502	5961	3425	4115	1534	27530
2017	7221	5608	5638	3481	4763	1574	28285
2018	7922	6040	7069	3426	5027	1453	30937
2019	9237	7504	4740	3897	7069	1662	34109
2020	2803	3105	1100	1412	2724	732	11876
Total	41139	32871	29471	18972	27802	8235	158490

Building Inspections by Month by Year

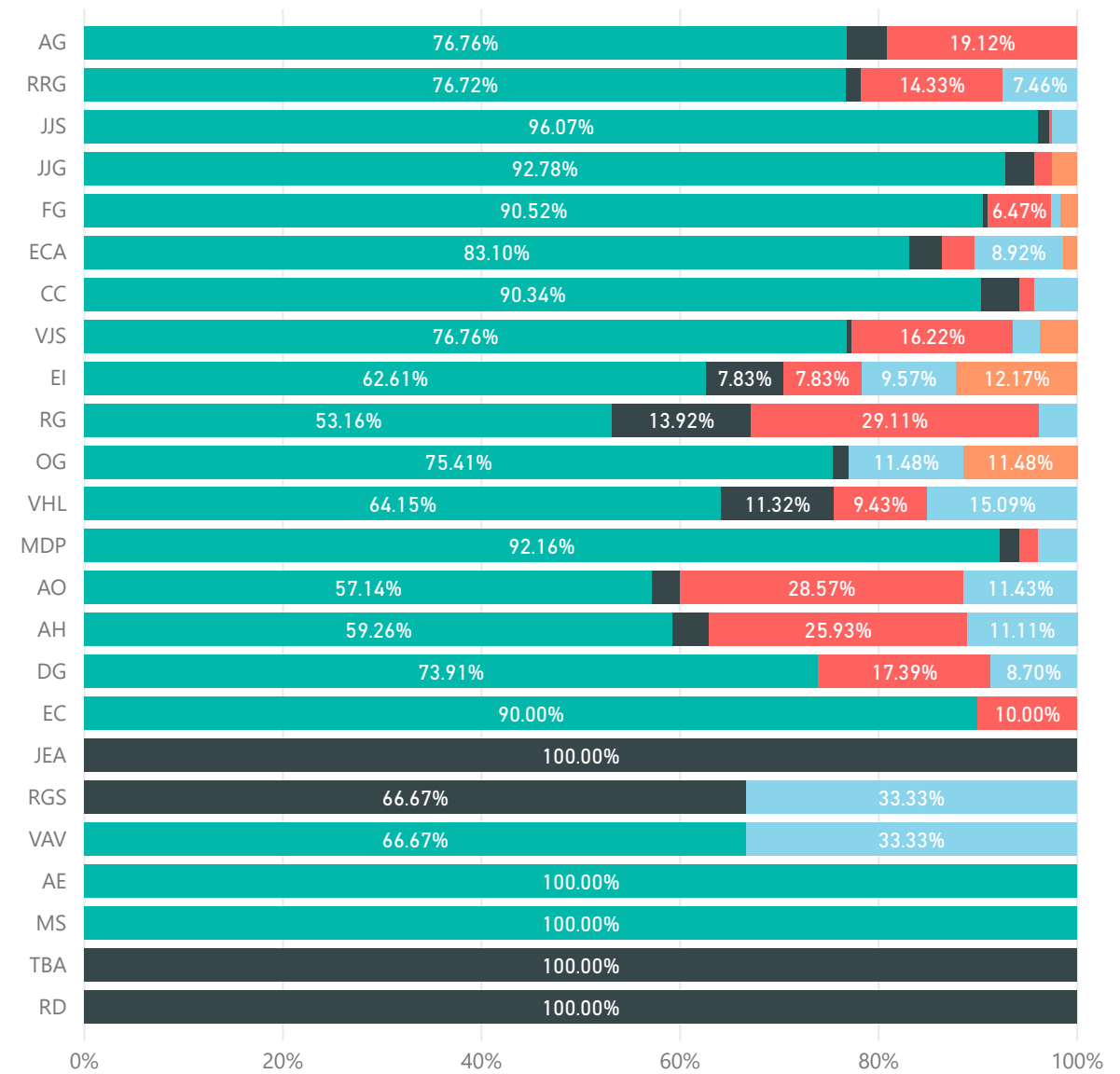
Month ● 1 ● 2 ● 3 ● 4 ● 5 ● 6 ● 7 ● 8 ● 9 ● 10 ● 11 ● 12



Inspector	APPROVED	CANCELLED	DISAPPROVED	DISAPPROVED WI	PARTIALLY APPR	Total
AG	261	14	65			340
RRG	257	5	48	25		335
JJS	269	3	1	7		280
JJG	257	8	5		7	277
FG	210	1	15	2	4	232
ECA	177	7	7	19	3	213
CC	187	8	3	9		207
VJS	142	1	30	5	7	185
EI	72	9	9	11	14	115
RG	42	11	23	3		79
OG	46	1		7	7	61
VHL	34	6	5	8		53
MDP	47	1	1	2		51
AO	20	1	10	4		35
AH	16	1	7	3		27
DG	17		4	2		23
EC	9		1			10
JEA		3				3
RGS		2		1		3
VAV	2			1		3
AE	2					2
MS	2					2
TBA		2				2
RD		1				1
Total	2069	85	234	109	42	2539

Count of PermitNumber by Inspector and InspectionStatus

InspectionStatus ● APPROVED ● CANCELLED ● DISAPPROVED ● DISAPPROVED WI ● PARTIALLY APPR

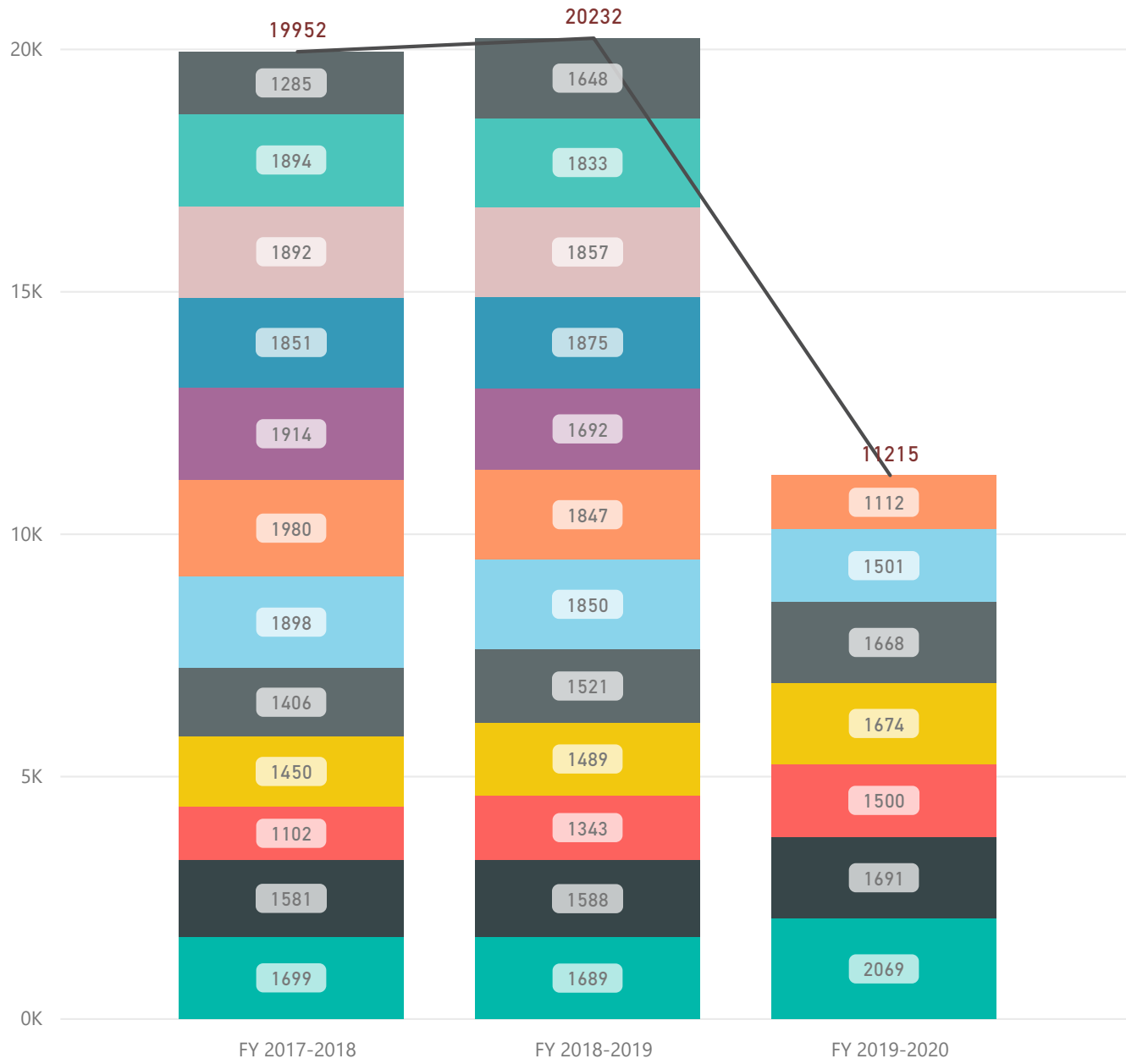


Year

Month

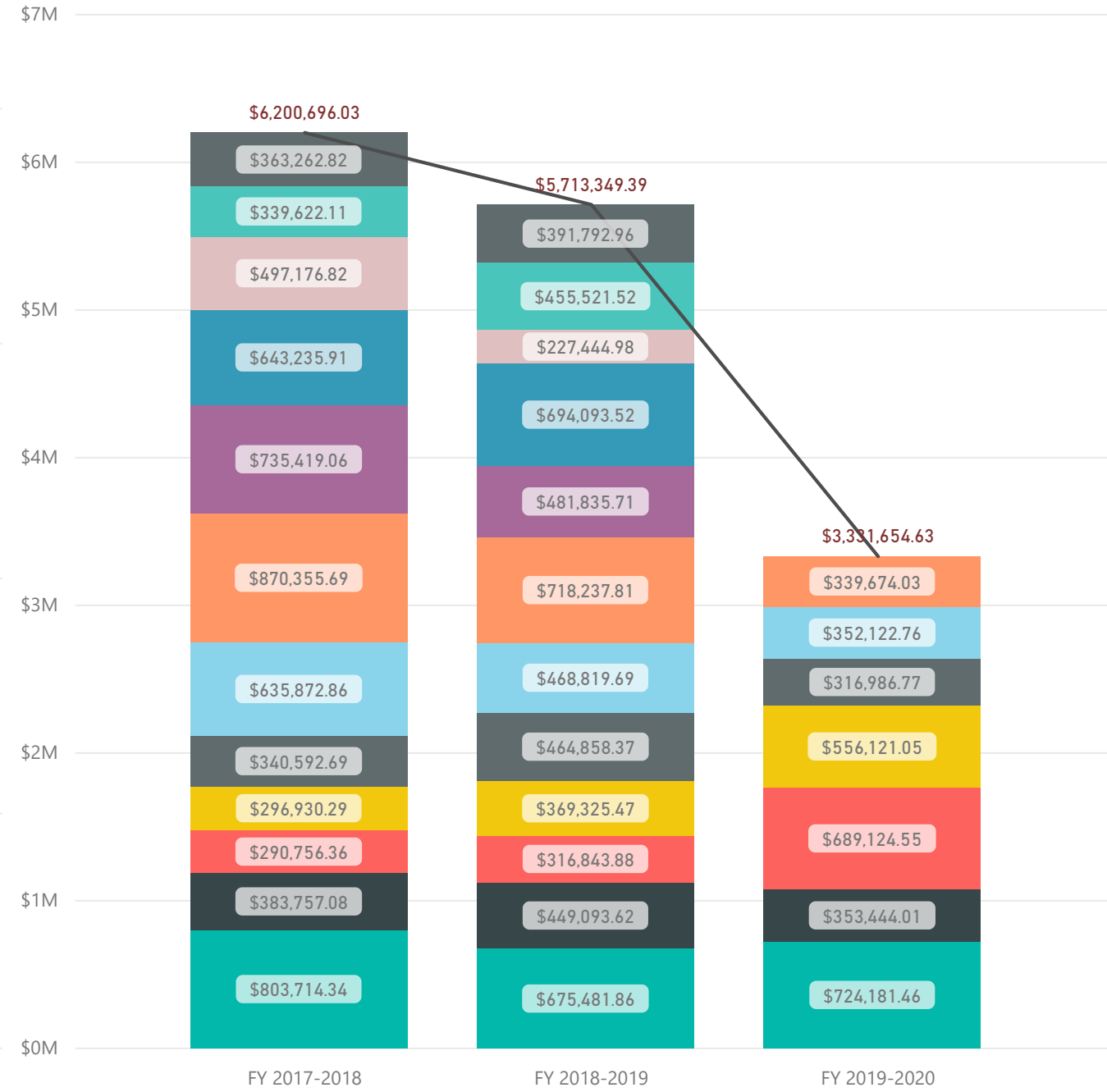
TOTAL PERMITS (COUNT) BY FISCAL YEAR

FISCAL PERIOD 1 2 3 4 5 6 7 8 9 10 11 12 Count of Permit



TOTAL PERMITS (FEES) BY FISCAL YEAR

FISCAL PERIOD 1 2 3 4 5 6 7 8 9 10 11 12 Fee Collected



Charts shown are divided by Fiscal Periods, which are the months in the order in which they appear during the fiscal year. October =1, November = 2, etc

Fiscal Year v
 FY 2019-2020 v

Fiscal Period v
 7 v

April

2020
Year

\$28,121.44
plan check

\$316,986.09
permit fee

\$172,635,131
valuation

Amusement Permits | 101-0000-312.20-22

Type	Permit Description	Count of Permit	plan check	permit fee
960	AMUSEMENT PERMIT	2	\$0.00	\$185,850.00
318	AMUSEMENT,RECEPTION, RECREATIO	1	\$83.00	\$166.00
Total		3	\$83.00	\$186,016.00

Private Premises Vendors | 100-0000-312.20-23

Type	Permit Description	Count of Permit	plan check	permit fee
------	--------------------	-----------------	------------	------------

New Business Registration | 101-0000-312.20-27

Type	Permit Description	Count of Permit	plan check	permit fee
915	NEW BUSINESS	15	\$0.00	\$750.00
Total		15	\$0.00	\$750.00

Garage Sale Permits | 101-0000-312.20-33

Type	Permit Description	Count of Permit	plan check	permit fee
------	--------------------	-----------------	------------	------------

Inspection Fees | 101-0000-312.20-34

Type	Permit Description	Count of Permit	plan check	permit fee
------	--------------------	-----------------	------------	------------

Building Permits | 101-0000-312.20-30/31

Type	Permit Description	Count of Permit	permit fee	plan check
101	SINGLE FAMILY DETACHED	84	\$27,461.76	\$18,879.96
105	5 OR MORE FAMILY BLDG	3	\$3,212.00	\$1,606.00
106	REINSTALLATION PERMIT	9	\$337.50	\$112.50
107	INSTALLATION PERMIT	5	\$187.50	\$62.50
107P	*PENALTY - INSTALLATION PERMIT	1	\$75.00	\$0.00
320	INDUSTRIAL / WAREHOUSE	2	\$2,340.00	\$1,170.00
321	PRKNG/PAVING	1	\$460.00	\$230.00
322	GAS STATION & REPAIR GARAGES	1	\$400.00	\$200.00
324	OFFICES, BANKS	6	\$2,206.00	\$1,103.00
328	SIGN PERMIT	14	\$1,301.83	\$0.00
331	RESTAURANT	3	\$958.00	\$479.00
332	TOWER PERMIT	2	\$441.00	\$167.50
434	RES ATTACHED ADDITION	11	\$705.00	\$400.00
434P	*PENALTY - RES PORCH, CARPORT & ADDITION	1	\$128.00	\$0.00
435	BLOCK FENCE	13	\$598.00	\$390.00
435P	*PENALTY - BLOCK FENCE-REMODEL-REROOF	2	\$184.00	\$0.00
436	RES REROOF	15	\$750.00	\$510.00
436P	*PENALTY - RES REROOF	1	\$100.00	\$0.00
437	NON RESD & NON HOUSE KEEPING	13	\$2,172.00	\$1,073.00
437P	*PENALTY - NON RESD & NON HOUSE KEEPING	1	\$81.00	\$0.00
438	RES DETACHED ADDITION	11	\$704.00	\$440.00
438P	*PENALTY - ADDS RES STORAGE, & PALAP	2	\$256.00	\$0.00
439	SWIMMING POOL - RESIDENTIAL	9	\$576.00	\$360.00
440	RES REMODEL 0 -1000 SQFT	17	\$1,088.00	\$600.00
441	RES REMODEL 1001 - 2000 sqft	6	\$438.00	\$90.00
441P	*PENALTY - RES REMODEL 1001 - 2000 sqft	1	\$146.00	\$0.00
442	RES REMODEL 2001 + sqft	5	\$380.00	\$164.98
442P	*PENALTY - RES REMODEL 2001 + sqft	1	\$152.00	\$0.00
645	DEMO SINGLE FAM ATCH/DETACH	4	\$200.00	\$0.00
649	DEMO COMMERCIAL BLDG	1	\$50.00	\$0.00
BCOM	BUILDING COMPLAINT	19	\$0.00	\$0.00
Total		264	\$48,088.59	\$28,038.44

Fiscal Year ▼
 FY 2019-2020 ▼

Fiscal Period ▼
 7 ▼

April

2020
Year

\$28,121.44
plan check

\$316,986.09
permit fee

\$172,635,131
valuation

Electrical Permits | 101-0000-312.20-40

Type	Permit Description	Count of Permit	plan check	permit fee
700	EL-TEMPORARY	10	\$0.00	\$580.00
701	EL-RESIDENTIAL	202	\$0.00	\$19,062.00
702	EL-COMMERCIAL	51	\$0.00	\$6,431.00
703	EL-RECON/RELOCATE	15	\$0.00	\$450.00
705	EL-METER UPGRADE	1	\$0.00	\$57.00
Total		279	\$0.00	\$26,580.00

Neighborhood Empowerment Zone | 101-0000-351.30-25

Type	Permit Description	Count of Permit	plan check	permit fee

Right of Way | 101-0000-353.10-10

Type	Permit Description	Count of Permit	plan check	permit fee
500	RES DRIVEWAY & SIDEWALK	110	\$0.00	\$5,510.00
501	COMM DRIVEWAY & SIDEWALK	9	\$0.00	\$1,600.00
502	RES IRRIGATION ROW	65	\$0.00	\$3,250.00
503	COMM IRRIGATION ROW	1	\$0.00	\$250.00
511	STREET CUT R.O.W. ENG	32	\$0.00	\$250.00
511B	STREET CUT R.O.W. BLDG	10	\$0.00	\$3,350.00
Total		227	\$0.00	\$14,210.00

Plumbing Permits | 100-0000-312.20-50

Type	Permit Description	Count of Permit	plan check	permit fee
800	PL-RESIDENTIAL	121	\$0.00	\$15,766.00
801	PL-COMMERCIAL	24	\$0.00	\$3,156.00
804	PL-IRRIGATION RESIDENTIAL	83	\$0.00	\$5,902.00
805	PL-IRRIGATION COMMERCIAL	3	\$0.00	\$210.00
Total		231	\$0.00	\$25,034.00

Mechanical Permits | 101-0000-312.20-60

Type	Permit Description	Count of Permit	plan check	permit fee
900	ML-RESIDENTIAL	79	\$0.00	\$8,914.00
901	ML-COMMERCIAL	14	\$0.00	\$1,960.00
Total		93	\$0.00	\$10,874.00